

## The Value-Up Recipe for Re-rating Korea



TALES FROM THE EMERGING WORLD | EMERGING MARKETS EQUITY TEAM | March 2024

In February 2024, the Korean government announced its “Value-Up” program, a series of market-friendly measures ahead of legislative elections in April. This follows corporate governance reforms led by the Tokyo Stock Exchange, which saw the Nikkei breach its previous peak after three and a half decades. The surge in Japan’s stock market has revitalized interest in “value” markets in Emerging Markets (EM) as well, with Korea being the most proximate beneficiary. The key debate now is if this time will be different for Korea? We look back to trace Korea’s de-rating over two decades to determine whether it is time to engage in the Korea “value trade.”

Until recently, our investment strategy in Korea focused on a thematic selection process, targeting specific sectors we found promising, rather than following a broad country allocation model. We devoted our attention to dynamic sectors like memory chips, electric vehicles and battery supply chain experiencing structural growth, the Internet, gaming and China-related themes. The Value-Up program makes us take another look at our approach in Korea.

### AUTHORS



**AMAY HATTANGADI**  
*Portfolio Manager,  
Emerging Markets  
Equity Team*



**ROSE KIM**  
*Vice President,  
Emerging Markets  
Equity Team*

### The Korea Discount

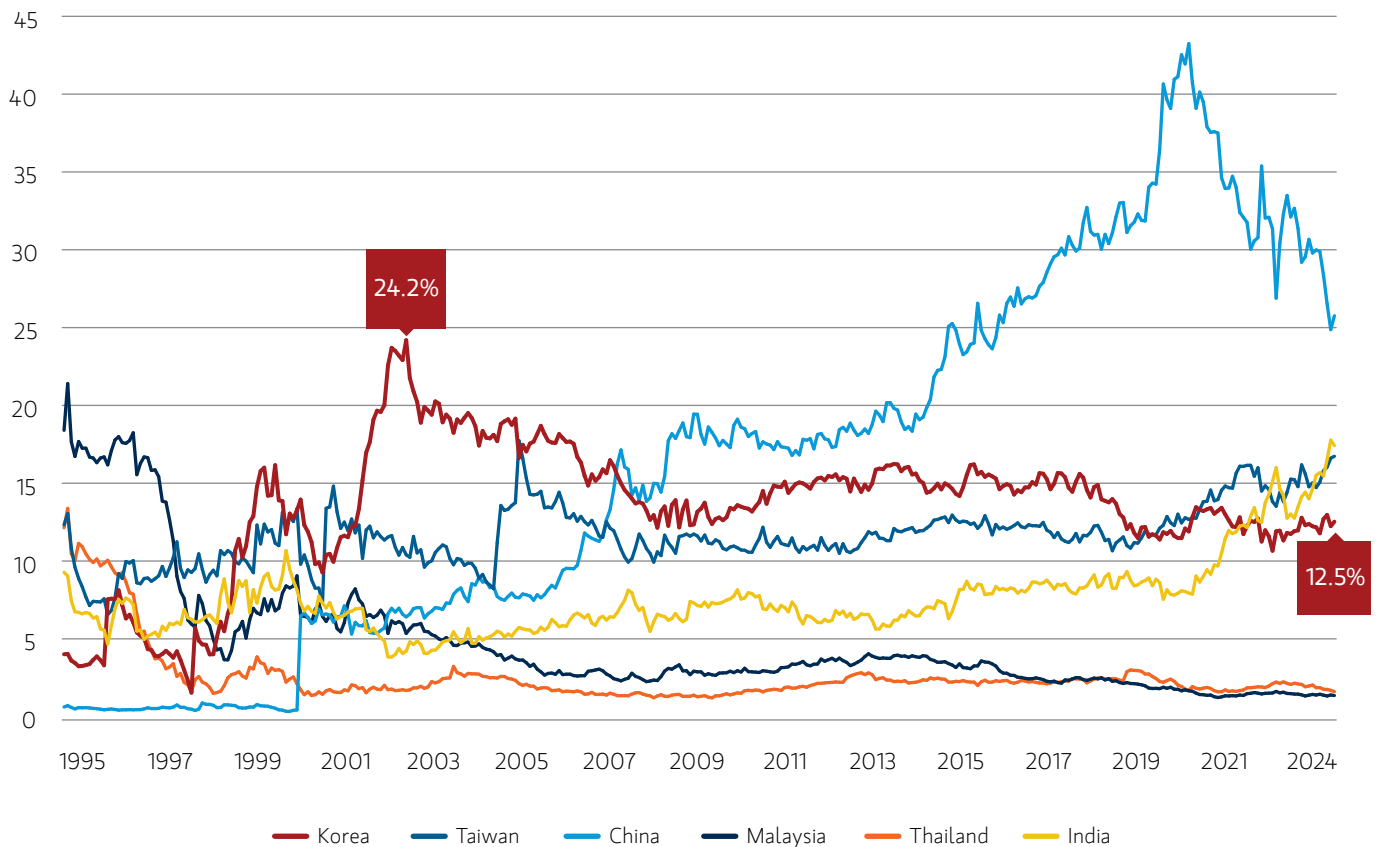
Between 2001-06, Korea had the largest weight in the MSCI EM Index. Seoul had navigated a strong recovery from the 1997 Asian Financial Crisis that hobbled indebted markets in Asia, including Malaysia, which had the highest concentration in the EM index in the 1990s. The rise of Korea was marked by its emergence as a technology and automotive powerhouse, challenging the Asian leadership mantle held by Japan. However, since 2007, coinciding with the rise of China, Korea's share in the MSCI EM Index has been on a downward trend, almost halving from its peak of 24.2% in November 2002 (Display 1).

Paradoxically, Korea's per capita GDP has steadily climbed to \$33,000, doubling its 2004 level, with the potential to overtake Japan's. The country's rapid rise as a global hub for technology and automotive industries, including some of the most advanced companies, rivals Japan's long-held dominance. For example, Korean firms Samsung Electronics and SK Hynix control 70% global market share for DRAM memory chips and supply the vast majority of High Bandwidth Memory for advanced AI-related chips. Korea's three battery makers for electric vehicles control a combined global market share of 53%, excluding China.

However, Korean equities have long been plagued by what is commonly referred to as the "Korea discount," where its stocks are assessed at a lower valuation than international peers (Display 2 - see following page).

Samsung, for instance, a leader in electronics, memory chips and smartphone markets, is currently trading at approximately 1.3 times its price-to-book value, nearly a 50% discount compared to its U.S.-listed competitor, Micron. This persistent discount is rooted in several systemic issues. Among them are the prevalence of weak corporate governance, such as misalignment of interest between chaebols (South Korean conglomerates usually owned

**DISPLAY 1**  
**Korea's Index Weight Dropped From 25% to 12.2% Over the Past Two Decades**  
 Country Share of MSCI EM Index (%)

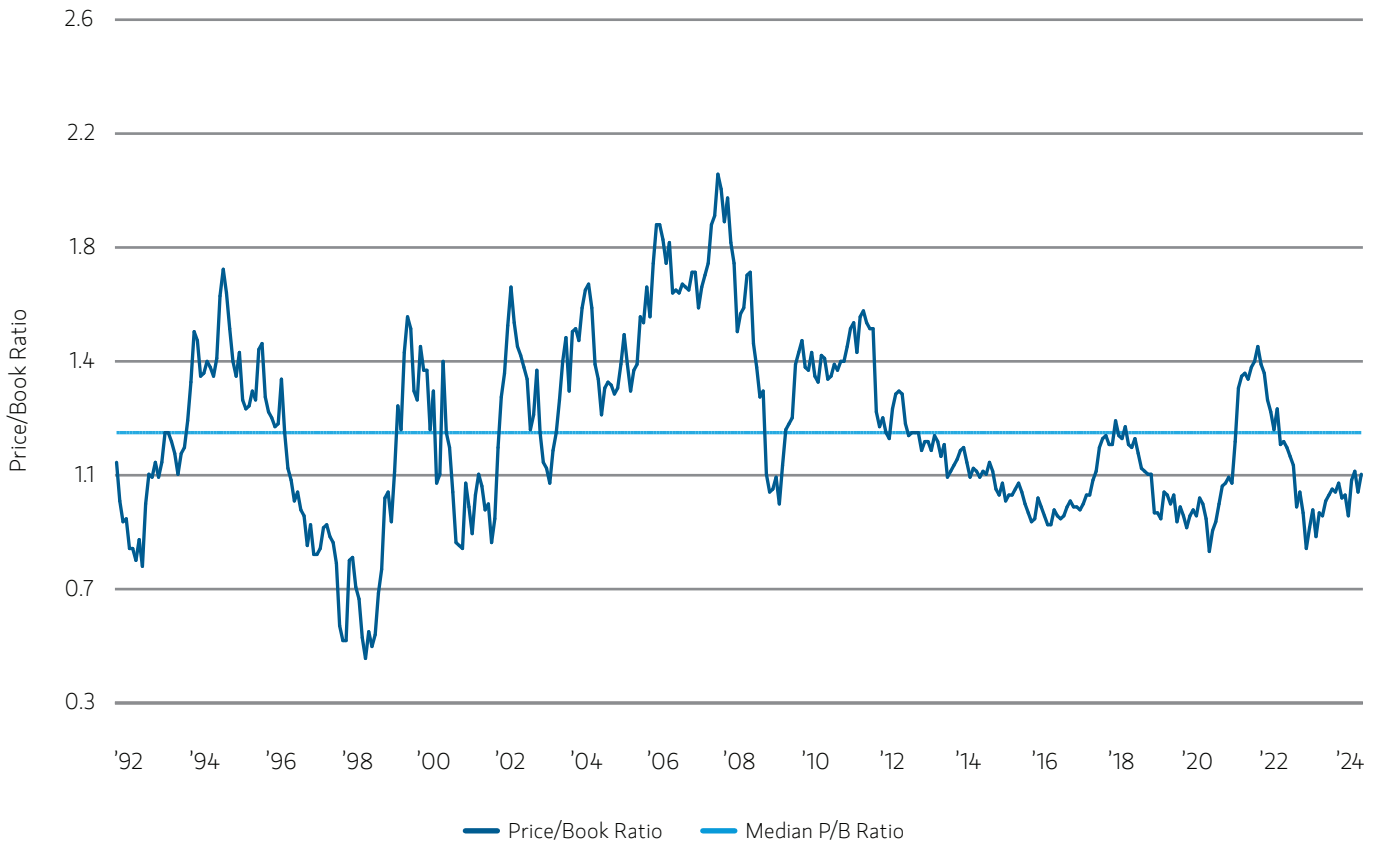


Source: Bloomberg, FactSet, Haver. As of January 31, 2024.

## DISPLAY 2

## Korea's Equity Market Is De-Rating

MSCI Korea Price/Book



Source: Bloomberg, FactSet, Haver, Global Insight. As of January 31, 2024.

by a single family) and institutional investors, and complex ownership structures that often undermine shareholder rights and transparency. In addition, the perception that chaebol heirs don't deserve their family's wealth has intensified political efforts to tackle income inequality.

As a result, Korea has the world's second-highest inheritance tax rates, only behind Japan, which along with the absence of controlling voting shares, discourages chaebol families from engaging in shareholder-friendly actions to boost share prices. Simply put, higher valuations don't align with the interests of chaebols, in light of substantial inheritance and dividend income tax considerations. At the

beginning of this decade, Korea saw the emergence of new leaders in the internet and gaming sectors, who were unaffiliated with the chaebols. The rise of these companies fueled market excitement that a new era was born. But these companies were key beneficiaries of the COVID-19 lockdown and, with the opening of the economy, enthusiasm has since faded.

### The Value-Up Program

In a move to tackle the "Korea discount," the much-anticipated Value-Up program was announced in February 2024 (*Display 3 - see following page*). The initiative mandates financial regulators to establish guidelines that encourage

### The Korea Discount

- Corporate Governance:** Korean equities are hurt by perceptions of misallocation of capital, convoluted cross-holding structures and misaligned actions against minority shareholders. Since 2010, the government has moved to address these, without much positive impact on valuations.
- Over-Regulation:** Post the Asian Financial Crisis, our perception is that Korea remains heavily regulated. As the economy matures and growth inevitably slows, social issues such as income inequality are taking center stage. The government cracks down on companies that are deemed as "too big" – the definition of big being fluid – and calls on chaebols to act in the best interests of the "national service" in times of need, to help with the labor market or with investments, regardless of returns.

corporations to adopt policies favorable to shareholders' interests, including the proposed launch of the Korea Value-Up Index in the third quarter of 2024. The index will be bolstered by new exchange-traded funds (ETFs), that will be rolled out by prominent asset managers, including the National Pension Service of Korea, in the latter half of 2024, aiming to foster market engagement.

Details on tax-related incentives, such as exemptions on dividends and obligatory share cancellations following buybacks, will be determined after legislative elections in April. Korea's proposed reforms

follow on the heels of similar successful measures taken by Japan that helped rekindle investor interest in Japanese equities, along with a shift in country allocation by funds. While the Value-Up initiative is receiving more serious attention than previous efforts, some critics argue that there is too much "carrot" and not enough "stick" in the current proposals to encourage the chaebols to take transformative actions.

### Balancing Policy and Growth

It is important to acknowledge that there are limitations to what government-led programs can

accomplish. New indexes and ETFs may offer a temporary reprieve, but are expected to fall short of resolving entrenched issues related to taxes and incentives for the family-led chaebols.

Now, the key question revolves around whether the Korean market's current value proposition will solidify into a lasting investment theme, or if it will dissipate after the election having served as a transient phenomenon driven by short-term political considerations. Our conviction is that Korea offers a credible quality value opportunity for investors. We hope the chaebols are listening.

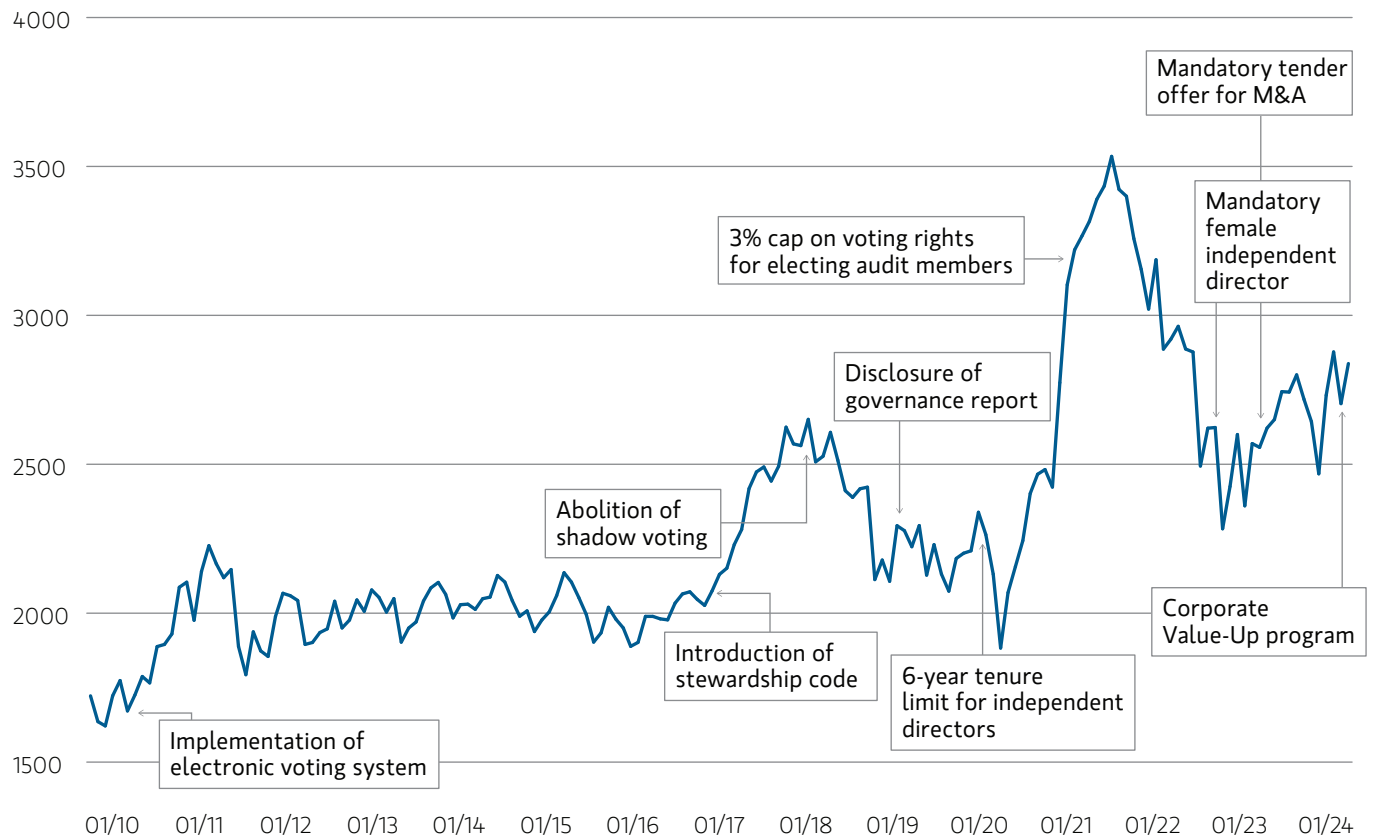
---

#### DISPLAY 3

#### Details of the Value-Up Program

- |  |   |
|--|---|
| <b>1. Support listed companies to communicate their corporate Value-Up plans</b> | <ul style="list-style-type: none"> <li>■ Provide guidelines and incentives to encourage corporate participation</li> <li>■ Encourage corporations to provide annual medium-to-long term Value-Up plans</li> <li>■ Advise companies to publish plans on their company website and make voluntary disclosures to the Korea Stock Exchange</li> <li>■ Provide incentives such as tax support to promote corporate participation</li> </ul> |
| <b>2. Support shareholder value enhancement efforts</b>                          | <ul style="list-style-type: none"> <li>■ Develop Korea Value-Up Index and ETF (launch in 4Q24)</li> <li>■ Revise stewardship code so that institutional investors take company initiatives into their investment considerations</li> <li>■ Publish key indicators for comparison such as price-to-book ratio, price-to-earnings ratio and return on equity</li> </ul>   |
| <b>3. Establish dedicated support network</b>                                    | <ul style="list-style-type: none"> <li>■ Set up a dedicated team for the Value-Up program to support and monitor the process</li> <li>■ Launch a web portal to publish disclosure by companies regarding their Value-Up plans</li> <li>■ Provide training on disclosure, consulting and English translation services for small- and mid-size firms and online investor relations</li> </ul>   |

Source: FSC, Macquarie Research, Feb 2024.

**DISPLAY 4****The Regulator's Recipe for Re-Rating***The Korea Composite Stock Price Index (KOSPI)*

Source: Nomura

**Risk Considerations**

There is no assurance that a portfolio will achieve its investment objective. Portfolios are subject to market risk, which is the possibility that the market values of securities owned by the portfolio will decline and that the value of portfolio shares may therefore be less than what you paid for them. Market values can change daily due to economic and other events (e.g. natural disasters, health crises, terrorism, conflicts and social unrest) that affect markets, countries, companies or governments. It is difficult to predict the timing, duration, and potential adverse effects (e.g. portfolio liquidity) of events. Accordingly, you can lose money investing in this portfolio. Please be aware that this portfolio may be subject to certain additional risks. In general, **equities securities'** values also fluctuate in response to activities specific to a company. Investments in **foreign markets** entail special risks such as currency, political, economic, market and liquidity risks. The risks of investing in **emerging market countries** are greater than the risks generally associated with investments in foreign developed countries. The risks associated with ownership of **real estate and the real estate industry** in general include fluctuations in the value of underlying property, defaults by borrowers or tenants, market saturation, decreases in market rents, interest rates, property taxes, increases in operating expenses and political or regulatory occurrences adversely affecting real estate.

**INDEX DEFINITIONS**

The **MSCI Emerging Markets Index (MSCI EM)** is a free float-adjusted market capitalization weighted index that is designed to measure equity market performance of emerging markets.

**IMPORTANT DISCLOSURES**

**Past performance is no guarantee of future results.** The returns referred to herein are those of representative indices and are not meant to depict the performance of a specific investment.

There is no guarantee that any investment strategy will work under all market conditions, and each investor should evaluate their ability to invest for the long-term, especially during periods of downturn in the market.

**A separately managed account may not be appropriate for all investors. Separate accounts managed according to the particular Strategy may include securities that may not necessarily track the performance of a particular index. Please consider the investment objectives, risks and fees of the Strategy carefully before investing. A minimum asset level is required.**

**For important information about the investment managers, please refer to Form ADV Part 2.**

The views and opinions and/or analysis expressed are those of the author or the investment team as of the date of preparation of this material and are subject to change at any time without notice due to market or economic conditions and may not necessarily come to pass. Furthermore, the views will not be updated or otherwise revised to reflect information that subsequently becomes available or circumstances existing, or changes occurring, after the date of publication. The views expressed do not reflect the opinions of all investment personnel at Morgan Stanley Investment Management (MSIM) and its subsidiaries and affiliates (collectively "the Firm"), and may not be reflected in all the strategies and products that the Firm offers.

Forecasts and/or estimates provided herein are subject to change and may not actually come to pass. Information regarding expected market returns and market outlooks is based on the research, analysis and opinions of the authors or the investment team. These conclusions are speculative in nature, may not come to pass and are not intended to predict the future performance of any specific strategy or product the Firm offers. Future results may differ significantly depending on factors such as changes in securities or financial markets or general economic conditions.

This material has been prepared on the basis of publicly available information, internally developed data and other third-party sources believed to be reliable. However, no assurances are provided regarding the reliability of such information and the Firm has not sought to independently verify information taken from public and third-party sources.

This material is a general communication, which is not impartial and all information provided has been prepared solely for informational and educational purposes and does not constitute an offer or a recommendation to buy or sell any particular security or to adopt any specific investment strategy. The information herein has not been based on a consideration of any individual investor circumstances and is not investment advice, nor should it be construed in any way as tax, accounting, legal or regulatory advice. To that end, investors should seek independent legal and financial advice, including advice as to tax consequences, before making any investment decision.

The indexes are unmanaged and do not include any expenses, fees or sales charges. It is not possible to invest directly in an index. Any index referred to herein is the intellectual property (including registered trademarks) of the applicable licensor. Any product based on an index is in no way sponsored, endorsed, sold or promoted by the applicable licensor and it shall not have any liability with respect thereto.

This material is not a product of Morgan Stanley's Research Department and should not be regarded as a research material or a recommendation.

The Firm has not authorised financial intermediaries to use and to distribute this material, unless such use and distribution is made in accordance with applicable law and regulation. Additionally, financial intermediaries are required to satisfy themselves that the information in this material is appropriate for any person to whom they provide this material in view of that person's circumstances and purpose. The Firm shall not be liable for, and accepts no liability for, the use or misuse of this material by any such financial intermediary.

This material may be translated into other languages. Where such a translation is made this English version remains definitive. If there are any discrepancies between the English version and any version of this material in another language, the English version shall prevail.

The whole or any part of this material may not be directly or indirectly reproduced, copied, modified, used to create a derivative work, performed, displayed, published, posted, licensed, framed, distributed or transmitted or any of its contents disclosed to third parties without the Firm's express written consent. This material may not be linked to unless such hyperlink is for personal

and non-commercial use. All information contained herein is proprietary and is protected under copyright and other applicable law.

Eaton Vance is part of Morgan Stanley Investment Management. Morgan Stanley Investment Management is the asset management division of Morgan Stanley.

**DISTRIBUTION**

**This material is only intended for and will only be distributed to persons resident in jurisdictions where such distribution or availability would not be contrary to local laws or regulations.**

**MSIM, the asset management division of Morgan Stanley (NYSE: MS), and its affiliates have arrangements in place to market each other's products and services. Each MSIM affiliate is regulated as appropriate in the jurisdiction it operates. MSIM's affiliates are: Eaton Vance Management (International) Limited, Eaton Vance Advisers International Ltd, Calvert Research and Management, Eaton Vance Management, Parametric Portfolio Associates LLC and Atlanta Capital Management LLC.**

**This material has been issued by any one or more of the following entities:**

**EMEA**

This material is for Professional Clients/Accredited Investors only.

In the EU, MSIM and Eaton Vance materials are issued by MSIM Fund Management (Ireland) Limited ("FMIL"). FMIL is regulated by the Central Bank of Ireland and is incorporated in Ireland as a private company limited by shares with company registration number 616661 and has its registered address at 24-26 City Quay, Dublin 2, DO2 NY19, Ireland.

Outside the EU, MSIM materials are issued by Morgan Stanley Investment Management Limited (MSIM Ltd) is authorised and regulated by the Financial Conduct Authority. Registered in England. Registered No. 1981121. Registered Office: 25 Cabot Square, Canary Wharf, London E14 4QA.

In Switzerland, MSIM materials are issued by Morgan Stanley & Co. International plc, London (Zurich Branch) Authorised and regulated by the Eidgenössische Finanzmarktaufsicht ("FINMA"). Registered Office: Beethovenstrasse 33, 8002 Zurich, Switzerland.

Outside the US and EU, Eaton Vance materials are issued by Eaton Vance Management (International) Limited ("EVM") 125 Old Broad Street, London, EC2N 1AR, UK, which is authorised and regulated in the United Kingdom by the Financial Conduct Authority.

**Italy:** MSIM FMIL (Milan Branch), (Sede Secondaria di Milano) Palazzo Serbelloni Corso Venezia, 16 20121 Milano, Italy. **The Netherlands:** MSIM FMIL (Amsterdam Branch), Rembrandt Tower, 11th Floor Amstelplein 1 1096HA, Netherlands. **France:** MSIM FMIL (Paris Branch), 61 rue de Monceau 75008 Paris, France. **Spain:** MSIM FMIL (Madrid Branch), Calle Serrano 55, 28006, Madrid, Spain. **Germany:** MSIM FMIL, Frankfurt Branch, Grosse Gallusstrasse 18, 60312 Frankfurt am Main, Germany (Gattung: Zweigniederlassung (FDI) gem. § 53b KWG). **Denmark:** MSIM FMIL (Copenhagen Branch), Gorrissen Federspiel, Axel Towers, Axeltorv2, 1609 Copenhagen V, Denmark.

**MIDDLE EAST**

**Dubai:** MSIM Ltd (Representative Office, Unit Precinct 3-7th Floor-Unit 701 and 702, Level 7, Gate Precinct Building 3, Dubai International Financial Centre, Dubai, 506501, United Arab Emirates. Telephone: +97 (0)14 709 7158).

This document is distributed in the Dubai International Financial Centre by Morgan Stanley Investment Management Limited (Representative Office), an entity regulated by the Dubai Financial Services Authority (DFSA). It is intended for use by professional clients and market counterparties only. This document is not intended for distribution to retail clients, and retail clients should not act upon the information contained in this document.

This document relates to a financial product which is not subject to any form of regulation or approval by the DFSA. The DFSA has no responsibility for reviewing or verifying any documents in connection with this financial product. Accordingly, the DFSA has not approved this document or any other associated documents nor taken any steps to verify the information set out in this document, and has no responsibility for it. The financial product to which this document relates may be illiquid and/or subject to restrictions on its resale or transfer. Prospective purchasers should conduct their own due diligence on the financial product. If you do not understand the contents of this document, you should consult an authorised financial adviser.

**U.S.**

**NOT FDIC INSURED | OFFER NO BANK GUARANTEE | MAY LOSE VALUE | NOT INSURED BY ANY FEDERAL GOVERNMENT AGENCY | NOT A DEPOSIT**

**Latin America (Brazil, Chile Colombia, Mexico, Peru, and Uruguay)**

This material is for use with an institutional investor or a qualified investor only. All information contained herein is confidential and is for the exclusive use and review of the intended addressee, and may not be passed on to any third

party. This material is provided for informational purposes only and does not constitute a public offering, solicitation or recommendation to buy or sell for any product, service, security and/or strategy. A decision to invest should only be made after reading the strategy documentation and conducting in-depth and independent due diligence.

#### ASIA PACIFIC

**Hong Kong:** This material is disseminated by Morgan Stanley Asia Limited for use in Hong Kong and shall only be made available to “professional investors” as defined under the Securities and Futures Ordinance of Hong Kong (Cap 571). The contents of this material have not been reviewed nor approved by any regulatory authority including the Securities and Futures Commission in Hong Kong. Accordingly, save where an exemption is available under the relevant law, this material shall not be issued, circulated, distributed, directed at, or made available to, the public in Hong Kong. **Singapore:** This material is disseminated by Morgan Stanley Investment Management Company and should not be considered to be the subject of an invitation for subscription or purchase, whether directly or indirectly, to the public or any member of the public in Singapore other than (i) to an institutional investor under section 304 of the Securities and Futures Act, Chapter 289 of Singapore (“SFA”); (ii) to a “relevant person” (which includes an accredited investor) pursuant to section 305 of the SFA, and such distribution is in accordance with the conditions specified in section 305 of the SFA; or (iii) otherwise pursuant to, and in accordance with the conditions of, any other applicable provision of the SFA. This publication has not been reviewed by the Monetary Authority of Singapore. **Australia:** This material is provided by Morgan Stanley Investment Management (Australia) Pty Ltd ABN 22122040037, AFSL No. 314182 and its affiliates and does not constitute an offer of interests. Morgan Stanley Investment Management (Australia) Pty Limited arranges for MSIM affiliates to provide financial services to Australian wholesale clients. Interests will only be offered in circumstances under which no disclosure is required under the Corporations Act 2001 (Cth) (the “Corporations Act”). Any offer of interests will not purport to be an offer of interests in circumstances under which disclosure is required under the Corporations Act and will only be made to

persons who qualify as a “wholesale client” (as defined in the Corporations Act). This material will not be lodged with the Australian Securities and Investments Commission.

**Japan:** For professional investors, this material is circulated or distributed for informational purposes only. For those who are not professional investors, this material is provided in relation to Morgan Stanley Investment Management (Japan) Co., Ltd. (“MSIMJ”)’s business with respect to discretionary investment management agreements (“IMA”) and investment advisory agreements (“IAA”). This is not for the purpose of a recommendation or solicitation of transactions or offers any particular financial instruments. Under an IMA, with respect to management of assets of a client, the client prescribes basic management policies in advance and commissions MSIMJ to make all investment decisions based on an analysis of the value, etc. of the securities, and MSIMJ accepts such commission. The client shall delegate to MSIMJ the authorities necessary for making investment. MSIMJ exercises the delegated authorities based on investment decisions of MSIMJ, and the client shall not make individual instructions. All investment profits and losses belong to the clients; principal is not guaranteed. Please consider the investment objectives and nature of risks before investing. As an investment advisory fee for an IAA or an IMA, the amount of assets subject to the contract multiplied by a certain rate (the upper limit is 2.20% per annum (including tax)) shall be incurred in proportion to the contract period. For some strategies, a contingency fee may be incurred in addition to the fee mentioned above. Indirect charges also may be incurred, such as brokerage commissions for incorporated securities. Since these charges and expenses are different depending on a contract and other factors, MSIMJ cannot present the rates, upper limits, etc. in advance. All clients should read the Documents Provided Prior to the Conclusion of a Contract carefully before executing an agreement. This material is disseminated in Japan by MSIMJ, Registered No. 410 (Director of Kanto Local Finance Bureau (Financial Instruments Firms)), Membership: the Japan Securities Dealers Association, The Investment Trusts Association, Japan, the Japan Investment Advisers Association and the Type II Financial Instruments Firms Association.

