

Tales From the Emerging World

Mining for a Greener Future



MACRO INSIGHT | EMERGING MARKETS EQUITY TEAM | 2022

After two weeks of UN climate talks in Egypt, COP27 ended with little progress made on climate commitments and the ramping up of finance for emerging markets to transition away from fossil fuels. Given financial constraints in emerging markets, we believe mobilizing capital to climate solutions is key, but with emissions continuing to rise globally we are also looking at what decarbonization means in practice. We believe that corporates can play a more active role in driving decarbonization, especially where economic incentives already exist. For us, COP27 is a reminder that the real delta is about making progress, not lofty promises.

As investors, this suits us just fine. When it comes to evaluating our own portfolio's carbon footprint, we focus on companies that have practical decarbonization pathways and will help drive real change in the emissions landscape over the next three to five years, in particular among our highest emitting companies. Overall, we believe that the "delta of change" is more meaningful than an absolute emissions target. We strive to identify companies that are moving in a positive direction and try to embed this in our investment approach and philosophy.

Industries don't come with much of a worse environmental reputation than mining. The sector contributes about 8% of total global greenhouse gas emissions¹ and is often at the center of environmental disasters, such as the Vale tailings dam failure in Brazil that tragically killed 270 people in 2019. Yet the mining sector has rapidly evolved from an environmental laggard to one consisting of forward-thinking corporations, who are implementing more environmentally sustainable initiatives. This sort of foresight is especially important as the mining sector will be a key provider of raw materials needed in the global energy transition (*Display 1*). This means a realistic decarbonization roadmap is not only desirable, but it is vital for the industry. In fact, one of our portfolio companies is currently implementing what we believe is a viable decarbonization pathway.

¹ Ritchie & Roser, "Emissions by Sector," 2020.

AUTHORS



ERIC CARLSON
Head of Sustainability,
Emerging Markets
Equity Team



CANDY CHAO
Associate
Engagement Lead
and Sustainability
Research Analyst

Portfolio Company Case Study: Driving Decarbonization and Seeding A Green Hydrogen Industry in South Africa

Broadly speaking, mining emissions can be broken down into three categories:

- **SCOPE 1**—Emissions from Operations
- **SCOPE 2**—Emissions from Electricity Purchased
- **SCOPE 3**—Emissions from the Supply Chain

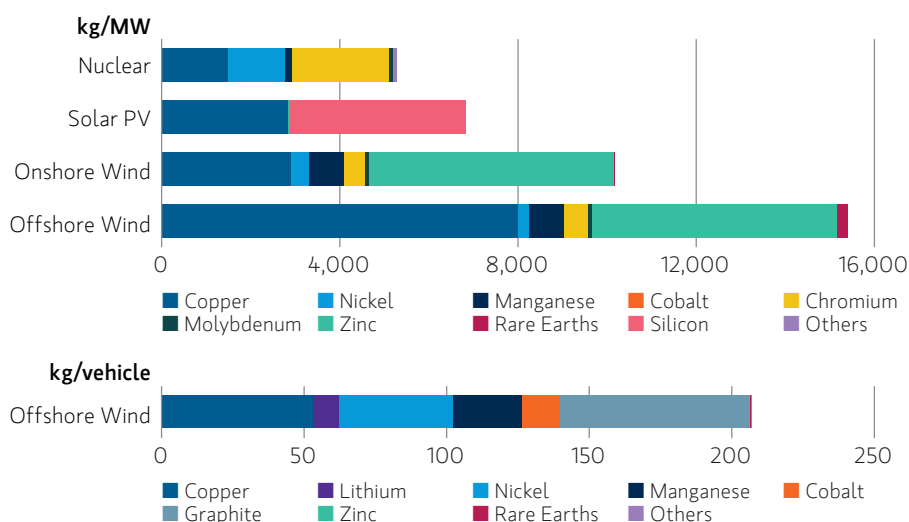
Decarbonization means better energy efficiency, increased electrification or use of alternative clean transport and switching to renewable energy. Thus, mining companies will need to 1) switch to cleaner fuel sources for mine hauling trucks and 2) increase energy independence from the grid by building renewables capacity. About 40-50% of total CO₂ emissions from the sector can come from diesel use in mine hauling trucks (Scope 1).² Globally, there are about 28,000 large mine hauling trucks in service that are mostly diesel-powered, emitting 68 million tons of CO₂ per year,³ more than the carbon footprint of Singapore or Greece.⁴ We see miners actively exploring greener solutions ranging from electrification to using alternative and cleaner fuels, including hydrogen, which requires a complex local supply chain involving solar-powered electrolysis, localized storage, and refueling systems.

For one of our portfolio companies, a South African platinum miner, hydrogen-fueled trucks will be the main solution to reduce Scope 1 emissions. Platinum plays an

DISPLAY 1

Raw Materials Are Critical to Clean Energy Solutions

Minerals used in selected clean energy technologies



Source: IEA, MSIM.

important role in clean technology as a key mineral for catalytic converters and hydrogen fuel cells. The company has built a hydrogen production, storage and refueling complex at one of its sites that includes the largest electrolyzer in Africa and a solar photovoltaic (PV) facility to support production. Earlier this year, the company unveiled the world's first large hydrogen-fueled mine haul truck and plans to roll out another 40 by 2030. The company is not only using these trucks to decarbonize its own production, but also to prove the viability of this solution to the broader industry. We think this will be an interesting opportunity to monitor.

For this miner, Scope 2 emissions account for nearly 90% of its total emissions.⁵ The national utility uses coal to generate 80% of electricity in South Africa but has struggled to

maintain reliable supply, let alone develop cleaner energy sources.⁶ For this company, tackling emissions involves developing a regional network of distributed solar plants that will generate 3-5 gigawatts of energy by 2030. Indeed, this is an example of how an energy trilemma can become an energy trifecta under the right circumstances, by creating energy that is cheaper, cleaner, and more reliable.

This company has also made a conscious effort to develop economic opportunities in South Africa. The mining industry, one of the largest private sector employers, employs almost half a million people and has traditionally accounted for about 8% of South Africa's GDP.⁷ Now, the industry could also catalyze an inflection point in private sector investment. Overall private investment

² Legge, Muller-Falcke, Naucler and Ostgren, McKinsey & Company "Creating the Zero-Carbon Mine." October 2021.

³ Muralidharan, Kirk and Blank "Pulling the Weight of Heavy Truck Decarbonization." 2019.

⁴ Emissions Database for Global Atmospheric Research (EDGAR) "GHG Emissions of all World Countries." 2021.

⁵ Company-reported data.

⁶ Burkhardt, Paul, Bloomberg "Eskom May Use Coal for Longer as South Africa Develops Renewables." July 2022.

⁷ MSIM, Haver, Statistics South Africa.

in South Africa is back to sanctions-era lows, barely marking double digits at 10% of GDP (*Display 2*). The investment of green energy itself will be material at roughly 3% of GDP.⁸

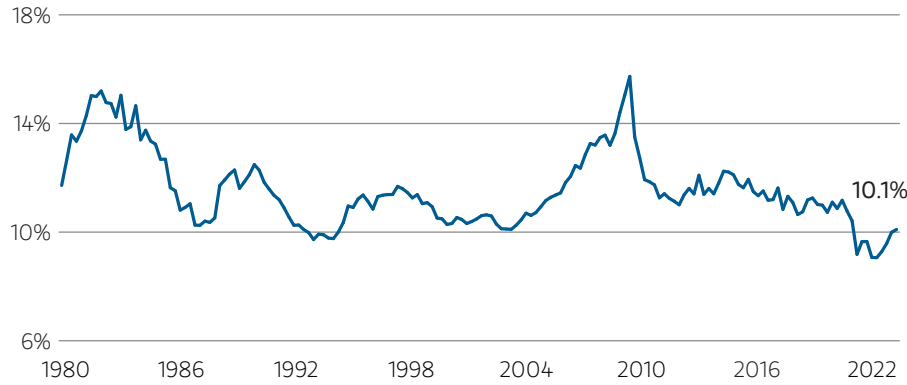
Just as importantly, by investing in their own electricity supply, the mining industry will be able to help solve load-shedding and free up grid capacity for the rest of the economy. In turn,

the increased supply of electricity should improve both business and consumer confidence which could meaningfully contribute to economic growth. In the long run, if hydrogen investment takes off, this could also add more investment and jobs, which could help grow GDP. In fact, we believe that this company is providing a viable blueprint for the whole mining industry to follow (*Display 3*).

DISPLAY 2

Is Private Investment on the Rise in South Africa?

Private Investment as a percentage of GDP

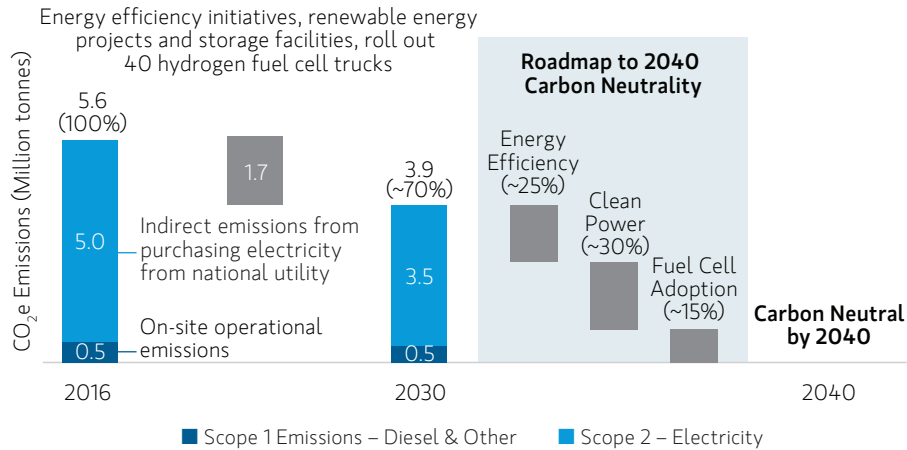


Source: MSIM, Haver, Statistics South Africa.

DISPLAY 3

The Blueprint for a Cleaner Mining Industry

A South African platinum miner's decarbonization roadmap



Source: MSIM, Company-reported data.

Conclusion

In the case of South Africa, mining companies could help provide energy that is cheaper, cleaner, and more reliable. Early investment in hydrogen provides not only a cleaner way to mine but can also seed a new “use case” for the very elements being mined from the earth. For the overall country, these decarbonization investments could result in a revival in private sector investment.

The sector thus offers many examples of hope for actual progress. Mining companies are increasingly being called upon to address climate change and large capital investments are needed for mines to fully decarbonize. Many measures, such as increasing renewable energy usage and improving efficiencies, are already economically viable today. In our view, the mining industry can approach decarbonization as an opportunity to lower its cost base, and catalyze new sources of demand and improve its reputation with the larger public.

⁸ MSIM, Standard Bank.

Risk Considerations

There is no assurance that a portfolio will achieve its investment objective. Portfolios are subject to market risk, which is the possibility that the market values of securities owned by a portfolio will decline and that the value of portfolio shares may therefore be less than what you paid for them. Market values can change daily due to economic and other events (natural disasters, health crises, terrorism, conflicts, social unrest, etc.) that affect markets, countries, companies or governments. It is difficult to predict the timing, duration and potential adverse effects (portfolio liquidity, etc.) of events. In general, equities securities' values also fluctuate in response to activities specific to a company. Investments in foreign markets entail special risks such as currency, political, economic, market and liquidity risks. The risks of investing in emerging market countries are greater than the risks generally associated with investments in foreign developed countries. Real estate investments are subject to risks similar to those associated with the direct ownership of real estate and they are sensitive to such factors as management skills and changes in tax laws.

A separately managed account may not be appropriate for all investors. Separate accounts managed according to the Strategy include a number of securities and will not necessarily track the performance of any index. Please consider the investment objectives, risks and fees of the Strategy carefully before investing. A minimum asset level is required.

For important information about the investment managers, please refer to Form ADV Part 2.

The views and opinions and/or analysis expressed are those of the author or the investment team as of the date of preparation of this material and are subject to change at any time without notice due to market or economic conditions and may not necessarily come to pass. Furthermore, the views will not be updated or otherwise revised to reflect information that subsequently becomes available or circumstances existing, or changes occurring, after the date of publication. The views expressed do not reflect the opinions of all investment personnel at Morgan Stanley Investment Management (MSIM) and its subsidiaries and affiliates (collectively "the Firm"), and may not be reflected in all the strategies and products that the Firm offers.

Forecasts and/or estimates provided herein are subject to change and may not actually come to pass. Information regarding expected market returns and market outlooks is based on the research, analysis and opinions of the authors or the investment team. These conclusions are speculative in nature, may not come to pass and are not intended to predict the future performance of any specific strategy or product the Firm offers. Future results may differ significantly depending on factors such as changes in securities or financial markets or general economic conditions.

This material has been prepared on the basis of publicly available information, internally developed data and other third-party sources believed to be reliable. However, no assurances are provided regarding the reliability of such information and the Firm has not sought to independently verify information taken from public and third-party sources.

This material is a general communication, which is not impartial and all information provided has been prepared solely for informational and educational purposes and does not constitute an offer or a recommendation to buy or sell any particular security or to adopt any specific investment strategy. The information herein has not been based on a consideration of any individual investor circumstances and is not investment advice, nor should it be construed in any way as tax, accounting, legal or regulatory advice. To that end, investors should seek independent legal and financial advice, including advice as to tax consequences, before making any investment decision.

Charts and graphs provided herein are for illustrative purposes only. **Past performance is no guarantee of future results.**

This material is not a product of Morgan Stanley's Research Department and should not be regarded as a research material or a recommendation.

The Firm has not authorised financial intermediaries to use and to distribute this material, unless such use and distribution is made in accordance with applicable law and regulation. Additionally, financial intermediaries are required to satisfy themselves that the information in this material is appropriate for any person to whom they provide this material in view of that person's circumstances and purpose. The Firm shall not be liable for, and accepts no liability for, the use or misuse of this material by any such financial intermediary.

This material may be translated into other languages. Where such a translation is made this English version remains definitive. If there are any discrepancies between the English version and any version of this material in another language, the English version shall prevail.

The whole or any part of this material may not be directly or indirectly reproduced, copied, modified, used to create a derivative work, performed, displayed, published, posted, licensed, framed, distributed or transmitted or any of its contents disclosed to third parties without the Firm's express written consent. This material may not be linked to unless such hyperlink is for personal and non-commercial use. All information contained herein is proprietary and is protected under copyright and other applicable law.

DISTRIBUTION

This material is only intended for and will only be distributed to persons resident in jurisdictions where such distribution or availability would not be contrary to local laws or regulations.

MSIM, the asset management division of Morgan Stanley (NYSE: MS), and its affiliates have arrangements in place to market each other's products and services. Each MSIM affiliate is regulated as appropriate in the jurisdiction it operates. MSIM's affiliates are: Eaton Vance Management (International) Limited, Eaton Vance Advisers International Ltd, Calvert Research and Management, Eaton Vance Management, Parametric Portfolio Associates LLC, and Atlanta Capital Management LLC.

This material has been issued by any one or more of the following entities:

EMEA

This material is for Professional Clients/Accredited Investors only.

In the EU, MSIM and Eaton Vance materials are issued by MSIM Fund Management (Ireland) Limited ("FMIL"). FMIL is regulated by the Central Bank of Ireland and is incorporated in Ireland as a private company limited by shares with company registration number 616661 and has its registered address at 24-26 City Quay, Dublin 2, DO2 NY19, Ireland.

Outside the EU, MSIM materials are issued by Morgan Stanley Investment Management Limited (MSIM Ltd) is authorised and regulated by the Financial Conduct Authority. Registered in England. Registered No. 1981121. Registered Office: 25 Cabot Square, Canary Wharf, London E14 4QA.

In Switzerland, MSIM materials are issued by Morgan Stanley & Co. International plc, London (Zurich Branch) Authorised and regulated by the Eidgenössische Finanzmarktaufsicht ("FINMA"). Registered Office: Beethovenstrasse 33, 8002 Zurich, Switzerland.

Outside the US and EU, Eaton Vance materials are issued by Eaton Vance Management (International) Limited ("EVMi") 125 Old Broad Street, London, EC2N 1AR, UK, which is authorised and regulated in the United Kingdom by the Financial Conduct Authority.

Italy: MSIM FMIL (Milan Branch), (Sede Secondaria di Milano) Palazzo Serbelloni Corso Venezia, 16 20121 Milano, Italy. **The Netherlands:** MSIM FMIL (Amsterdam Branch), Rembrandt Tower, 11th Floor Amstelplein 1 1096HA, Netherlands. **France:** MSIM FMIL (Paris Branch), 61 rue de Monceau 75008 Paris, France. **Spain:** MSIM FMIL (Madrid Branch), Calle Serrano 55, 28006, Madrid, Spain. **Germany:** MSIM FMIL Frankfurt Branch, Große Gallusstraße 18, 60312 Frankfurt am Main, Germany (Gattung: Zweigniederlassung (FDI) gem. § 53b KWG). **Denmark:** MSIM FMIL (Copenhagen Branch), Gorrissen Federspiel, Axel Towers, Axeltorv2, 1609 Copenhagen V, Denmark.

MIDDLE EAST

Dubai: MSIM Ltd (Representative Office, Unit Precinct 3-7th Floor-Unit 701 and 702, Level 7, Gate Precinct Building 3, Dubai International Financial Centre, Dubai, 506501, United Arab Emirates. Telephone: +97 (0)14 709 7158).

This document is distributed in the Dubai International Financial Centre by Morgan Stanley Investment Management Limited (Representative Office), an entity regulated by the Dubai Financial Services Authority ("DFSA"). It is intended for use by professional clients and market counterparties only. This document is not intended for distribution to retail clients, and retail clients should not act upon the information contained in this document.

This document relates to a financial product which is not subject to any form of regulation or approval by the DFSA. The DFSA has no responsibility for reviewing or verifying any documents in connection with this financial product. Accordingly, the DFSA has not approved this document or any other associated documents nor taken any steps to verify the information set out in this document, and has no responsibility for it. The financial product to which this document relates may be illiquid and/or subject to restrictions on its resale or transfer. Prospective purchasers should conduct their own due diligence on the financial product. If you do not understand the contents of this document, you should consult an authorised financial adviser.

US

NOT FDIC INSURED | OFFER NO BANK GUARANTEE | MAY LOSE VALUE | NOT INSURED BY ANY FEDERAL GOVERNMENT AGENCY | NOT A DEPOSIT

LATIN AMERICA (Brazil, Chile, Colombia, Mexico, Peru, and Uruguay)

This material is for use with an institutional investor or a qualified investor only. All information contained herein is confidential and is for the exclusive use and review of the intended addressee, and may not be passed on to any third party. This material is provided for informational purposes only and does not constitute a public offering, solicitation or recommendation to buy or sell for any product, service, security and/or strategy. A decision to invest should only be made after reading the strategy documentation and conducting in-depth and independent due diligence.

ASIA PACIFIC

Hong Kong: This material is disseminated by Morgan Stanley Asia Limited for use in Hong Kong and shall only be made available to "professional investors" as defined under the Securities and Futures Ordinance of Hong Kong (Cap 571). The contents of this material have not been reviewed nor approved by any regulatory authority including the Securities and Futures Commission in Hong Kong. Accordingly, save where an exemption is available under the relevant law, this material shall not be issued, circulated, distributed, directed at, or made available to, the public in Hong Kong. **Singapore:** This material is disseminated by Morgan Stanley Investment Management Company and should not be considered to be the subject of an invitation for subscription or purchase, whether directly or indirectly, to the public or any member of the public in Singapore other than (i) to an institutional investor under section 304 of the Securities and Futures Act, Chapter 289 of Singapore ("SFA"); (ii) to a "relevant person" (which includes an accredited investor) pursuant to section 305 of the SFA, and such distribution is in accordance with the conditions specified in section 305 of the SFA; or (iii) otherwise pursuant to, and in accordance with the conditions of, any other applicable provision of the SFA. This publication has not been reviewed by the Monetary Authority of Singapore. **Australia:** This material is provided by Morgan Stanley Investment Management (Australia) Pty Ltd ABN 22122040037, AFSL No. 314182 and its affiliates and does not constitute an offer of interests. Morgan Stanley Investment Management (Australia) Pty Limited arranges for MSIM affiliates to provide financial services to Australian wholesale clients. Interests will only be offered in circumstances under which no disclosure is required under the Corporations Act 2001 (Cth) (the "Corporations Act"). Any offer of interests will not purport to be an offer of interests in circumstances under which disclosure is required under the Corporations Act and will only be made to persons who qualify as a "wholesale client" (as defined in the Corporations Act). This material will not be lodged with the Australian Securities and Investments Commission.

Japan

For professional investors, this material is circulated or distributed for informational purposes only. For those who are not professional investors, this material is provided in relation to Morgan Stanley Investment Management (Japan) Co., Ltd. ("MSIMJ")'s business with respect to discretionary investment management agreements ("IMA") and investment advisory agreements ("IAA"). This is not for the purpose of a recommendation or solicitation of transactions or offers any particular financial instruments. Under an IMA, with respect to management of assets of a client, the client prescribes basic management policies in advance and commissions MSIMJ to make all investment decisions based on an analysis of the value, etc. of the securities, and MSIMJ accepts such commission. The client shall delegate to MSIMJ the authorities necessary for making investment. MSIMJ exercises the delegated authorities based on investment decisions of MSIMJ, and the client shall not make individual instructions. All investment profits and losses belong to the clients; principal is not guaranteed. Please consider the investment objectives and nature of risks before investing. As an investment advisory fee for an IAA or an IMA, the amount of assets subject to the contract multiplied by a certain rate (the upper limit is 2.20% per annum (including tax)) shall be incurred in proportion to the contract period. For some strategies, a contingency fee may be incurred in addition to the fee mentioned above. Indirect charges also may be incurred, such as brokerage commissions for incorporated securities. Since these charges and expenses are different depending on a contract and other factors, MSIMJ cannot present the rates, upper limits, etc. in advance. All clients should read the Documents Provided Prior to the Conclusion of a Contract carefully before executing an agreement. This material is disseminated in Japan by MSIMJ, Registered No. 410 (Director of Kanto Local Finance Bureau (Financial Instruments Firms)), Membership: the Japan Securities Dealers Association, The Investment Trusts Association, Japan, the Japan Investment Advisers Association and the Type II Financial Instruments Firms Association.