



(Please scan this QR code to view the RHP)

firstcry.com

RED HERRING PROSPECTUS
Dated July 30, 2024
Please read Section 32 of the Companies Act 2013
100% Book Built Offer

BRAINBEES SOLUTIONS LIMITED
CORPORATE IDENTITY NUMBER: U51100PN2010PLC136340

REGISTERED AND CORPORATE OFFICE	CONTACT PERSON	E-MAIL AND TELEPHONE	WEBSITE
Rajashree Business Park, Survey No. 338, Next to Sohrabh Hall, Tadiwala Road, Pune 411 001, Maharashtra, India	Neelam Jethani Company Secretary and Compliance Officer	companysecretary@firstcry.com (+91) 84829 89157	www.firstcry.com

OUR COMPANY DOES NOT HAVE AN IDENTIFIABLE PROMOTER

DETAILS OF THE OFFER

Type	Fresh Issue size	Offer for Sale size	Total Offer size ⁽⁴⁾	Eligibility and reservations amongst Eligible Employees, Qualified Institutional Buyers, Non-Institutional Investors and Retail Individual Investors
Fresh Issue and Offer for Sale	[●] equity shares of face value ₹ 2 each aggregating up to ₹16,660.00 million	Up to 54,359,733 equity shares of face value ₹ 2 each aggregating to ₹ [●] million	₹[●] million	The Offer is being made pursuant to Regulation 6(2) of the Securities and Exchange Board of India (Issue of Capital and Disclosure Requirements) Regulations, 2018 (“SEBI ICDR Regulations”), as our Company did not fulfil requirements under Regulations 6(1)(a) and 6(1)(b) of the SEBI ICDR Regulations. For further details, see “Other Regulatory and Statutory Disclosures – Eligibility for the Offer” on page 580. For details in relation to share allocations and reservation among Eligible Employees, Qualified Institutional Buyers, Non-Institutional Investors and Retail Individual Investors, see “Offer Structure” on page 598.

OFFER FOR SALE

Name of Selling Shareholder	Type	Maximum number of equity shares of face value ₹ 2 each offered	Weighted average cost of acquisition per Equity Share ⁽¹⁾ (in ₹)	Name of Selling Shareholder	Type	Maximum number of equity shares of face value ₹ 2 each offered	Weighted average cost of acquisition per Equity Share ⁽¹⁾ (in ₹)
SVF Frog (Cayman) Ltd	Corporate Selling Shareholder	20,318,050	154.40	Apricot Investments Limited	Corporate Selling Shareholder	2,523,280	280.87
Mahindra & Mahindra Limited	Corporate Selling Shareholder	2,806,174	77.96	Satyadhama Investments and Trading Company Private Limited	Corporate Selling Shareholder	197,777	196.38
PI Opportunities Fund- 1	Corporate Selling Shareholder	8,601,292	280.87	Schroders Capital Private Equity Asia Mauritius II Limited	Corporate Selling Shareholder	3,802,210	145.26
TPG Growth V SF Markets Pte. Ltd.	Corporate Selling Shareholder	3,899,525	280.87	Sage Investment Trust	Corporate Selling Shareholder	52,516	280.87
NewQuest Asia Investments III Limited	Corporate Selling Shareholder	4,141,043	133.69	Pratithi Investment Trust	Corporate Selling Shareholder	224,712	312.48

⁽¹⁾ As certified by Bansal & Co LLP, Chartered Accountants, bearing firm registration number 001113N/N500079, by way of their certificate dated July 30, 2024. For a complete list of all Selling Shareholders and their weighted average cost of acquisition per Equity Share on a fully diluted basis, see “Summary of the Offer Document – Average cost of acquisition of equity shares by the Selling Shareholders” on page 81.

RISKS IN RELATION TO THE FIRST OFFER

The face value of the Equity Shares is ₹ 2 each. The Floor Price, Cap Price and Offer Price (as determined and justified by our Company in consultation with the Book Running Lead Managers (“BRLMs”), in accordance with SEBI ICDR Regulations, on the basis of the assessment of market demand for the Equity Shares by way of the Book Building Process, as stated in “Basis for Offer Price” on page 222) should not be considered to be indicative of the market price of the Equity Shares after the Equity Shares are listed. No assurance can be given regarding an active or sustained trading in the Equity Shares nor regarding the price at which the Equity Shares will be traded after listing.

GENERAL RISK

Investments in equity and equity-related securities involve a degree of risk and investors should not invest any funds in the Offer unless they can afford to take the risk of losing their entire investment. Investors are advised to read the risk factors carefully before taking an investment decision in the Offer. For taking an investment decision, investors must rely on their own examination of our Company and the Offer, including the risks involved. The Equity Shares offered in the Offer have not been recommended or approved by the Securities and Exchange Board of

India (“SEBI”), nor does SEBI guarantee the accuracy or adequacy of the contents of this Red Herring Prospectus. Specific attention of the investors is invited to “Risk Factors” on page 83.

ISSUER’S AND SELLING SHAREHOLDERS’ ABSOLUTE RESPONSIBILITY

Our Company, having made all reasonable inquiries, accepts responsibility for and confirms that this Red Herring Prospectus contains all information with regard to our Company and the Offer, which is material in the context of the Offer, that the information contained in this Red Herring Prospectus is true and correct in all material aspects and is not misleading in any material respect, that the opinions and intentions expressed herein are honestly held and that there are no other facts, the omission of which makes this Red Herring Prospectus as a whole or any of such information or the expression of any such opinions or intentions, misleading in any material respect. Each Selling Shareholder, severally and not jointly, accepts responsibility for and confirms only the statements expressly made or confirmed by such Selling Shareholder in this Red Herring Prospectus to the extent of information solely pertaining to itself and its portion of the Offered Shares and assumes responsibility that such statements are true and correct in all material respects and not misleading in any material respect. However, each Selling Shareholder, severally and not jointly, assumes no responsibility for any other statement, including any of the statements made by or relating to our Company or its business, or any other Selling Shareholder.

LISTING

The Equity Shares offered through this Red Herring Prospectus are proposed to be listed on the Stock Exchanges being BSE Limited (“BSE”) and National Stock Exchange of India Limited (“NSE” and together with BSE, the “Stock Exchanges”). For the purposes of the Offer, NSE is the Designated Stock Exchange.

DETAILS OF BOOK RUNNING LEAD MANAGERS

Name and logo of Book Running Lead Managers	Contact Person	E-mail and Telephone
 Kotak Mahindra Capital Company Limited	Ganesh Rane	brainbees.ipo@kotak.com (+91 22) 4336 0000
 Morgan Stanley India Company Private Limited	Honi Joshi	firstcryipo@morganstanley.com (+91 22) 6118 1000
 BofA Securities India Limited	Aparajit Varadhan	dg.brainbees_ipo@bofa.com (+91 22) 6632 8000
 JM Financial Limited	Prachee Dhuri	firstcry.ipo@jmfl.com (+91 22) 6630 3030/3632
 Aventus Capital Private Limited	Sarthak Sawa / Shantanu Chate	firstcry.ipo@avendus.com (+91 22) 6648 0050

REGISTRAR TO THE OFFER

Name of the Registrar	Contact person	E-mail and Telephone
Link Intime India Private Limited	Shanti Gopalkrishnan	brainbees.ipo@linkintime.co.in (+ 91 22) 4918 6200

BID/OFFER PERIOD

Anchor Investor Bidding Date ⁽¹⁾	Monday, August 5, 2024	Bid/Offer Opens on ⁽¹⁾	Tuesday, August 6, 2024	Bid/Offer Closes on ⁽²⁾	Thursday, August 8, 2024
---	------------------------	-----------------------------------	-------------------------	------------------------------------	--------------------------

- Our Company, in consultation with the BRLMs, may consider participation by Anchor Investors, in accordance with the SEBI ICDR Regulations. The Anchor Investor Bidding Date shall be one Working Day prior to the Bid/Offer Opening Date, i.e., Monday, August 5, 2024.
- UPI mandate end time and date shall be at 5:00 pm on the Bid/Offer Closing Date.



BRAINBEES SOLUTIONS LIMITED

Our Company was incorporated on May 17, 2010 as a private limited company under the Companies Act 1956, with the name "Brainbees Solutions Private Limited" at Pune, Maharashtra, India pursuant to a certificate of incorporation issued by the Registrar of Companies, Maharashtra at Pune (the "RoC"). Upon the conversion of our Company to a public limited company pursuant to a resolution passed by our Board on August 31, 2023 and a special resolution passed by our Shareholders at the extra-ordinary general meeting on September 5, 2023, the name of our Company was changed to "Brainbees Solutions Limited". A fresh certificate of incorporation dated November 2, 2023 was issued by the RoC consequent to our Company's conversion into a public limited company. For details of changes in the registered office of our Company, see "History and Certain Corporate Matters – Changes in the registered office" on page 311.

Corporate Identity Number: U51100PN2010PLC136340

Registered and Corporate Office: Rajashree Business Park, Survey No. 338, Next to Sohrabh Hall, Tadiwala Road, Pune 411 001, Maharashtra, India; **Tel:** (+91) 84829 89157

Contact Person: Neelam Jethani, Company Secretary and Compliance Officer; **E-mail:** companysecretary@firstcry.com; **Website:** www.firstcry.com

OUR COMPANY DOES NOT HAVE AN IDENTIFIABLE PROMOTER

INITIAL PUBLIC OFFERING OF UP TO 10% EQUITY SHARES OF FACE VALUE OF ₹2 EACH (THE "EQUITY SHARES") OF BRAINBEES SOLUTIONS LIMITED ("COMPANY" OR "ISSUER") FOR CASH AT A PRICE OF ₹10 PER EQUITY SHARE (THE "OFFER PRICE") AGGREGATING TO ₹100 MILLION (THE "OFFER") COMPRISING A FRESH ISSUE OF 10% EQUITY SHARES OF FACE VALUE ₹2 EACH AGGREGATING UP TO ₹16,660.00 MILLION (THE "FRESH ISSUE") AND AN OFFER FOR SALE OF UP TO 54,359,733 EQUITY SHARES OF FACE VALUE ₹2 EACH AGGREGATING TO ₹100 MILLION (THE "OFFER FOR SALE"), COMPRISING AN OFFER FOR SALE OF UP TO 46,814,458 EQUITY SHARES OF FACE VALUE ₹2 EACH AGGREGATING TO ₹93.63 MILLION BY CORPORATE SELLING SHAREHOLDERS (AS DEFINED HEREINAFTER) AND UP TO 7,545,275 EQUITY SHARES OF FACE VALUE ₹2 EACH AGGREGATING TO ₹15.09 MILLION BY INDIVIDUAL SELLING SHAREHOLDERS (AS DEFINED HEREINAFTER) (TOGETHER, THE "SELLING SHAREHOLDERS", AND SUCH EQUITY SHARES, THE "OFFERED SHARES").

THE OFFER INCLUDES A RESERVATION OF UP TO 10% EQUITY SHARES OF FACE VALUE OF ₹2 EACH, AGGREGATING UP TO ₹30.00 MILLION (CONSTITUTING UP TO 10% OF THE POST-OFFER PAID-UP EQUITY SHARE CAPITAL, FOR SUBSCRIPTION BY ELIGIBLE EMPLOYEES ("EMPLOYEE RESERVATION PORTION"). THE OFFER LESS THE EMPLOYEE RESERVATION PORTION IS HEREINAFTER REFERRED TO AS THE "NET OFFER". THE OFFER AND THE NET OFFER SHALL CONSTITUTE 10% AND 10% OF THE POST-OFFER PAID-UP EQUITY SHARE CAPITAL OF OUR COMPANY.

THE PRICE BAND AND THE MINIMUM BID LOT SHALL BE DECIDED BY OUR COMPANY IN CONSULTATION WITH THE BRLMS AND WILL BE ADVERTISED IN ALL EDITIONS OF THE FINANCIAL EXPRESS (A WIDELY CIRCULATED ENGLISH NATIONAL DAILY NEWSPAPER), ALL EDITIONS OF JANSATTA (A WIDELY CIRCULATED HINDI NATIONAL DAILY NEWSPAPER) AND PUNE EDITION OF LOKSATTA (A WIDELY CIRCULATED MARATHI DAILY NEWSPAPER, MARATHI BEING THE REGIONAL LANGUAGE OF MAHARASHTRA, INDIA, WHERE OUR REGISTERED AND CORPORATE OFFICE IS LOCATED) AT LEAST TWO WORKING DAYS PRIOR TO THE BID/OFFER OPENING DATE IN ACCORDANCE WITH THE SEBI ICDR REGULATIONS AND SHALL BE MADE AVAILABLE TO STOCK EXCHANGES FOR UPLOADING ON THEIR RESPECTIVE WEBSITES IN ACCORDANCE WITH THE SEBI ICDR REGULATIONS.

In case of any revision in the Price Band, the Bid/Offer Period will be extended for at least three additional Working Days after such revision of the Price Band subject to the Bid/Offer Period not exceeding 10 Working Days. In cases of *force majeure*, banking strike or unforeseen circumstances, our Company may, in consultation with the BRLMs, for reasons to be recorded in writing, extend the Bid/Offer Period for a minimum of one Working Day, subject to the Bid/Offer Period not exceeding 10 Working Days. Any revision in the Price Band and the revised Bid/Offer Period, if applicable, will be widely disseminated by notification to the Stock Exchanges, by issuing a public notice, and also by indicating the change on the respective websites of the BRLMs and at the terminals of the other members of the Syndicate and by intimation to the Designated Intermediaries and the Sponsor Bank(s), as applicable.

The Offer is being made in terms of Rule 19(2)(b) of the Securities Contracts (Regulation) Rules, 1957, as amended ("SCRR") read with Regulation 31 of the SEBI ICDR Regulations. The Offer is being made through the Book Building Process, in compliance with Regulation 6(2) of the SEBI ICDR Regulations, wherein at least 75% of the Net Offer shall be available for allocation on a proportionate basis to Qualified Institutional Buyers ("QIBs") (the "QIB Category"), provided that our Company in consultation with the BRLMs, may allocate up to 60% of the QIB Category to Anchor Investors, on a discretionary basis (the "Anchor Investor Portion"), of which one-third shall be reserved for domestic Mutual Funds, subject to valid Bids being received from domestic Mutual Funds at or above the price at which Equity Shares are allocated to Anchor Investors. In the event of under-subscription or non-allocation in the Anchor Investor Portion, the balance Equity Shares shall be added to the QIB Category (excluding the Anchor Investor Portion) ("Net QIB Category"). Further, 5% of the Net QIB Category shall be available for allocation on a proportionate basis to Mutual Funds only and the remainder of the Net QIB Category shall be available for allocation on a proportionate basis to all QIBs, including Mutual Funds, subject to valid Bids being received at or above the Offer Price. If at least 75% of the Net Offer cannot be Allotted to QIBs, then the entire application money will be refunded forthwith. Further, not more than 15% of the Net Offer shall be available for allocation to non-institutional investors ("Non-Institutional Investors" or "NIIs") (the "Non-Institutional Category") of which one-third of the Non-Institutional Category shall be available for allocation to Bidders with an application size of more than ₹200,000 and up to ₹1,000,000 and two-thirds of the Non-Institutional Category shall be available for allocation to Bidders with an application size of more than ₹1,000,000 and under-subscription in either of these two sub-categories of Non-Institutional Category may be allocated to Bidders in the other sub-category of Non-Institutional Category in accordance with the SEBI ICDR Regulations, subject to valid Bids being received at or above the Offer Price. The allocation to each Non-Institutional Investor shall not be less than the minimum application size, subject to availability of Equity Shares in the Non-Institutional Category and the remaining available Equity Shares, if any, shall be allocated on a proportionate basis in accordance with the conditions specified in this regard in Schedule XIII of the SEBI ICDR Regulations. Further, not more than 10% of the Net Offer shall be available for allocation to retail individual investors ("Retail Individual Investors" or "RIIs") (the "Retail Category") in accordance with the SEBI ICDR Regulations, subject to valid Bids being received at or above the Offer Price. Further, Equity Shares will be allocated on a proportionate basis to Eligible Employees applying under the Employee Reservation Portion, subject to valid Bids received from them at or above the Offer Price. All Bidders (other than Anchor Investors) shall mandatorily participate in this Offer through the Application Supported by Block Amount ("ASBA") process, and shall provide details of their respective bank account (including UPI ID for UPI Bidders (defined hereinafter)) in which the Bid Amount will be blocked by the SCSBs or the Sponsor Bank(s), as the case may be. Anchor Investors are not permitted to participate in the Offer through the ASBA process. For details, specific attention is invited to "Offer Procedure" on page 602.

RISKS IN RELATION TO THE FIRST OFFER

This being the first public offer of our Company, there has been no formal market for the Equity Shares. The face value of the Equity Shares is ₹2 each. The Floor Price, Cap Price and Offer Price (as determined and justified by our Company in consultation with the Book Running Lead Managers, in accordance with SEBI ICDR Regulations, on the basis of the assessment of market demand for the Equity Shares by way of the Book Building Process, as stated in "Basis for Offer Price" on page 222) should not be considered to be indicative of the market price of the Equity Shares after the Equity Shares are listed. No assurance can be given regarding an active or sustained trading in the Equity Shares nor regarding the price at which the Equity Shares will be traded after listing.

GENERAL RISK

Investments in equity and equity-related securities involve a degree of risk and investors should not invest any funds in the Offer unless they can afford to take the risk of losing their entire investment. Investors are advised to read the risk factors carefully before taking an investment decision in the Offer. For taking an investment decision, investors must rely on their own examination of our Company and the Offer, including the risks involved. The Equity Shares offered in the Offer have not been recommended or approved by SEBI, nor does SEBI guarantee the accuracy or adequacy of the contents of this Red Herring Prospectus. Specific attention of the investors is invited to "Risk Factors" on page 83.

ISSUER'S AND SELLING SHAREHOLDERS' ABSOLUTE RESPONSIBILITY

Our Company, having made all reasonable inquiries, accepts responsibility for and confirms that this Red Herring Prospectus contains all information with regard to our Company and the Offer, which is material in the context of the Offer, that the information contained in this Red Herring Prospectus is true and correct in all material aspects and is not misleading in any material respect, that the opinions and intentions expressed herein are honestly held and that there are no other factors, the omission of which makes this Red Herring Prospectus as a whole or any of such information or the expression of any such opinions or intentions, misleading in any material respect. Each Selling Shareholder, severally and not jointly, accepts responsibility for and confirms only the statements expressly made or confirmed by such Selling Shareholder in this Red Herring Prospectus to the extent of information solely pertaining to itself and its portion of the Offered Shares and assumes responsibility that such statements are true and correct in all material respects and not misleading in any material respect. However, each Selling Shareholder, severally and not jointly, assumes no responsibility for any other statement including the statements made by or relating to our Company or its business, or any other Selling Shareholder.

LISTING

The Equity Shares offered through this Red Herring Prospectus are proposed to be listed on the Stock Exchanges. Our Company has received in-principle approvals from BSE and NSE for the listing of the Equity Shares pursuant to letters each dated May 16, 2024. For the purpose of this Offer, NSE is the Designated Stock Exchange. A signed copy of this Red Herring Prospectus has been filed and the Prospectus shall be filed with the RoC in accordance with Section 26(4) of the Companies Act 2013. For details of the material contracts and documents available for inspection from the date of this Red Herring Prospectus up to the Bid/Offer Closing Date, see "Material Contracts and Documents for Inspection" on page 649.

BOOK RUNNING LEAD MANAGERS

REGISTRAR TO THE OFFER

kotak® Investment Banking	Morgan Stanley	BoFA SECURITIES	JM FINANCIAL	Aventus [^]	LINK Intime
Kotak Mahindra Capital Company Limited 1 st Floor, 27 BKC, Plot No. C-27 'G' Block, Bandra Kurla Complex Bandra (East), Mumbai 400 051 Maharashtra, India Tel: (+91 22) 4336 0000 E-mail: brainbees.ipo@kotak.com Website: https://investmentbank.kotak.com Investor grievance e-mail: kmccredressal@kotak.com Contact person: Ganesh Rane SEBI registration no.: INM000008704	Morgan Stanley India Company Private Limited 18F, Tower 2, One World Centre Plot 841, Senapati Bapat Marg Mumbai 400 013 Maharashtra, India Tel: (+91 22) 61 18 1000 E-mail: firstcryipo@morganstanley.com Website: www.morganstanley.com Investor grievance e-mail: investors_india@morganstanley.com Contact person: Honi Joshi SEBI registration no.: INM00001123	BoFA Securities India Limited Ground Floor, "A" Wing One BKC, "G" Block Bandra Kurla Complex Bandra (East) Mumbai 400 051 Maharashtra, India Tel: (+91 22) 6632 8000 E-mail: dg.brainbees_ipo@bofa.com Website: https://business.bofa.com/bofas-india Investor grievance e-mail: dg.india_merchantbanking@bofa.com Contact person: Aparajit Varadhan SEBI registration no.: INM000011625	JM Financial Limited 7 th Floor, Cnergy Appasaheb Marathe Marg Prabhadevi, Mumbai 400 025 Maharashtra, India Tel: (+91 22) 6630 3030/ 3262 E-mail: firstcry.ipo@jmf.com Website: www.jmf.com Investor grievance e-mail: grievance.ibd@jmf.com Contact person: Prachee Dhuri SEBI registration no.: INM000010361	Aventus Capital Private Limited Platina Building, 9 th Floor 901, Plot No C-59, Bandra-Kurla Complex, Bandra (East), Mumbai 400 051 Maharashtra, India Tel: (+91 22) 6648 0050 E-mail: firstcry.ipo@avendus.com Website: http://www.avendus.com Investor grievance e-mail: investorgrievance@avendus.com Contact person: Sarthak Sawa / Shantanu Chate SEBI registration no.: INM000011021	Link Intime India Private Limited C-101, 1 st Floor, 247 Park L.B.S. Marg, Vikhroli (West) Mumbai 400 083 Maharashtra, India Tel: +91 810 811 4949 E-mail: brainbees.ipo@linkintime.co.in Website: www.linkintime.co.in Investor grievance e-mail: brainbees.ipo@linkintime.co.in Contact person: Shanti Gopalkrishnan SEBI registration no.: INR000004058

BID/OFFER PERIOD

Anchor Investor Bidding Date⁽¹⁾	Monday, August 5, 2024	Bid/Offer Opens on⁽¹⁾	Tuesday, August 6, 2024	Bid/Offer Closes on⁽²⁾⁽³⁾	Thursday, August 8, 2024
---	------------------------	---	-------------------------	---	--------------------------

- Our Company, in consultation with the BRLMs, may consider participation by Anchor Investors, in accordance with the SEBI ICDR Regulations. The Anchor Investor Bidding Date shall be one Working Day prior to the Bid/Offer Opening Date, i.e., Monday, August 5, 2024.
- UPI mandate and time end date shall be at 5:00 pm on the Bid/Offer Closing Date.

TABLE OF CONTENTS

SECTION I - GENERAL	1
DEFINITIONS AND ABBREVIATIONS	1
CERTAIN CONVENTIONS, USE OF FINANCIAL INFORMATION AND MARKET DATA AND CURRENCY OF PRESENTATION	19
FORWARD-LOOKING STATEMENTS	23
SUMMARY OF THE OFFER DOCUMENT	25
SECTION II – RISK FACTORS	83
SECTION III – INTRODUCTION	143
THE OFFER	143
SUMMARY FINANCIAL INFORMATION	145
GENERAL INFORMATION	149
CAPITAL STRUCTURE	159
OBJECTS OF THE OFFER	184
BASIS FOR OFFER PRICE	222
STATEMENT OF POSSIBLE TAX BENEFITS	232
SECTION IV: ABOUT OUR COMPANY	243
INDUSTRY OVERVIEW	243
OUR BUSINESS	262
KEY REGULATIONS AND POLICIES IN INDIA	303
HISTORY AND CERTAIN CORPORATE MATTERS	311
OUR MANAGEMENT	350
OUR PRINCIPAL SHAREHOLDERS	368
DIVIDEND POLICY	369
SECTION V – FINANCIAL INFORMATION	370
FINANCIAL STATEMENTS	370
UNAUDITED PRO FORMA CONSOLIDATED FINANCIAL INFORMATION	508
OTHER FINANCIAL INFORMATION	518
CAPITALISATION STATEMENT	522
FINANCIAL INDEBTEDNESS	523
MANAGEMENT’S DISCUSSION AND ANALYSIS OF FINANCIAL CONDITION AND RESULTS OF OPERATIONS	528
SECTION VI – LEGAL AND OTHER INFORMATION	563
OUTSTANDING LITIGATION AND OTHER MATERIAL DEVELOPMENTS	563
GOVERNMENT AND OTHER APPROVALS	572
OUR GROUP COMPANIES	578
OTHER REGULATORY AND STATUTORY DISCLOSURES	579
SECTION VII – OFFER RELATED INFORMATION	593
TERMS OF THE OFFER	593
OFFER STRUCTURE	599
OFFER PROCEDURE	603
RESTRICTION ON FOREIGN OWNERSHIP OF INDIAN SECURITIES	621
SECTION VIII – MAIN PROVISIONS OF THE ARTICLES OF ASSOCIATION	623
SECTION IX – OTHER INFORMATION	650
MATERIAL CONTRACTS AND DOCUMENTS FOR INSPECTION	650
DECLARATION	655

SECTION I - GENERAL

DEFINITIONS AND ABBREVIATIONS

Unless the context otherwise indicates or implies or unless otherwise specified, the following terms and abbreviations have the following meanings in this Red Herring Prospectus, and references to any statute or rules or guidelines or regulations or circulars or notifications or policies will include any amendments, clarifications, modifications, replacements or re-enactments notified thereto, from time to time.

Unless the context otherwise indicates, all references to “**the Company**”, and “**our Company**”, are references to Brainbees Solutions Limited, a public limited company incorporated in India under the Companies Act 1956 with its Registered and Corporate office at Rajashree Business Park, Survey No. 338, Next to Sohrabh Hall, Tadiwala Road, Pune 411 001, Maharashtra, India. Furthermore, unless the context otherwise indicates, all references to the terms “**we**”, “**us**” and “**our**” are to our Company and our Subsidiaries (as defined below) on a consolidated basis.

The words and expressions used but not defined in this Red Herring Prospectus will (to the extent applicable) have the same meaning as assigned to such terms under the Companies Act 2013, the Securities and Exchange Board of India Act, 1992, (the “**SEBI Act**”), the SEBI ICDR Regulations, the Securities Contracts (Regulation) Act, 1956 (the “**SCRA**”), the Depositories Act, 1996 (the “**Depositories Act**”) and the rules and regulations made thereunder.

Notwithstanding the foregoing, terms defined in “**Basis for Offer Price**”, “**Statement of Possible Special Tax Benefits**”, “**Industry Overview**”, “**Key Regulations and Policies in India**”, “**Financial Statements**”, “**Outstanding Litigation and Other Material Developments**”, “**Government and Other Approvals**” and “**Main Provisions of the Articles of Association**”, on pages 222, 232, 243, 303, 370, 563, 571 and 622, respectively, will have the meaning ascribed to such terms in the respective sections.

Company Related Terms

Term	Description
AAS Entities	Collectively, Apricot, Anchor Partners and Sage
Apricot	Apricot Investments Limited
Articles of Association/ Articles/AoA	The articles of association of our Company, as amended from time to time
Audit Committee	The audit committee of our Board, as described in “ Our Management – Board committees – Audit Committee ” on page 357
Auditors/Statutory Auditors	The current statutory auditors of our Company, being Walker Chandiook & Co LLP, Chartered Accountants
Better & Brighter	Better & Brighter Homecare Private Limited
BEWT	Brainbees Employee Welfare Trust
Board/Board of Directors	The board of directors of our Company, or a duly constituted committee thereof, as constituted from time to time
Business Transfer Agreement (Mahindra)	Business transfer agreement dated October 15, 2016 entered into amongst MRL, Supam Maheshwari, Amitava Saha, Prashant Jadhav, Sanket Hattimattur and our Company
Business Transfer Agreement 1	Business transfer agreement dated October 28, 2019 entered into amongst People Combine Play School Initiatives Private Limited, T. Naga Prasad, Y.V. Rajasekhara Babu, People Combine Initiatives LLP and Edubees Educational Trust
Business Transfer Agreement 2	Business transfer agreement dated October 28, 2019 entered into amongst People Combine Play School Initiatives Private Limited, T. Naga Prasad, Y.V. Rajasekhara Babu, our Company and People Combine Initiatives LLP
Butternut Ventures	Butternut Ventures Private Limited
Candes Technology	Candes Technology Private Limited
Chief Financial Officer	The chief financial officer of our Company, as described in “ Our Management – Key Managerial Personnel and Senior Management – Key Managerial Personnel ” on page 365
Chiratae Trust	Chiratae Trust, represented by its trustee Vistra ITCL (India) Limited and acting through its investment manager, Naigama Investment Manager LLP
Cloud Lifestyle	Cloud Lifestyle Private Limited
COCO Stores	Modern stores owned and controlled by our Company and Digital Age, as applicable
Company Secretary and Compliance Officer	The company secretary and compliance officer of our Company, as described in Our Management – Key Managerial Personnel and Senior Management – Key Managerial Personnel ” on page 365
Corporate Shareholder(s)	Collectively, Apricot, Anchor Partners, Castle Investment and Industries Private Limited, M&M, NewQuest, PI Opportunities 1, Pratithi Investment Trust, Sage, Satyadhama

Term	Description
	Investments and Trading Company Private Limited, Schroders Capital, SVF Frog (Cayman) Ltd and TPG
Corporate Social Responsibility Committee	The corporate social responsibility committee of our Board, as described in “ <i>Our Management – Board committees – Corporate Social Responsibility Committee</i> ” on page 363
Deed of Assignment (Intellitots)	Deed of assignment dated February 24, 2020 entered into amongst Founding Years Learning Solutions Private Limited and our Company
Deed of Assignment (Mahindra)	Deed of assignment dated October 15, 2016 entered into amongst MRL and our Company
DF Pharmacy	DF Pharmacy Limited
Digital Age	Digital Age Retail Private Limited
Digital Age SSPA	Subscription agreement and share purchase agreement dated May 2, 2022 entered into among Suman Basu, Vandit Goyal, Digital Age and our Company
Director(s)	The director(s) on our Board of Directors, as described in “ <i>Our Management</i> ” on page 350
DOA Holders	Collectively, Madhu Silica Private Limited, Nirmala Govindan, OMEZ Real Estate LLP, PAM Family Trust, Shradha Family Trust, Namrata Manohar Kabra, Dinesh Kumar, on behalf of PMJ Holdings, Rakesh Bikkhalal Shah, Sachin Ramesh Tendulkar/ Anjali S Tendulkar, Vijaya Nalla, Kaushik Majithia Family Trust, Vedarth Family Trust, Tejas Nanubhai Majithia, Ornet Intermediates Private Limited, Gaurav Deepak, Anirban Banerjee, AVDMT Partners LLP, Manoj Kumar Kohli, Pranay Mahendra Jain, Karan Sharma, Nitinbhai Raojibhai Desai HUF, Meena Nitin Desai/ Nitin Raojibhai Desai, Bimal Natubhai Desai HUF, Sahana Bimal Desai/ Bimal Natubhai Desai, Desons Holdings & Finance Private Limited, Divya Agarwal, Ravi Modi, Srinivasan Trust, Avendus Future Leaders Fund II, Chiratae Growth Fund I, IIFL Large Value Fund – Series 1A, Namala Srinivas, Subham Buildwell Private Limited, Narantak Dealcom Limited, Anmol Rashesh Bhansali, Rashesh, Manharbhai Bhansali, Kanwaljit Singh/ Suzanne Singh, Pravin Hiralal Jain/ Vandana Pravin Jain, Pravin Shirpad Bhalerao, Bulwark Partners and Pokepola Enterprises LLP
DSP Adiko	DSP Adiko Holdings Private Limited
DSP Entities	Collectively, DSP Adiko, DSP HMK, DSP Investment and Hemendra M. Kothari
DSP HMK	DSP HMK Holdings Private Limited
DSP Investment	DSP Investment Private Limited
Duo	Dream Duo LLP
Dynamic IT	Dynamic IT Solution Private Limited
Employee Stock Option Plans	Together, the ESOP 2011, ESOP 2022 and ESOP 2023
Encasa Homes	Encasa Homes Private Limited
Equity Shares	The equity shares of our Company of face value of ₹2 each
ESOP 2011	Brainbees Employee Stock Option Plan 2011 as described in “ <i>Capital Structure – Employee Stock Option Schemes</i> ” on page 176
ESOP 2022	Brainbees Employees Stock Option Plan 2022 as described in “ <i>Capital Structure – Employee Stock Option Schemes</i> ” on page 176
ESOP 2023	Brainbees Employees Stock Option Plan 2023 as described in “ <i>Capital Structure – Employee Stock Option Schemes</i> ” on page 176
Executive Director(s)	Executive director(s) on our Board, as described in “ <i>Our Management</i> ” on page 350
Existing IDGVI Group	Chiratae Trust, Schroders Capital, IDG Group, IDGVI III and Pandara
Eyezen	Eyezen Technologies Private Limited
Facilitation Services and License Agreement	Facilitation services and license agreement dated November 2, 2020 entered into between Edubees Educational Trust and our Company
Firmroots	Firmroots Private Limited
Firmroots Shareholders	Erstwhile shareholders of Firmroots, together Aswani Kumar Chaitanya N and Hima Bindu Kasturi
Firmroots SHA	Shareholders’ agreement dated December 26, 2020 entered into amongst Firmroots Shareholders, Paipal Ventures LLP, Rangsons LLP, Orkla, Tapan Kumar Das, Yogish Chandra Sekhar, Snehal Shrikant Khasnis, Firmroots and our Company
Firmroots SPA 1	Share purchase agreement dated December 26, 2020 entered into amongst Orkla, Firmroots Shareholders, Firmroots and our Company
Firmroots SPA 2	Share purchase agreement dated December 26, 2020 entered into amongst Rajairi Harika, Rajendra Kumar Kotapalli, Sumeet Suryakanth Rao, Firmroots Shareholders, Firmroots and our Company
Firmroots SPA 3	Share purchase agreement dated December 26, 2020 entered into amongst Pradeep Sesham, Tanu Gupta, Firmroots Shareholders, Firmroots and our Company
Firmroots SPA 4	Share purchase agreement dated December 26, 2020 entered into amongst Nischal Prasad Kilaru, Samatha Kilaru (jointly), Firmroots Shareholders, Firmroots and our Company
Firmroots SPA 5	Share purchase agreement dated May 10, 2022 entered into amongst Firmroots Shareholders, Firmroots and our Company

Term	Description
Firmroots SSA	Share subscription agreement dated December 26, 2020 entered into amongst Firmroots Shareholders, Firmroots and our Company
Firstcry DWC	Firstcry Retail DWC LLC
Firstcry General Trading	Firstcry General Trading LLC
Firstcry Management	Firstcry Management DWC LLC
Firstcry Trading	Firstcry Trading Company
FOFO Stores	Modern stores owned and controlled by our franchisees
Founding Years	Founding Years Learning Solutions Private Limited
Frootle India	Frootle India Private Limited
Globalbees Brands	Globalbees Brands Private Limited
Globalbees DWC	GlobalBees Brands DWC-LLC
Globalbees SSA 1	Share subscription agreement dated June 3, 2021 entered into amongst Nitin Agarwal, Supam Maheshwari, Globalbees Brands and our Company
Globalbees SHA 2	Series C shareholders' agreement dated December 20, 2021 entered into amongst Globalbees Brands, Lightspeed India Partners III LLC, Chimetech Holding Ltd, PI Opportunities II, Chiratae Ventures India Fund IV represented by its trustee Vistra ITCL (India) Limited, Chiratae Ventures Master Fund IV represented by its trustee Vistra ITCL (India) Limited, SVF Frog (Cayman) Ltd, Steadview Capital Mauritius Limited, Pratithi Investment Trust, Satyadhama Investments and Trading Company Private Limited, Doli Trading and Investment Private Limited, Castle Investment and Industries Private Limited, Lyon Investment and Industries Private Limited, Kiran Vyapar Limited, Balkrishna Industries Limited, Gaurav Jain, Anoop Prakash Sharma Family Trust, Nitin Agarwal, Supam Maheshwari and our Company
Globalbees SSA 2	Series C share subscription agreement dated December 20, 2021 entered into amongst Globalbees Brands, Lightspeed India Partners III LLC, Chimetech Holding Ltd, PI Opportunities II, Chiratae Ventures India Fund IV represented by its trustee Vistra ITCL (India) Limited, Chiratae Ventures Master Fund IV represented by its trustee Vistra ITCL (India) Limited, SVF Frog (Cayman) Ltd, Steadview Capital Mauritius Limited, Pratithi Investment Trust, Satyadhama Investments and Trading Company Private Limited, Doli Trading and Investment Private Limited, Castle Investment and Industries Private Limited, Lyon Investment and Industries Private Limited, Kiran Vyapar Limited, Balkrishna Industries Limited, Gaurav Jain, Anoop Prakash Sharma Family Trust, Nitin Agarwal, Supam Maheshwari and our Company
Group Companies	Companies (other than our Subsidiaries) with which there were related party transactions as disclosed in the Restated Consolidated Financial Statements as covered under the applicable accounting standards, and any other companies as considered material by our Board, in accordance with the Materiality Policy, as described in " Our Group Companies " on page 577
HS Fitness	HS Fitness Private Limited
IDG Group	Collectively, Chiratae Ventures India Fund IV represented by its trustee Vistra ITCL (India) Limited, Chiratae Ventures Master Fund IV represented by its trustee Vistra ITCL (India) Limited, Technology Venture Fund, Elcid Investments Limited, Harish Pravinchandra Shah and Bina Harish Shah, Anoop Prakash Sharma Family Trust, Pratithi Investment Trust, Satyadhama Investments and Trading Company Private Limited, Kiran Vyapar Limited, Tru Trading and Investments Private Limited, Jaldhar Investments and Trading Co. Limited, Nehal Trading and Investments Private Limited, Unnati Trading and Investments Private Limited, Jalaj Trading and Investment Company Private Limited and Castle Investment and Industries Private Limited
IDGVI III	IDG Ventures India Fund III LLC
Identified Shareholders	SVF Frog (Cayman) Ltd, Apricot, Valiant, Think India and TIMF
Independent Director(s)	Independent director(s) on our Board, as described in " Our Management " on page 350
Indian Subsidiaries	Material Together, Digital Age, Frootle India, Merhaki, Swara Baby and Globalbees Brands
Individual Shareholder(s)	Selling Collectively, Abhinav Sharma, Ajoy Kar, Amitabh Sadasiv, Amitava Saha, Anirudh Chaturvedi, Anuj Jain, Arpit Agrawal, Ashish Chavan, Ashish Sinha, Deepak Sant, Gautam Sharma, Lijo John, Manjula Rao, Mayank Badola, Megha Arora, Nitin Jain, Prashant Chauhan, Prashant Jadhav, Pravin Patil, Rahul Arora, Ratan Tata, Rohit Gajarmal, Sanket Hattimattur, Shwetank Gupta, Shriyut Raut, Sukhjeet Singh, Supam Maheshwari, Vaishali Jadhav and Vivek Goel
Intellibeas	Intellibeas Solutions Private Limited
Inter-se Agreement	Agreement dated December 26, 2023 entered into among our Company and the Identified Shareholders
Joybees	Joybees Private Limited
JW Brands	JW Brands Private Limited
Kitchenopedia	Kitchenopedia Appliances Private Limited

Term	Description
KMP/Key Managerial Personnel	Key managerial personnel of our Company in terms of Regulation 2(1)(bb) of the SEBI ICDR Regulations and as described in “ <i>Our Management – Key Managerial Personnel and Senior Management – Key Managerial Personnel</i> ” on page 365
Kuber Mart	Kuber Mart Industries Private Limited
M&M	Mahindra & Mahindra Limited. MRL and RIHL, has been merged with M&M pursuant to the scheme of merger by absorption of MRL, MECPL and RIHL with M&M that was approved by the National Company Law Tribunal, Mumbai Bench on March 24, 2022. Such scheme has become effective from April 29, 2022
Material Subsidiaries	Together, Digital Age, Frootle India, Merhaki, Firstcry Management, Globalbees Brands and Swara Baby
Materiality Policy	The policy adopted by our Board pursuant to its resolution dated July 13, 2024 for identification of material companies to be disclosed as group companies, material outstanding litigation, material creditors and outstanding dues to such creditors, in accordance with the requirements under the SEBI ICDR Regulations
Maxinique	Maxinique Solution Private Limited
MECPL	Mahindra Engineering and Chemical Products Limited, which, together with MRL and RIHL, has been merged with M&M pursuant to the scheme of merger by absorption of MRL, MECPL and RIHL with M&M that was approved by the National Company Law Tribunal, Mumbai Bench on March 24, 2022. Such scheme has become effective from April 29, 2022
MEMG	MEMG Family Office LLP
Merhaki	Merhaki Foods and Nutrition Private Limited
Millenna	Millenna FDI III Limited (<i>formerly known as NEA FDI III Ltd.</i>)
MoA/Memorandum of Association	The memorandum of association of our Company, as amended from time to time
MRL	Mahindra Retail Limited (<i>formerly known as Mahindra Retail Private Limited</i>) which, together with MECPL and RIHL, has been merged with M&M pursuant to the scheme of merger by absorption of MRL, MECPL and RIHL with M&M that was approved by the National Company Law Tribunal, Mumbai Bench on March 24, 2022. Such scheme has become effective from April 29, 2022
Mush	Mush Textile Private Limited
NextGen	NextGen Management Services
NewQuest	NewQuest Asia Investments III Limited
Nomination and Remuneration Committee	The nomination and remuneration committee of our Board, as described in “ <i>Our Management – Board committees – Nomination and Remuneration Committee</i> ” on page 360
Non-Executive Director(s)	Non-executive director(s) on our Board, as described in “ <i>Our Management</i> ” on page 350
Option 1 CCPS	Option 1 compulsorily convertible preference shares of our Company of face value of ₹2 each
Option 2 CCPS	Option 2 compulsorily convertible preference shares of our Company of face value of ₹2 each
Orkla	Orkla India Private Limited (<i>formerly known as MTR Foods Private Limited</i>)
Pandara	Pandara Trust Scheme 1, a scheme of Pandara Trust, represented by its trustee Vistra ITCL (India) Limited and acting through its investment manager, Nishaavritra Investment Manager LLP
PI Entities	Collectively, PI Opportunities I, PI Opportunities II and PI Individuals
PI Individuals	Collectively, TK Kurien, Prem Gupta, Nithya Venkataramani, Deepti Garg and Manoj Jaiswal
PI Opportunities I	PI Opportunities Fund – I
PI Opportunities II	PI Opportunities Fund I Scheme II
Plantex	Plantex E-commerce Private Limited
Plantex Individual Shareholders	Collectively, Abhishek Shaileshkumar Chauhan, Jigneshkumar Chimanlal Chauhan, Parth Narendrabhai Chauhan, Nilesh Kanubhai Valand, Harendrakumar Shakrabhai Chauhan, Shefali Abhishek Chauhan, Sashikant Punamchand Parmar, Bhavesh Mahendrabhai Jogi and Jai Parrakash Ahuja
Plantex SPA	Share purchase agreement dated September 2, 2022 entered into between Globalbees Brands, Plantex, Plantex Individual Shareholders and M/S Accurate Products & Services
Prayosha Expo	Prayosha Expo Private Limited
Preference Shares	The preference shares of our Company of face value of ₹2 each, comprising the Series A CCPS, Series B CCPS, Series C CCPS, Series C1 CCPS, Series C2 CCPS, Series D1 CCPS, Series D2 CCPS, Option 1 CCPS and Option 2 CCPS As on the date of this Red Herring Prospectus, all Preference Shares have been converted into Equity Shares and there are no Preference Shares outstanding. For details of allotments of Equity Shares pursuant to such conversion, see “ <i>Capital Structure – Notes to Capital Structure – Share capital history of our Company</i> ” on page 160
Previous Statutory Auditors	The previous statutory auditors of our Company, being B S R & Co LLP, Chartered Accountants
RedSeer	RedSeer Strategy Consultants Private Limited

Term	Description
RedSeer Report	Report titled “Childcare Market in India” dated July 11, 2024 prepared by RedSeer, commissioned and paid for by our Company in connection with the Offer A copy of the RedSeer Report is available on the website of our Company at https://www.firstcry.com/investor-relations/material-documents/ .
Registered and Corporate Office	The registered and corporate office of our Company, situated at Rajashree Business Park, Survey No. 338, Next to Sohrahb Hall, Tadiwala Road, Pune 411 001, Maharashtra, India
Restated Consolidated Financial Statements	Our restated consolidated financial statements which comprises the restated consolidated statement of assets and liabilities, the restated consolidated statement of profit and loss, the restated consolidated statement of cash flows and the restated consolidated statement of changes in equity as at and for the Financial Years ended March 31, 2024, March 31, 2023 and March 31, 2022 together with the annexures and the notes thereto, which are derived from the audited consolidated financial statement as at and for the Financial Years ended March 31, 2024, March 31, 2023 and March 31, 2022, prepared in accordance with Ind AS, Section 26 of the Companies Act, 2013 and as per Ind AS Rules notified under Section 133 of the Companies Act 2013, and restated in accordance with the SEBI ICDR Regulations and the ICAI Guidance Note on Company Prospectus, and included in “ <i>Financial Statements</i> ” on page 370
RIHL	Retail Initiative Holdings Limited
Risk Management Committee	The risk management committee of our Board, as described in “ <i>Our Management – Board committees – Risk Management Committee</i> ” on page 362
RoC/Registrar of Companies	Registrar of Companies, Maharashtra at Pune
ROC Ahmedabad	Registrar of Companies, Gujarat at Ahmedabad
ROC Bengaluru	Registrar of Companies, Karnataka at Bengaluru
ROC Delhi	Registrar of Companies, Delhi and Haryana at New Delhi
ROC Gwalior	Registrar of Companies, Madhya Pradesh at Gwalior
ROC Jaipur	Registrar of Companies, Rajasthan at Jaipur
ROC Kolkata	Registrar of Companies, West Bengal at Kolkata
ROC Mumbai	Registrar of Companies, Maharashtra at Mumbai
Sage	Sage Investment Trust
Schroders Capital	Schroders Capital Private Equity Asia Mauritius II Limited (<i>formerly known as Adveq Asia Mauritius II Limited</i>)
Selling Shareholders	Together, Corporate Selling Shareholders and Individual Selling Shareholders
Senior Management	Senior management of our Company in terms of Regulation 2(1)(bbbb) of the SEBI ICDR Regulations, and as disclosed in “ <i>Our Management – Key Managerial Personnel and Senior Management – Senior Management</i> ” on page 365
Series A CCPS	Series A compulsorily convertible preference shares of our Company of face value of ₹ 2 each
Series A Equity Shares	Series A equity shares of our Company having face value of ₹ 2 each
Series B CCPS	Series B compulsorily convertible preference shares of our Company of face value of ₹ 2 each
Series C CCPS	Series C compulsorily convertible preference shares of our Company of face value of ₹ 2 each
Series C1 CCPS	Series C1 compulsorily convertible preference shares of our Company of face value of ₹ 2 each
Series C2 CCPS	Series C2 compulsorily convertible preference shares of our Company of face value of ₹ 2 each
Series D1 CCPS	Series D1 compulsorily convertible preference shares of our Company of face value of ₹ 2 each
Series D2 CCPS	Series D2 compulsorily convertible preference shares of our Company of face value of ₹ 2 each
Series E Equity Shares	Series E equity shares of our Company of face value of ₹ 2 each
SHA	Eleventh amended and restated shareholders’ agreement dated April 17, 2024 entered into amongst TPG, AAS Entities, PI Entities, NewQuest, Existing IDGVI Group, Think Entities, Valiant, M&M, Schroders Capital, SVF Frog (Cayman) Ltd, NextGen, Ratan Tata, DSP Entities, Duo, MEMG, Sharrp Ventures, DOA Holders, our Company, Supam Maheshwari, Amitava Saha, Prashant Jadhav and Sanket Hattimattur, Sampada Maheshwari, BEWT and Brainbees ESOP Trust, as amended pursuant to the SHA Amendment Agreement
SHA Amendment Agreement	First Amendment agreement dated July 8, 2024 to the SHA
Shareholders	The holders of the Equity Shares from time to time
Sharrp Ventures	Sharrp Ventures Capital Private Limited
Shenzhen Starbees	Shenzhen Starbees Services Limited
Solarista Renewables	Solarista Renewables Private Limited
Solis	Solis Hygiene Private Limited
Solis Promoters	Collectively, Udit Birla, Sangita Birla and Chandni Birla

Term	Description
Solis SHA	Shareholders' Agreement dated March 16, 2021 entered into amongst Solis, Solis Promoters, Pratiik K Kamble and our Company
Solis SSA	Securities subscription agreement dated March 16, 2021 entered into amongst Solis, Solis Promoters and our Company
Stakeholders' Relationship Committee	The stakeholders' relationship committee of our Board, as described in " <i>Our Management – Board committees – Stakeholders' Relationship Committee</i> " on page 361
Subsidiaries	The subsidiaries of our Company as on the date of this Red Herring Prospectus, namely Better & Brighter, Butternut Ventures, Candes Technology, Cloud Lifestyle, DF Pharmacy, Digital Age, Dynamic IT, Encasa Homes, Eyezen, Firmroots, Firstcry DWC, Firstcry General Trading LLC, Firstcry Management, Firstcry Trading, Frootle India, Globalbees Brands, HS Fitness, Globalbees DWC, Intellibeas, Joybees, JW Brands, Kitchenopedia, Kuber Mart, Maxinique, Merhaki, Mush, Plantex, Prayosha Expo, Shenzhen Starbees, Solarista Renewables, Solis, Swara Baby, Swara Hygiene, and Wellspire India . For further details, see " <i>History and Certain Corporate Matters – Our Subsidiaries, associates and Joint Ventures</i> " on page 324 In addition to the above, HealthyHey Foods LLP, Edubees Educational Trust and Brainbees ESOP Trust is accounted for as a subsidiary in accordance with Ind AS 110 in the Restated Consolidated Financial Statements. However, HealthyHey Foods LLP is a limited liability partnership firm and Edubees Educational Trust and Brainbees ESOP Trust are trusts, and are not "subsidiary" as defined under the Companies Act 2013
Swara Baby	Swara Baby Products Private Limited
Swara Hygiene	Swara Hygiene Private Limited
Swara Promoters	Together, Anadya Bon Merchari LLP and Alok Birla
Swara SHA	Shareholders' agreement dated April 23, 2020 entered into amongst Swara, Swara Promoters, Ritum Jain, Radiant Toddler Care Private Limited, Rajneesh Jain, Rahul Bubna, Anadya Residency LLP and our Company
Swara SPA 1	Share purchase agreement dated May 7, 2020 entered into amongst Swara Baby, Anadya Residency LLP and our Company
Swara SPA 2	Share purchase agreement dated April 13, 2023 entered into amongst Ritum Jain, Rahul Bubna, Radiant Toddler Care LLP (formerly known as Radiant Toddler Care Private Limited), Rajneesh Jain, Anadya Residency LLP, Vinod Kumar Jain, Rahul Jain, Kiran Jain, Swara Promoters, Swara Baby and our Company
Swara SSA	Securities Subscription agreement dated April 23, 2020 entered into amongst Swara Baby, Ritum Jain, Swara Promoters, Sangita Birla, Udit Birla and our Company
Think India	Think India Opportunities Master Fund LP (Cayman)
Think Entities	Think India and TIMF
TIMF	TIMF Holdings (Mauritius)
TPG	TPG Growth V SF Markets Pte Ltd
Unaudited Pro Forma Consolidated Financial Information	The pro forma consolidated financial information of our Company and our Subsidiaries, comprising the pro forma consolidated balance sheet as at March 31, 2023 and March 31, 2022 and the pro forma consolidated statement of profit and loss for the Financial Years ended March 31, 2023 and March 31, 2022, read with the notes to the pro forma consolidated financial information, prepared to illustrate the impact of the acquisition of Digital Age as if the acquisition of Digital Age had taken place on April 1, 2021 and included in " <i>Unaudited Pro Forma Consolidated Financial Information</i> " on page 508
Valiant	Valiant Mauritius Partners FDI Limited
Wellspire India	Wellspire India Private Limited
XpressBees	Busybees Logistics Solutions Private Limited

Offer Related Terms

Term	Description
Abridged Prospectus	Abridged prospectus means a memorandum containing such salient features of a prospectus as may be specified by the SEBI in this behalf
Acknowledgment Slip	The slip or document issued by the relevant Designated Intermediary(ies) to a Bidder as proof of registration of the Bid cum Application Form
Allotment Advice	The note or advice or intimation of Allotment, sent to each successful Bidder who has been or is to be Allotted the Equity Shares after approval of the Basis of Allotment by the Designated Stock Exchange
Allotted/Allotment/Allot	Unless the context otherwise requires, allotment of Equity Shares offered pursuant to the Fresh Issue and transfer of the Offered Shares pursuant to the Offer for Sale to successful Bidders
Allottee	A successful Bidder to whom the Equity Shares are Allotted

Term	Description
Anchor Investor	A QIB, who applies under the Anchor Investor Portion in accordance with the requirements specified in the SEBI ICDR Regulations and this Red Herring Prospectus and who has Bid for an amount of at least ₹100 million
Anchor Investor Allocation Price	The price at which Equity Shares will be allocated to the Anchor Investors in terms of this Red Herring Prospectus and the Prospectus. The Anchor Investor Allocation Price shall be determined by our Company, in consultation with the BRLMs on the Anchor Investor Bidding Date
Anchor Investor Application Form	The application form used by an Anchor Investor to make a Bid in the Anchor Investor Portion and which will be considered as an application for Allotment in terms of this Red Herring Prospectus and the Prospectus
Anchor Investor Bidding Date	The day, being one Working Day prior to the Bid/Offer Opening Date on which Bids by Anchor Investors shall be submitted, prior to and after which BRLMs will not accept any Bids from Anchor Investors, and allocation to the Anchor Investors shall be completed
Anchor Investor Offer Price	The final price at which the Equity Shares will be Allotted to Anchor Investors in terms of this Red Herring Prospectus and the Prospectus, which will be a price equal to or higher than the Offer Price but not higher than the Cap Price. The Anchor Investor Offer Price will be decided by our Company in consultation with the BRLMs
Anchor Investor Pay-in Date	With respect to Anchor Investor(s), it shall be the Anchor Investor Bidding Date, and in the event the Anchor Investor Allocation Price is lower than the Offer Price, not later than two Working Days after the Bid/Offer Closing Date
Anchor Investor Portion	Up to 60% of the QIB Category, which may be allocated by our Company in consultation with the BRLMs, to Anchor Investors, on a discretionary basis, in accordance with the SEBI ICDR Regulations. One-third of the Anchor Investor Portion shall be reserved for domestic Mutual Funds only, subject to valid Bids being received from domestic Mutual Funds at or above the Anchor Investor Allocation Price, in accordance with the SEBI ICDR Regulations
Application Supported by Blocked Amount/ASBA	An application (whether physical or electronic) by an ASBA Bidder to make a Bid authorizing the relevant SCSB to block the Bid Amount in the relevant ASBA Account and will include application made by UPI Bidders using UPI Mechanism, where the Bid Amount will be blocked upon acceptance of UPI Mandate Request by UPI Bidders
ASBA Account	A bank account maintained with an SCSB by an ASBA Bidder, as specified in the ASBA Form submitted by ASBA Bidders for blocking the Bid Amount mentioned in the relevant ASBA Form which may be blocked by such SCSB or the account maintained by a UPI Bidder linked to a UPI ID, which is blocked upon acceptance of a UPI Mandate Request made by the UPI Bidders, to the extent of the Bid Amount of the ASBA Bidders
ASBA Bidders	All Bidders except Anchor Investors
ASBA Form	An application form, whether physical or electronic, used by ASBA Bidders to submit Bids, which will be considered as the application for Allotment in terms of this Red Herring Prospectus and the Prospectus
Aventus Capital Banker(s) to the Offer	Aventus Capital Private Limited
Basis of Allotment	Collectively, the Escrow Collection Bank(s), Refund Bank(s), Public Offer Account Bank(s) and the Sponsor Bank(s), as the case may be
Bid	The basis on which the Equity Shares will be Allotted to successful Bidders under the Offer, described in “ Offer Procedure ” on page 602
Bid	An indication to make an offer during the Bid/Offer Period by an ASBA Bidder pursuant to the submission of an ASBA form, or on the Anchor Investor Bidding Date by an Anchor Investor, pursuant to submission of a Bid cum Application Form, to subscribe to or purchase our Equity Shares at a price within the Price Band, including all revisions and modifications thereto, to the extent permissible under the SEBI ICDR Regulations and in terms of this Red Herring Prospectus and the Bid cum Application Form. The term ‘Bidding’ shall be construed accordingly
Bid Amount	The highest value of optional Bids indicated in the Bid cum Application Form and payable by the Bidder or blocked in the ASBA Account of the ASBA Bidder, as the case may be, upon submission of the Bid in the Offer, as applicable
	In the case of Retail Individual Investors Bidding at the Cut-off Price, the Bid Amount is the Cap Price multiplied by the number of Equity Shares Bid for by such Retail Individual Investor and mentioned in the Bid cum Application Form
	Eligible Employees applying in the Employee Reservation Portion can apply at the Cut-Off Price (net of Employee Discount) and the Bid Amount shall be Cap Price, multiplied by the number of Equity Shares Bid by such Eligible Employee and mentioned in the Bid cum Application Form. The maximum Bid Amount under the Employee Reservation Portion by an Eligible Employee shall not exceed ₹500,000 (net of Employee Discount). However, the initial Allotment to an Eligible Employee in the Employee Reservation Portion shall not

Term	Description
	exceed ₹200,000 (net of Employee Discount). Only in the event of under-subscription in the Employee Reservation Portion, the unsubscribed portion will be available for allocation and Allotment, proportionately to all Eligible Employees who have Bid in excess of ₹200,000 (net of Employee Discount), subject to the maximum value of Allotment made to such Eligible Employee not exceeding ₹500,000 (net of Employee Discount)
Bid cum Application Form	The form in terms of which the Bidder shall make a Bid, including an ASBA Form and a Anchor Investor Application Form, and which shall be considered as the application for the Allotment pursuant to the terms of this Red Herring Prospectus and the Prospectus
Bid Lot	[●] Equity Shares and in multiples of [●] Equity Shares thereafter
Bid/Offer Closing Date	Except in relation to any Bids received from the Anchor Investors, the date after which the Designated Intermediaries shall not accept any Bid, being August 8, 2024, which shall be published in all editions of The Financial Express (a widely circulated English national daily newspaper), all editions of Jansatta (a widely circulated Hindi national daily newspaper) and Pune edition of Loksatta (a widely circulated Marathi daily newspaper, Marathi being the regional language of Maharashtra, India, where our Registered and Corporate Office is located) and in case of any revision, the extended Bid/Offer Closing Date shall also be notified on the website and terminals of the Members of the Syndicate and communicated to the designated intermediaries and the Sponsor Bank(s), as required under the SEBI ICDR Regulations. Our Company in consultation with the BRLMs, may consider closing the Bid/Offer Period for QIBs one Working Day prior to the Bid/Offer Closing Date in accordance with the SEBI ICDR Regulations.
Bid/Offer Opening Date	Except in relation to any Bids received from the Anchor Investors, the date on which the Designated Intermediaries shall start accepting Bids, being August 6, 2024, which shall be published in all editions of The Financial Express (a widely circulated English national daily newspaper), all editions of Jansatta (a widely circulated Hindi national daily newspaper) and Pune edition of Loksatta (a widely circulated Marathi daily newspaper, Marathi being the regional language of Maharashtra, India, where our Registered and Corporate Office is located)
Bid/Offer Period	Except in relation to any Bids received from the Anchor Investors, the period between the Bid/Offer Opening Date and the Bid/Offer Closing Date, inclusive of both days during which prospective Bidders (excluding Anchor Investors) can submit their Bids, including any revisions thereof in accordance with the SEBI ICDR Regulations and the terms of this Red Herring Prospectus.
Bidder	Any prospective investor who makes a Bid pursuant to the terms of this Red Herring Prospectus and the Bid cum Application Form and unless otherwise stated or implied, and includes an Anchor Investor
Bidding Centres	Centres at which the Designated Intermediaries shall accept the Bid cum Application Forms, being the Designated SCSB Branches for SCSBs, Specified Locations for the Syndicate, Broker Centres for Registered Brokers, Designated RTA Locations for RTAs and Designated CDP Locations for CDPs
BofA Securities	BofA Securities India Limited
Book Building Process	The book building process as described in Part A of Schedule XIII of the SEBI ICDR Regulations, in terms of which the Offer is being made
Book Running Lead Managers/BRLMs	The book running lead managers to the Offer, in this case being Kotak, Morgan Stanley, BofA Securities, JM Financial and Avendus Capital
Broker Centres	Broker centres of the Registered Brokers where ASBA Bidders can submit the ASBA Forms (in case of RIIs only ASBA Forms under UPI) to a Registered Broker. The details of such broker centres, along with the names and contact details of the Registered Brokers, are available on the respective websites of the Stock Exchanges at www.bseindia.com and www.nseindia.com , and updated from time to time
Cap Price	The higher end of the Price Band above which the Offer Price and Anchor Investor Offer Price will not be finalised and above which no Bids will be accepted, including any revisions thereof. The Cap Price will be (i) less than or equal to 120% of the Floor Price, and (ii) at least 105% of the Floor Price
Cash Escrow and Sponsor Bank Agreement	The agreement dated July 30, 2024 entered into amongst our Company, the Selling Shareholders, the Syndicate Members, the Registrar to the Offer, the BRLMs and the Banker(s) to the Offer for, among other things, appointment of the Escrow and Sponsor Bank(s), collection of the Bid Amounts from the Anchor Investors, transfer of funds to the Public Offer Account, and where applicable, remitting refunds, if any, to such Bidders, on the terms and conditions thereof.
Client ID	Client identification number maintained with one of the Depositories in relation to the demat account.

Term	Description
Collecting Depository Participants/CDPs	A depository participant, as defined under the Depositories Act, 1996 and registered under SEBI Act and who is eligible to procure Bids at the Designated CDP Locations in terms of circular no. CIR/CFD/POLICYCELL/11/2015 dated November 10, 2015 and the UPI Circulars, issued by SEBI and the Stock Exchanges, as per the list available on the websites of the Stock Exchanges, www.bseindia.com and www.nseindia.com, as updated from time to time
Collecting Registrar and Share Transfer Agents/RTAs	Registrar and share transfer agents registered with SEBI and eligible to procure Bids at the Designated RTA Locations in terms of circular no. (CIR/CFD/POLICYCELL/11/2015) dated November 10, 2015 issued by SEBI as per the list available on the respective websites of the Stock Exchanges (www.bseindia.com and www.nseindia.com), as updated from time to time, as updated from time to time and the UPI Circulars
Confirmation of Allocation Note/CAN	Notice or intimation of allocation of the Equity Shares to be sent to Anchor Investors, who have been allocated the Equity Shares, on or after the Anchor Investor Bidding Date
Cut-off Price	The Offer Price, finalised by our Company in consultation with the BRLMs, which shall be any price within the Price Band. Only Retail Individual Investors Bidding under the Retail Category and Eligible Employees Bidding in the Employee Reservation Portion are entitled to Bid at the Cut-off Price. QIBs (including Anchor Investors) and Non-Institutional Investors are not entitled to Bid at the Cut-off Price
Demographic Details	The details of the Bidders including the Bidder's address, name of the Bidder's father/husband, investor status, occupation, bank account details and UPI ID, as applicable
Designated CDP Locations	Such centres of the Collecting Depository Participants where ASBA Bidders can submit the ASBA Forms (in case of UPI Bidders only ASBA Forms under UPI). The details of such Designated CDP Locations, along with the names and contact details of the CDPs eligible to accept ASBA Forms are available on the respective websites of the Stock Exchanges (www.bseindia.com and www.nseindia.com) and updated from time to time
Designated Date	The date on which the funds from the Escrow Account are transferred to the Public Offer Account or the Refund Account, as appropriate, and the relevant amounts blocked in the ASBA Accounts are transferred to the Public Offer Account(s) and/or are unblocked, as applicable, in terms of this Red Herring Prospectus and the Prospectus, after finalization of the Basis of Allotment in consultation with the Designated Stock Exchange, following which the Board of Directors may Allot Equity Shares to successful Bidders in the Offer
Designated Intermediaries	SCSBs, Syndicate, Sub-Syndicate, Registered Brokers, CDPs and RTAs who are authorised to collect ASBA Forms from the ASBA Bidders, in relation to the Offer.
Designated RTA Locations	Such centres of the RTAs where ASBA Bidders can submit the ASBA Forms (in case of UPI Bidders, only ASBA Forms under UPI). The details of such Designated RTA Locations, along with the names and contact details of the RTAs eligible to accept ASBA Forms are available on the respective websites of the Stock Exchanges (www.bseindia.com and www.nseindia.com) and updated from time to time
Designated SCSB Branches	Such branches of the SCSBs which shall collect the ASBA Forms used by the Bidders, a list of which is available on the website of SEBI at http://www.sebi.gov.in/sebiweb/other/OtherAction.do?doRecognisedFpi=yes&intmId=35 , updated from time to time, or at such other website as may be prescribed by SEBI from time to time
Designated Stock Exchange	NSE
Draft Red Herring Prospectus/DRHP	The draft red herring prospectus dated April 29, 2024 filed with SEBI and Stock Exchanges and issued in accordance with the SEBI ICDR Regulations, which does not contain complete particulars of the price at which our Equity Shares will be Allotted and the size of the Offer
Employee Discount	Our Company, in consultation with the BRLMs, may offer a discount of up to 10% on the Offer Price (equivalent of ₹ [●] per Equity Share) to Eligible Employees which shall be announced at least two Working Days prior to the Bid / Offer Opening Date
Eligible Employees	Permanent employees of our Company or of our Subsidiaries (excluding such employees not eligible to invest in the Offer under applicable laws, rules, regulations and guidelines), as on the date of filing this Red Herring Prospectus with the RoC and who continue to be a permanent employee of our Company or our Subsidiaries until the submission of the ASBA Form and is a citizen of India and is a person resident in India (under the FEMA) as on the date of submission of the ASBA Form; or Directors of our Company who are citizens of India and persons resident in India (under the FEMA), whether whole-time or otherwise, not holding either himself/herself or through their relatives or through any body corporate, directly or indirectly, more than 10% of the outstanding Equity Shares (excluding Directors not eligible to invest in the Offer under applicable laws, rules, regulations and guidelines) as of the date of filing of this Red Herring Prospectus with the RoC and who continues to be a Director of our Company until submission of the ASBA Form as on the date of submission of the ASBA Form

Term	Description
	The maximum Bid Amount under the Employee Reservation Portion by an Eligible Employee shall not exceed ₹500,000 (net of Employee Discount). However, the initial Allotment to an Eligible Employee in the Employee Reservation Portion shall not exceed ₹200,000 (net of Employee Discount). Only in the event of an under-subscription in the Employee Reservation Portion post initial Allotment, such unsubscribed portion may be Allotted on a proportionate basis to Eligible Employees Bidding in the Employee Reservation Portion, for a value in excess of ₹200,000 (net of Employee Discount), subject to the total Allotment to an Eligible Employee not exceeding ₹500,000 (net of Employee Discount)
Eligible FPI(s)	FPIs that are eligible to participate in this Offer in terms of applicable laws, other than individuals, corporate bodies and family offices
Eligible NRI(s)	A non-resident Indian, resident in a jurisdiction outside India where it is not unlawful to make an offer or invitation under the Offer and in relation to whom this Red Herring Prospectus and the Bid Cum Application Form constitutes an invitation to subscribe or purchase for the Equity Shares
Employee Reservation Portion	The portion of the Offer being up to [●] Equity Shares aggregating up to ₹ 30.00 million which shall not exceed 5% of the post Offer Equity Share capital of our Company, available for allocation to Eligible Employees, on a proportionate basis
Escrow Account(s)	Account(s) opened with the Escrow Collection Bank for the Offer and in whose favour the Anchor Investors will transfer money through direct credit or NEFT or RTGS or NACH in respect of the Bid Amount when submitting a Bid
Escrow Collection Bank	A bank, which is a clearing member and registered with SEBI as a banker to an issue under the SEBI BTI Regulations and with whom the Escrow Account has been opened, in this case being HDFC Bank Limited
First Bidder	The Bidder whose name appears first in the Bid cum Application Form or the Revision Form and in case of joint Bids, whose name appears as the first holder of the beneficiary account held in joint names
Floor Price	The lower end of the Price Band, subject to any revisions thereof, at or above which the Offer Price and the Anchor Investor Offer Price will be finalised and below which no Bids will be accepted and which shall not be less than the face value of the Equity Shares
Fresh Issue	Fresh issue of [●] Equity Shares aggregating up to ₹16,660.00 million by our Company
General Information Document/GID	The general information document for investing in public issues, prepared and issued in accordance with the circular (SEBI/HO/CFD/DIL1/CIR/P/2020/37) dated March 17, 2020 and the circular (SEBI/HO/CFD/DIL2/CIR/P/2020/50) dated March 30, 2020 notified by SEBI and the UPI Circulars and any subsequent circulars or notifications issued by SEBI, as amended from time to time. The General Information Document shall be available on the websites of the Stock Exchanges and the BRLMs
JM Financial	JM Financial Limited
Kotak	Kotak Mahindra Capital Company Limited
Monitoring Agency	ICRA Limited
Monitoring Agency Agreement	The agreement dated July 30, 2024 entered into between our Company and the Monitoring Agency
Morgan Stanley	Morgan Stanley India Company Private Limited
Mutual Fund Portion	5% of the Net QIB Category or [●] Equity Shares which shall be available for allocation to Mutual Funds only, on a proportionate basis, subject to valid Bids being received at or above the Offer Price
Net Offer	The Offer, less the Employee Reservation Portion
Net Proceeds	Proceeds of the Fresh Issue less our Company's share of the Offer expenses. For further details regarding the use of the Net Proceeds and the Offer expenses, see " <i>Objects of the Offer</i> " on page 184
Net QIB Category	The QIB Category less the number of Equity Shares Allotted to Anchor Investors
Non-Institutional Category	The portion of the Offer being not more than 15% of the Net Offer, or [●] Equity Shares, available for allocation to Non-Institutional Investors, subject to valid Bids being received at or above the Offer Price, of which one-third shall be available for allocation to Bidders with an application size of more than ₹200,000 and up to ₹1,000,000 and two-thirds shall be available for allocation to Bidders with an application size of more than ₹1,000,000 in accordance with the SEBI ICDR Regulations, subject to valid Bids being received at or above the Offer Price
Non-Institutional Investors/NIIs	Bidders that are not QIBs or RIIs or the Eligible Employees Bidding in the Employee Reservation Portion, and who have Bid for Equity Shares for an amount more than ₹ 200,000 (but not including NRIs other than Eligible NRIs)

Term	Description
Offer	The initial public offer of [●] Equity Shares of face value of ₹2 each for cash at a price of ₹[●] per Equity Share (including a share premium of ₹[●] per Equity Share) aggregating to ₹[●] million comprising a Fresh Issue of [●] Equity Shares aggregating up to ₹16,660.00 million and an Offer for Sale of up to 54,359,733 Equity Shares aggregating to ₹[●] million by the Selling Shareholders
Offer Agreement	The agreement dated April 29, 2024 read along with the amendment agreement dated July 13, 2024, entered into among our Company, the Selling Shareholders and the BRLMs, based on which certain arrangements are agreed to in relation to the Offer
Offer for Sale	The offer for sale of up to 54,359,733 Equity Shares aggregating to ₹[●] million by the Selling Shareholders in the Offer. For further information, see “ <i>The Offer</i> ” on page 143
Offer Price	The final price at which Equity Shares will be Allotted to the successful Bidders (except Anchor Investors), as determined in accordance with the Book Building Process and determined by our Company in consultation with the BRLMs, on the Pricing Day, in terms of this Red Herring Prospectus. Equity Shares will be Allotted to Anchor Investors at the Anchor Investor Offer Price in terms of this Red Herring Prospectus A discount of up to 10 % on the Offer Price (equivalent of ₹[●] per Equity Share) may be offered to Eligible Employees Bidding in the Employee Reservation Portion. This Employee Discount, will be decided by our Company in consultation with the BRLMs
Offered Shares	The Equity Shares offered by the Selling Shareholders in the Offer by way of Offer for Sale
Price Band	Price band ranging from a Floor Price of ₹[●] per Equity Share to a Cap Price of ₹[●] per Equity Share, including revisions thereof, if any. The Price Band will be decided by our Company in consultation with the BRLMs, and the minimum Bid Lot size will be decided by our Company in consultation with the BRLMs, and advertised in all editions of The Financial Express (a widely circulated English national daily newspaper), all editions of Jansatta (a widely circulated Hindi national daily newspaper) and Pune edition of Loksatta (a widely circulated Marathi daily newspaper, Marathi being the regional language of Maharashtra, India, where our Registered and Corporate Office is situated), at least two Working Days prior to the Bid/Offer Opening Date, with the relevant financial ratios calculated at the Floor Price and at the Cap Price and shall be made available to the Stock Exchanges for the purpose of uploading on their websites
Pricing Date	The date on which our Company in consultation with the BRLMs, shall finalize the Offer Price
Prospectus	The prospectus to be filed with the RoC for this Offer on or after the Pricing Date in accordance with the provisions of Sections 26 and 32 of the Companies Act 2013 and the SEBI ICDR Regulations, containing the Offer Price, the size of the Offer and certain other information, including any addenda or corrigenda thereto
Public Offer Account	The bank account opened with the Public Offer Account Bank under Section 40(3) of the Companies Act 2013 to receive monies from the Escrow Account(s) and the ASBA Accounts on the Designated Date
Public Offer Account Bank	The bank, which is a clearing member and registered with SEBI as a banker to an issue under the SEBI BTI Regulations, with whom the Public Offer Account has been opened for collection of Bid Amounts from the Escrow Account(s) and ASBA Accounts on the Designated Date, in this case being Kotak Mahindra Bank Limited
QIB Category	The portion of the Offer, being not less than 75% of the Net Offer, or [●] Equity Shares, which shall be available for allocation to QIBs on a proportionate basis, including the Anchor Investor Portion (in which allocation shall be on a discretionary basis, as determined by our Company in consultation with the BRLMs), subject to valid Bids being received at or above the Offer Price or the Anchor Investor Offer Price (for Anchor Investors)
Qualified Institutional Buyers or QIBs	A qualified institutional buyer as defined under Regulation 2(1)(ss) of the SEBI ICDR Regulations
Red Herring Prospectus or RHP	This red herring prospectus dated July 30, 2024 being issued in accordance with Section 32 of the Companies Act 2013 and the SEBI ICDR Regulations, which does not have complete particulars of the price at which the Equity Shares shall be Allotted and which has been filed with the RoC and will become the Prospectus after filing with the RoC after the Pricing Date, including any addenda or corrigenda thereto
Refund Account	The account opened with the Refund Bank from which refunds, if any, of the whole or part of the Bid Amount shall be made to Anchor Investors
Refund Bank	The bank which is a clearing member registered with SEBI under the SEBI BTI Regulations, with whom the Refund Account has been opened, in this case being HDFC Bank Limited
Registered Brokers	Stock brokers registered with SEBI and the stock exchanges having nationwide terminals, other than the members of the Syndicate and eligible to procure Bids in terms of circular (CIR/CFD/14/2012) dated October 4, 2012 and the UPI Circulars, issued by SEBI

Term	Description
Registrar Agreement	The agreement dated April 29, 2024, entered into among our Company, the Selling Shareholders and the Registrar to the Offer in relation to the responsibilities and obligations of the Registrar to the Offer pertaining to the Offer
Registrar to the Offer	Link Intime India Private Limited
Retail Category	The portion of the Offer, being not more than 10% of the Net Offer, or [●] Equity Shares, available for allocation to Retail Individual Investors in accordance with the SEBI ICDR Regulations, subject to valid Bids being received at or above the Offer Price
Retail Individual Investors/RIIs	Individual Bidders, whose Bid Amount for Equity Shares in the Offer is not more than ₹200,000 in any of the bidding options in the Offer (including HUFs applying through their karta and Eligible NRIs and does not include NRIs other than Eligible NRIs)
Revision Form	The form used by the Bidders to modify the quantity of Equity Shares or the Bid Amount in any of their Bid cum Application Forms or any previous Revision Form(s), as applicable. QIBs Bidding in the QIB category and Non-Institutional Investors Bidding in the Non-Institutional category are not permitted to withdraw their Bid(s) or lower the size of their Bid(s) (in terms of quantity of Equity Shares or the Bid Amount) at any stage. Retail Individual Investors and Eligible Employees Bidding in the Employee Reservation Portion can revise their Bids during the Bid/ Offer Period and withdraw their Bids until the Bid/ Offer Closing Date
Self-Certified Syndicate Banks/SCSBs	The banks registered with SEBI, offering services in relation to ASBA (other than through UPI Mechanism), a list of which is available on the website of SEBI at www.sebi.gov.in/sebiweb/other/OtherAction.do?doRecognisedFpi=yes&intmId=34 or www.sebi.gov.in/sebiweb/other/OtherAction.do?doRecognisedFpi=yes&intmId=35 , as applicable, or such other website as updated from time to time, and (ii) The banks registered with SEBI, enabled for UPI Mechanism, a list of which is available on the website of SEBI at www.sebi.gov.in/sebiweb/other/OtherAction.do?doRecognisedFpi=yes&intmId=40 , or such other website as updated from time to time
	Applications through UPI in the Offer can be made only through the SCSBs mobile applications (apps) whose name appears on SEBI website. A list of SCSBs and mobile application, which, are live for applying in public issues using UPI Mechanism is appearing in the “list of mobile applications for using UPI in public issues” displayed on SEBI website at www.sebi.gov.in/sebiweb/other/OtherAction.do?doRecognisedFpi=yes&intmId=43 . The said list shall be updated on SEBI website
Share Escrow Agent	Escrow agent appointed pursuant to the Share Escrow Agreement, in this case being Link Intime India Private Limited
Share Escrow Agreement	The agreement dated July 18, 2024 entered into among the Selling Shareholders, our Company and the Share Escrow Agent in connection with the transfer of the respective portion of Equity Shares being offered by each Selling Shareholder in the Offer for Sale portion of the Offer and credit of such Equity Shares to the demat account of the Allottees
Specified Locations	Bidding Centres where the Syndicate shall accept Bid cum Application Forms, a list of which will be included in the Bid cum Application Form
Sponsor Bank(s)	The Banker(s) to the Offer registered with SEBI, which have been appointed by our Company to act as a conduit between the Stock Exchanges and NPCI in order to push the UPI Mandate Request by a UPI Bidder in accordance with the UPI Mechanism and carry out other responsibilities, in terms of the UPI Circulars, in this case being HDFC Bank Limited and Kotak Mahindra Bank Limited
Stock Exchanges	Together, BSE and NSE
Sub-Syndicate Members	The sub-syndicate members, if any, appointed by the BRLMs and the Syndicate Members, to collect ASBA Forms and Revision Forms.
Syndicate Agreement	The agreement dated July 30, 2024 entered into among the members of the Syndicate, our Company, the Selling Shareholders and the Registrar to the Offer in relation to the collection of Bid cum Application Forms by the Syndicate
Syndicate Members	Intermediaries registered with SEBI and permitted to carry out activities as an underwriter, in this case being JM Financial Services Limited, Kotak Securities Limited and Spark Institutional Equities Private Limited
Syndicate or members of the Syndicate	Together, the BRLMs and the Syndicate Members
Underwriters	[●]
Underwriting Agreement	The agreement to be entered into among our Company, the Selling Shareholders, the Registrar to the Offer and the Underwriters, on or after the Pricing Date but before filing of the Prospectus
UPI	Unified Payments Interface which is an instant payment mechanism, developed by NPCI
UPI Bidders	Collectively, individual investors applying as (i) Retail Individual Investors in the Retail Category; (ii) Eligible Employees in the Employee Reservation Portion; and (iii) Non-Institutional Investors with an application size of up to ₹500,000 in the Non-Institutional

Term	Description
	Category
	Pursuant to SEBI circular no. SEBI/HO/CFD/DIL2/P/CIR/P/2022/45 dated April 5, 2022, all individual investors applying in public issues where the application amount is up to ₹ 500,000 shall use UPI and shall provide their UPI ID in the bid-cum-application form submitted with: (i) a syndicate member, (ii) a stock broker registered with a recognized stock exchange (whose name is mentioned on the website of the stock exchange as eligible for such activity), (iii) a depository participant (whose name is mentioned on the website of the stock exchange as eligible for such activity), and (iv) a registrar to an issue and share transfer agent (whose name is mentioned on the website of the stock exchange as eligible for such activity).
UPI Circulars	SEBI circular number SEBI/HO/CFD/DIL2/CIR/P/2018/138 dated November 1, 2018, SEBI circular number SEBI/HO/CFD/DIL2/CIR/P/2019/50 dated April 3, 2019, SEBI circular number SEBI/HO/CFD/DIL2/CIR/P/2019/76 dated June 28, 2019, SEBI circular number SEBI/HO/CFD/DIL2/CIR/P/2019/85 dated July 26, 2019, SEBI circular number SEBI/HO/CFD/DCR2/CIR/P/2019/133 dated November 8, 2019, SEBI circular number SEBI/HO/CFD/DIL2/CIR/P/2020 dated March 30, 2020, SEBI circular number SEBI/HO/CFD/DIL2/CIR/P/2021/2480/1/M dated March 16, 2021, SEBI circular number SEBI/HO/CFD/DIL1/CIR/P/2021/47 dated March 31, 2021, SEBI circular number SEBI/HO/CFD/DIL2/P/CIR/2021/570 dated June 2, 2021, SEBI circular number SEBI/HO/CFD/DIL2/P/CIR/P/2022/45 dated April 5, 2022, SEBI circular number SEBI/HO/CFD/DIL2/CIR/P/2022/51 dated April 20, 2022, SEBI circular number SEBI/HO/CFD/DIL2/P/CIR/2022/75 dated May 30, 2022, SEBI master circular number SEBI/HO/CFD/PoD-2/P/CIR/2023/00094 dated June 21, 2023 SEBI circular number SEBI/HO/CFD/TPD1/CIR/P/2023/140 dated August 9, 2023 along with the circular issued by the NSE having reference no. 25/2022 dated August 3, 2022 and the notice issued by BSE having reference no. 20220803-40 dated August 3, 2022 and any subsequent circulars or notifications issued by SEBI or the Stock Exchanges in this regard.
UPI ID	ID created on the UPI for single-window mobile payment system developed by the NPCI
UPI Mandate Request	A request (intimating the UPI Bidders, by way of a notification on the UPI linked mobile application and by way of an SMS directing the UPI Bidders to such UPI linked mobile application) to the UPI Bidders initiated by the Sponsor Bank(s) to authorize blocking of funds equivalent to the Bid Amount in the relevant ASBA Account through the UPI linked mobile application, and the subsequent debit of funds in case of Allotment
UPI Mechanism	The Bidding mechanism that may be used by UPI Bidders to make Bids in the Offer in accordance with the UPI Circulars
UPI PIN	Password to authenticate UPI transaction
Working Day(s)	All days on which commercial banks in Mumbai, Maharashtra, India are open for business, provided however, for the purpose of announcement of the Price Band and the Bid/Offer Period, "Working Day" shall mean all days, excluding all Saturdays, Sundays and public holidays on which commercial banks in Mumbai, Maharashtra, India are open for business and the time period between the Bid/Offer Closing Date and listing of the Equity Shares on the Stock Exchanges, "Working Day" shall mean all trading days of the Stock Exchanges excluding Sundays and bank holidays in India, as per the circulars issued by SEBI from time to time

Conventional and General Terms and Abbreviations

Term	Description
2019 Draft Policy	The Draft E-Commerce Policy, 2019
Adjusted EBITDA	Adjusted Earnings before interest, tax, depreciation and amortization is calculated as the restated profit for the period or year plus tax expense, finance cost, depreciation and amortization expenses less other income, exceptional items income (net), plus Employee Share-Based Payment Expenses, Deal related cost, Salaries, wages, bonus and other allowances accounted as per para B55 of Ind AS 103
Adjusted EBITDA Margin	Adjusted EBITDA as a percentage of revenue from operations
Air Act	The Air (Prevention and Control of Pollution) Act, 1981
AGM	Annual general meeting of shareholders under the Companies Act 2013
AIF(s)	Alternative Investment Funds as defined in and registered with SEBI under the SEBI AIF Regulations
ASCI	Advertising Standards Council of India
ASM	Additional surveillance measures
Banking Regulation Act	The Banking Regulation Act, 1949
Battery Rules	The Battery Waste Management Rules, 2022
BIS	Bureau of Indian Standards

Term	Description
BIS Act	The Bureau of Indian Standards Act, 2016
BIS Regulations, 2018	The Bureau of Indian Standards (Conformity Assessment) Regulations, 2018
Bn/bn	Billion
BSE	The BSE Limited
CAGR	Compounded Annual Growth Rate
CDSL	Central Depository Services (India) Limited
CGU	Cash-generating units
CIN	Corporate Identity Number
Client ID	Client identification number of the Bidder's beneficiary account
Companies Act 1956	The erstwhile Companies Act, 1956 read with the rules, regulations, clarifications and modifications thereunder
Companies Act 2013	The Companies Act, 2013 read with rules, regulations, clarifications and modifications thereunder
Competition Act	The Competition Act, 2002
Consolidated FDI Policy	The Consolidated FDI Policy, effective from October 15, 2020, issued by the DPIIT, and any modifications thereto or substitutions thereof, issued from time to time
Consumer Protection Act	The Consumer Protection Act, 2019
Copyright Act	The Copyright Act, 1957
COVID – 2019/COVID-19	A public health emergency of international concern as declared by the World Health Organization on January 30, 2020 and a pandemic on March 11, 2020
CPC	The Code of Civil Procedure, 1908
CSR	Corporate social responsibility
Data Protection Act	The Digital Personal Data Protection Act, 2023
DCA	Drugs and Cosmetics Act, 1940
DCA Rules	Drugs and Cosmetics Rules, 1945
Depositories Act	The Depositories Act, 1996, read with the rules, regulations, clarifications and modifications thereunder
Depository	A depository registered with the SEBI under the Securities and Exchange Board of India (Depositories and Participants) Regulations, 1996
Design Act	The Design Act, 2000
DIN	Director Identification Number
DOA	Deed of adherence
DoIT	Department of Information Technology
DP ID	Depository Participant's identity number
DP/Depository Participant	A depository participant as defined under the Depositories Act
DPIIT	Department for Promotion of Industry and Internal Trade, Ministry of Commerce and Industry (formerly <i>Department of Industrial Policy and Promotion</i>), GoI
EBITDA (excluding other income)	Earnings before interest, tax, depreciation and amortization is calculated as the restated profit for the period or year plus tax expense, finance cost, depreciation and amortization expenses less other income
EBITDA Margin (excluding other income)	EBITDA (excluding other income) as a percentage of revenue from operations
ECL	Expected credit loss
E-Commerce Rules	The Consumer Protection (E-Commerce) Rules, 2020
EGM	Extra-ordinary general meeting
EPA	The Environment (Protection) Act, 1986
EPR	The Environment (Protection) Rules, 1986
EPS	Earnings per share
ESIC	Employees' State Insurance Corporation
ESG	Environmental, Social and Governance
EXIM	Export-import
E-Waste Rules	The E-Waste Management Rules, 2022
FCNR Account	Foreign Currency Non Resident (Bank) account established in accordance with the provisions of FEMA
FDI	Foreign direct investment
FEMA	The Foreign Exchange Management Act, 1999 read with rules and regulations thereunder
FEMA Rules	The Foreign Exchange Management (Non-debt Instruments) Rules, 2019
Financial Year/Fiscal/Fiscal Year	The period of 12 months commencing on April 1 of the immediately preceding calendar year and ending on March 31 of that particular calendar year
FIR	First information report
FPIs	Foreign portfolio investor registered with SEBI pursuant to the SEBI FPI Regulations
Fraudulent Borrower	Fraudulent borrower as defined under Regulation 2(1)(III) of the SEBI ICDR Regulations
FSSA	The Food Safety and Standards Act, 2006

Term	Description
FSSAI	Food Safety and Standards Authority of India
FTA	The Foreign Trade (Development and Regulation) Act, 1992
Fugitive Economic Offender	An individual who is declared a fugitive economic offender under section 12 of the Fugitive Economic Offenders Act, 2018
FVCI	Foreign venture capital investors registered with SEBI pursuant to the SEBI FVCI Regulations
FVOCI	Fair value through other comprehensive income
FVTPL	Fair value through profit and loss
GDP	Gross Domestic Product
GoI/Central Government/Indian Government	The Government of India
Gross Margin	Revenue from operations less Materials Cost
Gross Margin %	Gross Margin as a percentage of revenue from operations
GSM	Graded surveillance measures
HUF(s)	Hindu undivided family(ies)
ICAI	Institute of Chartered Accountants of India
ICAI Guidance Note on Company Prospectus	Guidance Note on Reports in Company Prospectuses (Revised 2019) issued by the Institute of Chartered Accountants of India
IEC	Importer-exporter code number
IFRS	The International Financial Reporting Standards issued by the International Accounting Standard Board
IMS Act	The Infant Milk Substitutes, Feeding Bottles and Infant Foods (Regulation of Production, Supply and Distribution) Act, 1992
Income Tax Act	The Income Tax Act, 1961
Ind AS	The Indian Accounting Standards notified under Section 133 of the Companies Act 2013 read with Companies (Indian Accounting Standards) Rules, 2015 and other relevant provisions of the Companies Act 2013
Ind AS 24	The Indian Accounting Standard 24, “Related Party Disclosures”, notified under Section 133 of the Companies Act 2013 read with Companies (Indian Accounting Standards) Rules, 2015
Ind AS 37	The Indian Accounting Standard 37, “Provisions, Contingent Liabilities and Contingent Assets”, notified under Section 133 of the Companies Act 2013 read with Companies (Indian Accounting Standards) Rules, 2015.
Ind AS 115	The Indian Accounting Standard 115, “Revenue from Contracts with Customers”, notified under Section 133 of the Companies Act 2013 read with Companies (Indian Accounting Standards) Rules, 2015.
Ind AS 116	The Indian Accounting Standard 116, “Leases”, notified under Section 133 of the Companies Act 2013 read with Companies (Indian Accounting Standards) Rules, 2015.
Ind AS Rules	The Companies (Indian Accounting Standards) Rules, 2015, as amended
Indian GAAP	Generally Accepted Accounting Principles in India notified under Section 133 of the Companies Act 2013 and read together with paragraph 7 of the Companies (Accounts) Rules, 2014 and Companies (Accounting Standards) Amendment Rules, 2016
INR/Indian Rupees/Rupee/₹/Rs.	Indian Rupee, the official currency of the Republic of India
IPO	Initial public offering
IRDAI	The Insurance Regulatory and Development Authority of India
IRDA Investment Regulations	The Insurance Regulatory and Development Authority of India (Investment) Regulations, 2016
IRWA	The Indecent Representation of Women (Prohibition) Act, 1986
IST	Indian Standard Time
IT Act	The Information Technology Act, 2000
IT Intermediary Rules	The Information Technology (Intermediaries Guidelines and Digital Media Ethics Code) Rules, 2021
IT Security Rules	The Information Technology (Reasonable Security Practices and Procedures and Sensitive Personal Data or Information) Rules, 2011
KPI	Key performance indicators
KSA/Saudi Arabia	Kingdom of Saudi Arabia
LM Act	The Legal Metrology Act, 2009
Materials Cost	Cost of materials consumed plus purchases of stock-in-trade plus changes in inventories of stock-in-trade, finished goods and work in progress
MCA	The Ministry of Corporate Affairs, Government of India
MSME	Micro, small or a medium enterprise
Mutual Funds	Mutual funds registered with the SEBI under the Securities and Exchange Board of India (Mutual Funds) Regulations, 1996
NACH	National Automated Clearing House

Term	Description
NAV	Net asset value, being the total equity attributable to equity holders of the parent divided by weighted average numbers of equity shares outstanding during the year for basic EPS
NBFC-SI	Systemically important non-banking financial company
Non-GAAP	Non-generally accepted accounting principle
NR/Non-Resident	A person resident outside India, as defined under the FEMA and includes an NRI
NRE	Non-Resident External
NRI	Non-Resident Indian
NRO	Non-Resident Ordinary
NSDL	National Securities Depository Limited
NSE	The National Stock Exchange of India Limited
OCB/Overseas Corporate Body	A company, partnership, society or other corporate body owned directly or indirectly to the extent of at least 60% by NRIs including overseas trusts, in which not less than 60% of beneficial interest is irrevocably held by NRIs directly or indirectly and which was in existence on October 3, 2003 and immediately before such date had taken benefits under the general permission granted to OCBs under FEMA. OCBs are not allowed to invest in the Offer
OCI	Other comprehensive income
Occupational Conditions Code	The Occupational Safety, Health and Working Conditions Code, 2020
Packaged Commodity Rules	The Legal Metrology (Packaged Commodities) Rules, 2011
PAN	Permanent account number
PAT	Profit after tax
PCB	Pollution Control Board
P/E Ratio	Price/Earnings Ratio
PWM	Plastic Waste Management Rules, 2016
RBI	Reserve Bank of India
Regulation S	Regulation S under the U.S. Securities Act
RoNW	Return on Net Worth, being profit/(loss) attributable to equity holders of the parent divided by total equity attributable to equity holders of the parent
RTGS	Real Time Gross Settlement
Rule 144A	Rule 144A under the U.S. Securities Act
SCRA	The Securities Contracts (Regulation) Act, 1956
SCRR	The Securities Contracts (Regulation) Rules, 1957
SEBI	The Securities and Exchange Board of India constituted under section 3 of the SEBI Act
SEBI Act	The Securities and Exchange Board of India Act, 1992
SEBI AIF Regulations	The Securities and Exchange Board of India (Alternative Investment Funds) Regulations, 2012
SEBI BTI Regulations	The Securities and Exchange Board of India (Bankers to an Issue) Regulations, 1994
SEBI FPI Regulations	The Securities and Exchange Board of India (Foreign Portfolio Investors) Regulations, 2019
SEBI FVCI Regulations	The Securities and Exchange Board of India (Foreign Venture Capital Investor) Regulations, 2000
SEBI ICDR Regulations	The Securities and Exchange Board of India (Issue of Capital and Disclosure Requirements) Regulations, 2018
SEBI Listing Regulations	The Securities and Exchange Board of India (Listing Obligations and Disclosure Requirements) Regulations, 2015
SEBI Merchant Bankers Regulations	The Securities and Exchange Board of India (Merchant Bankers) Regulations, 1992
SEBI SBEBSE Regulations	The Securities and Exchange Board of India (Share Based Employee Benefits and Sweat Equity) Regulations, 2021
SEBI Takeover Regulations	The Securities and Exchange Board of India (Substantial Acquisition of Shares and Takeovers) Regulations, 2011
SFIO	Serious Fraud Investigation Office
State PCB	The State Pollution Control Board
STT	Securities Transaction Tax
Toys Quality Control Order	The Toys (Quality Control) Order, 2020
Trademark Act	The Trade Marks Act, 1999
Trademark Amendment Act	The Trade Marks (Amendment) Act, 2010
UAE/ United Arab Emirates	Federation of the United Arab Emirates
U.S. GAAP	Generally Accepted Accounting Principles in the United State of America
U.S. Securities Act	The U.S. Securities Act of 1933, as amended
US\$/USD/US Dollar	United States Dollar, the official currency of the United States of America
USA/U.S./US	The United States of America

Term	Description
VCF	Venture capital funds as defined in and registered with the SEBI under the <i>erstwhile</i> Securities and Exchange Board of India (Venture Capital Fund) Regulations, 1996 or the SEBI AIF Regulations, as the case may be
Water Act	The Water (Prevention and Control of Pollution) Act, 1974
Wilful Defaulter	Wilful Defaulter as defined under Regulation 2(1)(III) of the SEBI ICDR Regulations

Key Operating Metrics used in this Red Herring Prospectus

Term	Description
Advertising and sales promotion expenses %	Advertising and sales promotion expenses as per Restated Consolidated Financial Information as a percentage to revenue from operations
Average Order Value	Average Order Value is GMV generated across the FirstCry website, mobile application, FirstCry modern stores and BabyHug modern stores divided by orders considered for such GMV
Annual Unique Transacting Customers	Unique users that made at least one purchase on the FirstCry platform during the preceding 12 months period on the reporting date. Unique customers/visitors are identified as unique by their mobile number basis which duplication across website, mobile application and stores is removed.
BabyHug COCO Stores	The number of BabyHug modern stores owned and operated by our Company
Contribution Margin %	Gross Margin minus courier expenses, packing expenses and payments gateway expenses as percentage to the revenue from operations
Direct cost	Total of courier expenses, packaging expenses and payment gateway expenses
Direct cost %	Direct cost % is direct cost as a percentage of revenue of operations
FirstCry COCO Stores	The number of FirstCry and other home brands modern stores (<i>excluding BabyHug modern stores</i>) owned and operated by Digital Age
GMV/Gross merchandise value	Includes the monetary value of Orders inclusive of taxes and gross of discounts, if any, across the FirstCry website, mobile application and FirstCry and BabyHug Modern Stores, including those operated by Digital Age and franchisees, net of order cancellations gross of franchisee commission, net of shipping and cash on delivery charges and prior to product returns.
GMV from existing customers	GMV from users that made their first purchase on the FirstCry platform during any period except the preceding 12 months period when calculated for a full financial year and includes the monetary value of orders inclusive of taxes and gross of discounts, if any, across the FirstCry website, mobile application, FirstCry modern stores and BabyHug modern stores, including those operated by Digital Age and franchisees, net of order cancellations gross of franchisee commission, net of shipping and cash on delivery charges and prior to product returns. Users are identified by their mobile number basis which duplication across website, mobile application and stores is removed
GMV from new customers	GMV from users that made at least one purchase on the FirstCry platform for the first time during any period in preceding 12 months period when calculated for a full financial year and includes the monetary value of Orders inclusive of taxes and gross of discounts, if any, across the FirstCry website, mobile application, FirstCry modern stores and BabyHug modern stores, including those operated by Digital Age and franchisees, net of order cancellations gross of franchisee commission, net of shipping and cash on delivery charges and prior to product returns. Users are identified by their mobile number basis which duplication across website, mobile application and stores is removed
GMV from Offline	Includes the monetary value of orders inclusive of taxes and gross of discounts, if any, across FirstCry modern stores and BabyHug modern stores, including those operated by Digital Age and franchisees, gross of franchisee commission and prior to product returns
GMV from Online	Includes the monetary value of orders inclusive of taxes and gross of discounts, if any, across the FirstCry website, mobile application, net of order cancellations, shipping and cash on delivery charges and prior to product returns
Indirect Expense %	Indirect Expenses as per Restated Consolidated Financial Information as a percentage to revenue from operations. Indirect Expenses are total other expenses as per Restated Consolidated Financial Information minus courier expenses, advertising and sales promotion expenses, packing expenses and payment gateway expenses
Inventory Days	Inventory days for Fiscals 2024, 2023 and 2022 is closing inventory as at the end of the respective period /Revenue from operations for the respective period X 365
Materials cost	Cost of material consumed plus purchases of stock-in-trade plus changes in inventories of stock-in-trade, finished goods and work in progress
Materials cost %	Materials cost % is materials cost as a percentage of revenue of operations
Net Working Capital Days	Working Capital Days is calculated as follows: <ul style="list-style-type: none"> Working Capital Days for Fiscals 2024, 2023 and 2022 = (Inventories + Trade Receivables – Trade Payables) divided by revenue from operations*365.

Term	Description
Number of Brands	Number of active brands as on the date of respective period end listed across the FirstCry website, mobile application and FirstCry modern stores and BabyHug modern stores, including those operated by Digital Age
Number of SKUs	Number of SKUs as on the date of respective period end date across the FirstCry website, mobile application and FirstCry and BabyHug modern stores, including those operated by Digital Age
Number of warehouses and stockists	Number of warehouses and stockists are the warehouses where our Company stores its inventory.
Operating segment	For management purposes, the group is organised into business units based on its products and services and has India multi-channel, International, Globalbees Brands and Others, as reportable operating segments.
Orders	Total orders across website, mobile application, FirstCry modern stores and BabyHug modern stores including those operated by Digital Age and franchisees prior to product returns
SKU	Stock-keeping units
Total Stores	Total Stores is the total number of modern stores at the end of the period or year and includes total number of FirstCry modern stores and BabyHug modern stores

Note: We acquired Digital Age in May 2022. Prior to the acquisition, our online platform was operated by Digital Age, pursuant to a platform sharing agreement. Further, certain of our physical stores were franchised to Digital Age. The key operating metrics for our Multi-Channel Retailing Platform as of/for the years ended March 31, 2023 and 2022 included in this Red Herring Prospectus are presented on a pro forma basis (i.e., showing the impact of the acquisition as of/for these periods).

Industry Related Terms

Term	Description
Childcare Products	Include apparel (clothing, footwear, and accessories), consumables (diapering, bath and skin care, and baby food, among others), toys and games, hard goods (prams, feeding bottles, nursery, and safety gear, among others) and other products used by children in the age group of 0-12 years
D2C Brands	Direct-to-consumer (D2C) are independent brands which are digital-first, have a brand.com and are based out of India
Low Income Households	Households with annual income less than ₹225,000 (US\$2,800)
Emerging Income Households	Households with annual income between ₹225,000 to ₹585,000 (US\$2,800 to US\$7,300)
Mature Income Households	Households with annual income of more than ₹585,000 (US\$7,300)
Metro	Bangalore, Chennai, Delhi NCR, Hyderabad, Kolkata, Mumbai, and Pune
Mothers', Babies', and Kids' Products	Products used by expecting mothers, babies, and kids aged up to 12 years
Nuclear Households	Includes “couple only” households, “couple with children” households, and “single parent with children” households
Online Shoppers	Population buying at least one product online in a year
PFCE	Expenditure incurred by the resident households and non-profit institutions serving households on final consumption of goods and services, whether made within or outside the economic territory
Preschool	Denotes school teaching students in the age group of 1-6 years and focusing on early childhood care and education. A preschool is different from a day care unit where only nutrition and childcare is provided
Retail Footprint	Number of physical stores of retailers (including franchisee stores)
Rural	All population, housing and territories not included within Urban
Smartphone Users	Population with access to smartphone
Specialty Mothers, Babies, and Kids' Retailers	Retailers with focus on retailing Mothers', Babies', and Kids' Products
Tier 1 Cities	Areas in India with a population of more than 1 million excluding metro cities
Tier 2+ Cities and Towns	Areas in India with a population of less than 1 million
Urban	Includes urbanized areas of 50,000 or more people and urbanized clusters (at least 2,500 and at most 50,000 people)

CERTAIN CONVENTIONS, USE OF FINANCIAL INFORMATION AND MARKET DATA AND CURRENCY OF PRESENTATION

Certain Conventions

All references in this Red Herring Prospectus to “India” are to the Republic of India and its territories and possessions and all references herein to the “Government”, “Indian Government”, “GoI”, “Central Government” or the “State Government” are to the Government of India, central or state, as applicable. All references herein to (i) “US”, the “U.S.” or the “United States” are to the United States of America and its territories and possessions; (ii) “Dubai” are to the Federation of the United Arab Emirates and its territories and possessions; (iii) “China” are to People’s Republic of China and its territories and possessions; (iv) “Saudi Arabia” or “KSA” are to the Kingdom of Saudi Arabia and its territories and possessions and (v) “UAE” are to the Federation of the United Arab Emirates and its territories and possessions.

Unless indicated otherwise, all references to time in this Red Herring Prospectus are to Indian Standard Time (“IST”).

Financial Data

Unless indicated otherwise, the financial information in this Red Herring Prospectus is derived from our Restated Consolidated Financial Statements. The Restated Consolidated Financial Statements included in this Red Herring Prospectus comprises the restated consolidated statement of assets and liabilities, the restated consolidated statement of profit and loss (including other comprehensive income), the restated consolidated statement of changes in equity and the restated consolidated statement of cash flows as at and for the Financial Year ended March 31, 2024, Financial Year ended March 31, 2023 and Financial Year ended March 31, 2022 together with the annexures and the notes thereto, which are derived from the audited consolidated financial statement as at for the Financial Year ended March 31, 2024, Financial Year ended March 31, 2023 and Financial Year ended March 31, 2022, prepared in accordance with Ind AS and as per Ind AS Rules notified under Section 133 of the Companies Act 2013, and restated in accordance with the SEBI ICDR Regulations and the ICAI Guidance Note on Company Prospectus, and included in “*Financial Statements*” on page 370. The audited financial statements as at and for the Financial Year ended March 31, 2024 and Financial Year ended March 31, 2023 have been audited by the Statutory Auditors, i.e., Walker Chandiook & Co LLP, Chartered Accountants, whereas, the audited financial statements as at and for the financial year ended March 31, 2022 have been audited by our Previous Statutory Auditors i.e., B S R & Co, LLP.

Unless the context otherwise requires, any percentage, amounts, as set forth in “*Risk Factors*”, “*Summary of the Offer Document*”, “*Our Business*” and “*Management’s Discussion and Analysis of Financial Conditions and Results of Operations*” on pages 83, 25, 262 and 528, respectively and elsewhere in this Red Herring Prospectus have been calculated on the basis of our Restated Consolidated Financial Statements unless otherwise stated.

On May 2, 2022, we acquired Digital Age Retail Private Limited (“**Digital Age**”). The principal business of Digital Age is to, amongst other things, deal in the retail trade of baby, kids and maternity products. Prior to the acquisition, our online platform was operated by Digital Age, pursuant to a platform sharing agreement. Further, several of our physical stores were franchised to Digital Age. In addition, Digital Age also carried out certain functions relating to the supply of products from our platform to our retail customers. As a result of the acquisition, we are able to consolidate all of these operations into our business at a group level, Digital Age continues to engage in multi-brand retailing and operation of our online platform and mobile application.

Accordingly, we have included in this Red Herring Prospectus, the Unaudited Pro Forma Consolidated Financial Information of our Company and our Subsidiaries, comprising the pro forma consolidated balance sheet as at March 31, 2023 and March 31, 2022 and the pro forma consolidated statement of profit and loss for the Financial Years ended March 31, 2023 and March 31, 2022, read with the notes to the pro forma consolidated financial information, prepared to illustrate the impact of the acquisition of Digital Age on the group’s financial position as at March 31, 2023 and March 31, 2022 as if the acquisition of Digital Age had taken place on April 1, 2021. The Unaudited Pro Forma Consolidated Financial Information addresses a hypothetical situation and does not represent our actual consolidated financial results and is not intended to be indicative of our future condition and results of operations. See “*Management’s Discussion and Analysis of Financial Condition and Results of Operations – Our Critical Accounting Policies*” on page 528 and “*Risk Factors – Internal Risk Factors – The Unaudited Pro Forma Consolidated Financial Information is presented for illustrative purposes only and may not be indicative of our future performance*” on page 119.

Our Company's financial year commences on April 1 of the immediately preceding calendar year and ends on March 31 of that particular calendar year. Accordingly, all references to a particular fiscal or financial year are to the 12 month period commencing on April 1 of the immediately preceding calendar year and ending on March 31 of that particular calendar year. Unless stated otherwise, or the context requires otherwise, all references to a "year" in this Red Herring Prospectus are to a calendar year.

There are significant differences between the Ind AS, the International Financial Reporting Standards issued by the International Accounting Standard Board (the "IFRS") and the Generally Accepted Accounting Principles in the United States of America (the "U.S. GAAP"). Accordingly, the degree to which the financial information included in this Red Herring Prospectus will provide meaningful information is entirely dependent on the reader's level of familiarity with Indian accounting practices. Any reliance by persons not familiar with accounting standards in India, the Ind AS, the Companies Act 2013 and the SEBI ICDR Regulations, on the financial disclosures presented in this Red Herring Prospectus should accordingly be limited. We have not attempted to quantify or identify the impact of the differences between the financial data (prepared under Ind AS and IFRS/U.S. GAAP), nor have we provided a reconciliation thereof. We urge you to consult your own advisors regarding such differences and their impact on our financial data included in this Red Herring Prospectus. For details see, "*Risk Factors – External Risk Factors – Significant differences exist between the Indian Accounting Standards (Ind AS) used to prepare our financial information and other accounting principles, such as the United States Generally Accepted Accounting Principles (U.S. GAAP) and the International Financial Reporting Standards (IFRS), which may affect investors' assessments of our Company's financial condition.*" on page 136.

Certain figures contained in this Red Herring Prospectus, including financial information, have been subject to rounding adjustments. All decimals have been rounded off to two decimal points. In certain instances, (i) the sum or percentage change of such numbers may not conform exactly to the total figure given; and (ii) the sum of the numbers in a column or row in certain tables may not conform exactly to the total figure given for that column or row. However, where any figures that may have been sourced from third-party industry sources are rounded off to other than two decimal points in their respective sources, such figures appear in this Red Herring Prospectus as rounded-off to such number of decimal points as provided in such respective sources.

Non-Generally Accepted Accounting Principles Financial Measures

Certain non-generally accepted accounting principle ("Non-GAAP") measures, such as EBITDA (excluding other income), EBITDA Margin (excluding other income), Adjusted EBITDA, Adjusted EBITDA Margin, RoNW, Total Borrowings, Net Worth and NAV per Equity Share ("Non-GAAP Measures") presented in this Red Herring Prospectus are a supplemental measure of our performance and liquidity that are not required by, or presented in accordance with Ind AS. Further, these Non-GAAP Measures are not a measurement of our financial performance or liquidity under Ind AS and should not be considered in isolation or construed as an alternative to cash flows, profit/(loss) for the year/period or any other measure of financial performance or as an indicator of our operating performance, liquidity, profitability or cash flows generated by operating, investing or financing activities derived in accordance with Ind AS. In addition, the Non-GAAP Measures as used by the Company and their definition as set out herein, are not a standardised term, hence a direct comparison of similarly titled Non-GAAP Measures between companies may not be possible. Other companies may calculate the Non-GAAP Measures differently from us, limiting its usefulness as a comparative measure. Although the Non-GAAP Measures are not a measure of performance calculated in accordance with applicable accounting standards, our Company's management believes that they are useful to an investor in evaluating us because they are widely used measures to evaluate a company's operating performance. For details see, "*Risk Factors – External Risk Factors – Significant differences exist between the Indian Accounting Standards (Ind AS) used to prepare our financial information and other accounting principles, such as the United States Generally Accepted Accounting Principles (U.S. GAAP) and the International Financial Reporting Standards (IFRS), which may affect investors' assessments of our Company's financial condition.*" on page 136.

Industry and Market Data

For the purpose of confirming our understanding of the industry in connection with the Offer, we have commissioned and paid for a report titled "Childcare Market in India" dated July 11, 2024 ("**RedSeer Report**") prepared by RedSeer Strategy Consultants Private Limited ("**RedSeer**"), who were appointed pursuant to an engagement letter dated February 16, 2022 read with addenda dated September 13, 2023 and December 26, 2023 and is available at <https://www.firstcry.com/investor-relations/material-documents/>. RedSeer has required us to include the following disclaimer in connection with the RedSeer Report:

“The market information in RedSeer Strategy Consultants Private Limited’s report titled Childcare Market in India (the “Report”) is arrived at by employing an integrated research methodology which includes secondary and primary research. RedSeer’s primary research work includes surveys and in-depth interviews of consumers, customers and other relevant ecosystem participants, and consultations with market participants and experts. In addition to the primary research, quantitative market information is also derived based on data from trusted portals and industry publications. Therefore, the information is subject to limitations of, among others, secondary statistics and primary research, and accordingly the findings do not purport to be exhaustive. RedSeer’s estimates and assumptions are based on varying levels of quantitative and qualitative analyses from various sources, including industry journals, company reports and information in the public domain. RedSeer’s research has been conducted with a broad perspective on the industry and will not necessarily reflect the performance of individual companies in the industry. RedSeer shall not be liable for any loss suffered by any person on account of reliance on the information contained in the Report.

While RedSeer has taken due care and caution in preparing the Report based on information obtained from sources generally believed to be reliable, its accuracy, completeness and underlying assumptions are subject to limitations like interpretations of market scenarios across sources, and data availability, amongst others. Therefore, reliance should not be placed on this Report for making any investment decision.

Forecasts, estimates and other forward-looking statements contained in the Report are inherently uncertain and could fluctuate due to changes in factors underlying their assumptions, or events or combinations of events that cannot be reasonably foreseen. The forecasts, estimates and other forward-looking statements in the Report depend on factors like the recovery of the economy, evolution of consumer sentiments, the competitive environment, amongst others, leading to significant uncertainty, all of which cannot be reasonably and accurately accounted for. Actual results and future events could differ materially from such forecasts, estimates, or such statements.

The Report is not a recommendation to invest/disinvest in any entity covered in the Report and the Report should not be construed as investment advice within the meaning of any law or regulation.

Without limiting the generality of the foregoing, nothing in the Report should be construed as RedSeer providing or intending to provide any services in jurisdictions where it does not have the necessary permission and/or registration to carry out its business activities in this regard. No part of the Report shall be reproduced or extracted or published in any form without RedSeer’s prior written approval.”

RedSeer is an independent agency and is not a related party of our Company, its Subsidiaries, Directors, Key Managerial Personnel, Senior Management or the Book Running Lead Managers.

Aside from the above, unless otherwise stated, industry and market data used throughout this Red Herring Prospectus has been obtained from publicly available sources of industry data. Industry publications generally state that the information contained in such publications has been obtained from publicly available documents from various sources believed to be reliable but their accuracy or completeness and underlying assumptions are not guaranteed and their reliability cannot be assured. The data used in these sources may have been reclassified by us for the purposes of presentation. Data from these sources may also not be comparable. The extent to which the industry and market data presented in this Red Herring Prospectus is meaningful depends upon the reader’s familiarity with and understanding of the methodologies used in compiling such data. There are no standard data gathering methodologies in the industry in which we conduct our business and methodologies and assumptions may vary widely among different market and industry sources.

In accordance with the SEBI ICDR Regulations, the section “**Basis for Offer Price**” on page 222 includes information relating to our peer group companies, which has been derived from publicly available sources.

For details, see “**Risk Factors – Internal Risk Factors – Certain sections of this Red Herring Prospectus contain information from the RedSeer Report which has been prepared exclusively for the Offer and exclusively commissioned and paid for by us. There can be no assurance that such report is complete, and any reliance on such information for making an investment decision in the Offer is subject to inherent risks.**” on page 133.

Currency and Units of Presentation

All references to “**Rupees**” or “**₹**” or “**Rs.**” or “**INR**” are to Indian Rupees, the official currency of the Republic

of India. All references to “US\$”, “U.S. Dollar”, “USD” or “U.S. Dollars” are to United States Dollar, the official currency of the United States of America. All references to “AED” or “Dirham” are to the Emirati Dirham, the official currency of the United Arab Emirates. All references to “Yuan” or “RMB” are to the Renminbi, the official currency of the People’s Republic of China. All references to “SAR” are to the Saudi Riyal, the official currency of Saudi Arabia.

In this Red Herring Prospectus, our Company has presented certain numerical information. All figures have been expressed in millions or in whole numbers where the numbers have been too small to represent in millions, except where specifically indicated. One million represents 10 lakhs or 1,000,000 and 10 million represents one crore or 10,000,000. However, where any figures that may have been sourced from third party industry sources are expressed in denominations other than millions in their respective sources, such figures appear in this Red Herring Prospectus expressed in such denominations as provided in such respective sources.

Exchange Rates

This Red Herring Prospectus contains conversions of U.S. Dollars and other currency amounts into Indian Rupees that have been presented solely to comply with the requirements of the SEBI ICDR Regulations. These conversions should not be construed as a representation that such currency amounts could have been, or can be converted into Indian Rupees, at any particular rate, or at all.

The following table sets forth as of the dates indicated, information with respect to the exchange rate between the Indian Rupee, the U.S. Dollar, Emirati Dirham, Renminbi and Saudi Riyal:

Currency	Exchange rate as on March 31, 2024 [^]	Exchange rate as on March 31, 2023	Exchange rate as on March 31, 2022	(in ₹)
1 US\$	83.37	82.22	75.81	
1 AED	22.69	22.36	20.67	
1 RMB	11.54	11.95	11.97	
1 SAR	22.23	21.90	20.24	

Source: www.fbi.org.in and www.xe.com

[^]The previous working day, not being a public holiday, has been considered for currency rates where data was not available as on March 31, 2024.

NOTICE TO PROSPECTIVE INVESTORS IN THE UNITED STATES

The Equity Shares have not been recommended by any U.S. federal or state securities commission or regulatory authority. Furthermore, the foregoing authorities have not confirmed the accuracy or determined the adequacy of this Red Herring Prospectus or approved or disapproved the Equity Shares. Any representation to the contrary is a criminal offence in the United States. In making an investment decision, investors must rely on their own examination of our Company and the terms of the Offer, including the merits and risks involved. The Equity Shares offered in the Offer have not been and will not be registered under the United States Securities Act of 1933, as amended (the “U.S. Securities Act”) or any other applicable law of the United States and, unless so registered, may not be offered or sold within the United States except pursuant to an exemption from, or in a transaction not subject to, the registration requirements of the U.S. Securities Act and applicable state securities laws. Accordingly, the Equity Shares are being offered and sold (a) in the United States only to persons reasonably believed to be “qualified institutional buyers” (as defined in Rule 144A under the U.S. Securities Act and referred to in this Red Herring Prospectus as “U.S. QIBs”) pursuant to Section 4(a) of the U.S. Securities Act, and (b) outside the United States in “offshore transactions” as defined in and in compliance with Regulation S and the applicable laws of the jurisdiction where those offers and sales are made. For the avoidance of doubt, the term “U.S. QIBs” does not refer to a category of institutional investors defined under applicable Indian regulations and referred to in this Red Herring Prospectus as “QIBs”.

FORWARD-LOOKING STATEMENTS

This Red Herring Prospectus contains certain “forward-looking statements”. All statements regarding our expected financial condition and results of operations, business, plans and prospects are forward looking statements, which include statements with respect to our business strategy, our revenue and profitability, our goals and other matters discussed in this Red Herring Prospectus regarding matters that are not historical facts. These forward-looking statements can generally be identified by words or phrases such as “*aim*”, “*anticipate*”, “*believe*”, “*continue*”, “*expect*”, “*estimate*”, “*intend*”, “*likely to*”, “*objective*”, “*plan*”, “*propose*”, “*project*”, “*seek to*”, “*will achieve*”, “*will continue*”, “*will likely*”, “*will pursue*” or other words or phrases of similar import. Similarly, statements which describe our strategies, objectives, plans or goals are also forward-looking statements.

These forward-looking statements are based on our current plans, estimates and expectations and actual results may differ materially from those suggested by such forward-looking statements. All forward-looking statements are subject to risks, uncertainties and assumptions about us that could cause actual results to differ materially from those contemplated by the relevant forward-looking statement. This could be due to risks or uncertainties associated with our expectations with respect to, but not limited to, regulatory changes in the industry we operate in and our ability to respond to them, our ability to successfully implement our strategy, our growth and expansion, technological changes, our exposure to market risks, general economic and political conditions in India that may have an impact on our business or investments, monetary and fiscal policies of India, inflation, deflation, unanticipated turbulence in interest rates, foreign exchange rates, equity prices or other rates and prices, the general performance of Indian and global financial markets, changes in the competitive landscape and incidence of any natural calamities and/or violence. Significant factors that could cause our actual results to differ materially include, but are not limited to our ability to:

- acquire new customers;
- engage and retain existing customers and to sustain our revenue base;
- maintain our brand and reputation;
- identify and effectively respond to changing customer preferences, trends and spending patterns for Mothers’, Babies’, and Kids’ Products;
- retain our relationships with third-party brands, and attract new relationships;
- continue to innovate and adapt to changes in our industry;
- manage risks in relation to the sale of our home brands, such as dependence on third party manufacturers and suppliers for products and raw materials, liability for accidents and other incidents, product liability, and sale of home brands by unauthorized sellers; and
- successfully integrate the businesses, technologies, services and products that we acquire or invest in, our business.

For a further discussion of factors that could cause our actual results to differ, see “*Risk Factors*”, “*Our Business*” and “*Management’s Discussion and Analysis of Financial Condition and Results of Operations*” on pages 83, 262 and 528, respectively. By their nature, certain market risk disclosures are only estimates and could be materially different from what actually occurs in the future. As a result, actual future results and gains or losses could be materially different from those that have been estimated.

Forward-looking statements reflect our current views as of the date of this Red Herring Prospectus and are not a guarantee of future performance. These statements are based on our management’s beliefs and assumptions, which in turn are based on currently available information. Although we believe that the assumptions on which such statements are based are reasonable, any such assumptions as well as the statements based on them could prove to be inaccurate. There can be no assurance to Bidders that the expectations reflected in these forward-looking statements will prove to be correct. Given these uncertainties, Bidders are cautioned not to place undue reliance on such forward-looking statements and not to regard such statements to be a guarantee of our future performance.

Neither our Company, nor our Directors nor any of the Selling Shareholders, or the Syndicate, nor any of their respective affiliates have any obligation to update or otherwise revise any statements reflecting circumstances arising after the date hereof or to reflect the occurrence of underlying events, even if the underlying assumptions do not come to fruition.

Further, each Selling Shareholder, severally and not jointly to the extent of statements specifically made or confirmed by such Selling Shareholder in relation to its portion of the Offered Shares in this Red Herring Prospectus, will ensure that the Company and the BRLMs are informed of material developments, in relation to the statements and

undertakings specifically made or confirmed by such Selling Shareholder in relation to itself and its portion of the Offered Shares in this Red Herring Prospectus, until the receipt of final listing and trading approvals for the Equity Shares pursuant to the Offer. Only statements and undertakings which are specifically confirmed or undertaken by each Selling Shareholder, as the case may be, in this Red Herring Prospectus shall be deemed to be statements and undertakings made by such Selling Shareholder. In accordance with the SEBI ICDR Regulations, our Company and the BRLMs will ensure that bidders in India are informed of material developments from the date of this Red Herring Prospectus until the receipt of final listing and trading approvals for the Equity Shares pursuant to the Offer.

SUMMARY OF THE OFFER DOCUMENT

The following is a general summary of the terms of the Offer and certain disclosures included in this Red Herring Prospectus and is not exhaustive, nor does it purport to contain a summary of all the disclosures in this Red Herring Prospectus or all details relevant to prospective investors. This summary should be read in conjunction with, and is qualified in its entirety by, the more detailed information appearing elsewhere in this Red Herring Prospectus, including the sections titled “*Risk Factors*”, “*The Offer*”, “*Capital Structure*”, “*Objects of the Offer*”, “*Industry Overview*”, “*Our Business*”, “*Our Principal Shareholders*”, “*Financial Statements*”, “*Outstanding Litigation and Other Material Developments*”, “*Offer Procedure*” and “*Main Provisions of the Articles of Association*” on pages 83, 143, 159, 184, 243, 262, 368, 370, 563, 602 and 622, respectively.

Primary business of our Company

We launched the FirstCry platform in India in 2010 and expanded internationally in select markets, establishing a presence in the United Arab Emirates (“UAE”) and Kingdom of Saudi Arabia (“KSA”) in 2019 and 2022, respectively. We offer products from third-party Indian brands, global brands, and our home brands. Our integrated FirstCry platform helps fulfill three essential parenting needs i.e., shopping, parenting content and education. We address our customers’ needs across various channels: online platform, modern stores, and general trade retail distribution channels in India; and online platforms in UAE and KSA. Additionally, we operate a network of pre-schools in India.

Summary of the Industry in which our Company operates

Childcare products spending in India is currently nascent and rapidly growing. The market comprises both horizontal and vertical players. The vertical players have single childcare product category focused value propositions, while the horizontal players operate across childcare products’ categories. Apparel, which encompasses clothing, footwear, and accessories, is the largest segment within India’s childcare products market, and the non-apparel categories, such as consumables, hard goods, and toys and games, are growing faster than the apparel category due to twin trends of increasing adoption and premiumization.

Promoters

Our Company does not have an identifiable promoter in terms of SEBI ICDR Regulations and the Companies Act 2013.

Offer size

The following table summarizes the details of the Offer:

Offer	[●] equity shares of face value of ₹2 each for cash at a price of ₹[●] per Equity Share aggregating to ₹[●] million
<i>Of which:</i>	
Fresh Issue ⁽¹⁾	[●] equity shares of face value ₹ 2 each aggregating up to ₹16,660.00 million
Offer for Sale ⁽²⁾	Up to 54,359,733 equity shares of face value ₹ 2 each aggregating to ₹[●] million by the Selling Shareholders
<i>The Offer consists of:</i>	
Employee Reservation Portion ⁽³⁾	Up to [●] equity shares of face value ₹ 2 each aggregating up to ₹ 30.00 million
Net Offer	[●] equity shares of face value ₹ 2 each aggregating ₹[●] million

¹⁾ Our Board has authorised the Offer, pursuant to its resolution dated December 16, 2023. Our Shareholders have authorized the Fresh Issue pursuant to their resolution dated December 21, 2023. Further, our Board has taken on record the consents for the Offer for Sale of the Selling Shareholders pursuant to its resolutions dated April 28, 2024 and July 13, 2024.

²⁾ The Equity Shares being offered by each of the Selling Shareholders have been held by it for a period of at least one year immediately preceding the date of the Draft Red Herring Prospectus with the SEBI and are eligible for being offered for sale pursuant to the Offer in terms of the SEBI ICDR Regulations. For details of authorisations received from the Selling Shareholders for the Offer for Sale, see “**Other Regulatory and Statutory Disclosures – Authority for the Offer – Approvals from the Selling Shareholders**” on page 578.

³⁾ Eligible Employees bidding in the Employee Reservation Portion must ensure that the maximum Bid Amount does not exceed ₹500,000 (net of Employee Discount). However, the initial Allotment to an Eligible Employee in the Employee Reservation Portion shall not exceed ₹200,000 (net of Employee Discount). Only in the event of an under-subscription in the Employee Reservation Portion post the initial Allotment, such unsubscribed portion may be Allotted on a proportionate basis to Eligible Employees Bidding in the Employee Reservation Portion, for a value in excess of ₹200,000 (net of Employee Discount), subject to the total Allotment to an Eligible Employee not exceeding ₹500,000 (net of Employee Discount). For further details, see “**Offer Structure**” and “**Offer Procedure**” on pages 598 and 602, respectively.

For further details, see “*The Offer*” on page 143.

Objects of the Offer

Our Company proposes to utilise the Net Proceeds towards funding the objects set forth below:

			(in ₹ million)
Sr. No.	Particulars	Total estimated amount/expenditure	
I.	Expenditure by our Company for: (i) setting up new modern stores under the ‘BabyHug’ brand; and (ii) setting up a warehouse, in India	1,081.00	
	<i>Of which:</i>		
a)	Setting up new modern stores under the ‘BabyHug’ brand	939.00	
b)	Setting up a warehouse	142.00	
II.	Expenditure for lease payments for our existing identified modern stores owned and operated by our Company, in India	931.00	
III.	Investment in our Subsidiary, Digital Age for (i) setting up new modern stores under the FirstCry brand and other home brands of our Company; and (ii) lease payments for our existing identified modern stores owned and controlled by Digital Age, in India	2,996.00	
	<i>Of which:</i>		
a)	Setting up new modern stores under the FirstCry brand and other home brands of our Company	1,690.00	
b)	Lease payments for our existing identified modern stores owned and controlled by Digital Age in India	1,306.00	
IV.	Investment in our Subsidiary, FirstCry Trading for overseas expansion by: (i) setting up new modern stores; and (ii) setting up warehouse(s), in KSA	1,556.00	
	<i>Of which:</i>		
a)	Setting up new modern stores	726.00	
b)	Setting up warehouse(s)	830.00	
V.	Investment in our Subsidiary, Globalbees Brands towards acquisition of additional stake in our step-down Subsidiaries	1,690.00	
VI.	Sales and marketing initiatives	2,000.00	
VII.	Technology and data science cost including cloud and server hosting related costs	576.00	
VIII.	Funding inorganic growth through acquisition and other strategic initiatives and general corporate purposes ^{#*}	[●]	
Total Net Proceeds			[●]

[#] The cumulative amount to be utilized towards inorganic growth through acquisition and other strategic initiatives and general corporate purposes shall not exceed 35% of the amount raised by our Company. Further, the amount utilized for our object of ‘Funding inorganic growth through acquisitions and other strategic initiatives’ shall not exceed 25% of the amount raised by our Company.

^{*} The amount to be spent towards funding inorganic growth through acquisitions and other strategic initiatives and general corporate purposes will be authorized upon determination of the Offer Price and updated in the Prospectus prior to filing with the RoC. The amount to be utilized for general corporate purposes shall not exceed 25% of the amount raised by our Company.

For further details, see “*Objects of the Offer*” on page 184.

Key Performance Indicators

Details of our KPIs for the Fiscals 2024, 2023 and 2022 is set forth below:

Metric	Unit	For the year ended March 31, 2024	For the year ended March 31, 2023	For the year ended March 31, 2022
India business				
Annual Unique Transacting Customers	Million	8.68	7.72	6.68
Orders	Million	34.06	29.61	25.65
Average Order Value	₹	2,226	2,156	2,043
Gross Merchandise Value (GMV)	₹ million	75,827.42	63,830.99	52,389.47
GMV Y-o-Y Growth [^]	%	18.79	21.84	45.17
International business				

Metric	Unit	For the year ended March 31, 2024	For the year ended March 31, 2023	For the year ended March 31, 2022
Annual Unique Transacting Customers	Million	0.43	0.26	0.18
Orders	Million	1.79	1.38	1.08
Average Order Value	₹	8,582	6,350	5,178
Gross Merchandise Value (GMV)	₹ million	15,383.86	8,745.35	5,605.16
GMV Y-o-Y Growth [^]	%	75.91	56.02	48.63
Consolidated				
Annual Unique Transacting Customers	Million	9.11	7.98	6.86
Orders	Million	35.85	30.99	26.73
Average Order Value	₹	2,544.00	2,342.00	2,170.00
Gross Merchandise Value (GMV)	₹ million	91,211.28	72,576.34	57,994.63
GMV Y-o-Y Growth [^]	%	25.68	25.14	45.50
Financial Parameters (Consolidated)				
Revenue from Operations	₹ million	64,808.56	56,325.39	24,012.88
Gross Margin	₹ million	23,176.60	16,972.21	8,291.49
Gross Margin %	%	35.76	30.13	34.53
Materials costs	₹ million	41,631.96	39,353.18	15,721.39
Materials cost %	%	64.24	69.87	65.47
Direct cost	₹ million	5,879.10	4,644.13	780.22
Direct cost %	%	9.07	8.25	3.25
EBITDA (excluding other income)	₹ million	704.91	(2,629.04)	(182.01)
EBITDA Margin (excluding other income)	%	1.09	(4.67)	(0.76)
Adjusted EBITDA	₹ million	2,744.49	749.82	961.99
Adjusted EBITDA Margin	%	4.23	1.33	4.01
Profit/(Loss) for the year	₹ million	(3,215.07)	(4,860.56)	(786.85)
Contribution Margin%	%	26.69	21.89	31.28
Advertising and sales promotion expenses %	%	7.44	7.39	11.19
Indirect Expense %	%	7.57	6.46	6.74
Net Working Capital Days	Days	53	50	102
Inventory Days	Days	92	83	149
Other Operating Data				
Total Stores	Number	1,063	904	701
FOFO Stores	Number	628	618	575
BabyHug COCO Stores	Number	284	224	118
FirstCry COCO Stores	Number	151	62	8
Number of brands	Number	7,580	7,035	6,287
Number of SKUs	Million	1.65	1.29	1.27
Number of warehouses and stockists	Number	80	79	67
GMV from Online	₹ million	73,700.09	58,126.30	48,346.73
GMV from Offline	₹ million	17,511.19	14,450.04	9,647.90
GMV from Existing Customers	₹ million	65,878.06	52,963.20	40,737.02
GMV from New Customers	₹ million	25,333.22	19,613.14	17,257.61
Details of Operating Segment⁸				
<i>Revenue from Operations</i>				
India multi-channel ⁽¹⁾	₹ million	45,794.84	42,808.65	19,732.61
International ⁽²⁾	₹ million	7,537.16	4,874.83	3,520.42
Globalbees Brands ⁽³⁾	₹ million	12,093.46	8,971.79	1,039.84
Others ⁽⁴⁾	₹ million	333.55	229.61	78.81
Inter-Company Adjustments/ Consolidation Adjustments	₹ million	(950.45)	(559.49)	(358.80)
Total⁽⁵⁾	₹ million	64,808.56	56,325.39	24,012.88
Segment Results before depreciation and amortisation expense				
India multi-channel ⁽¹⁾	₹ million	4,039.82	2,413.52	1,891.60
International ⁽²⁾	₹ million	(1,395.96)	(1,200.59)	(674.68)
Globalbees Brands ⁽³⁾	₹ million	23.08	(447.29)	(91.94)
Others ⁽⁴⁾	₹ million	58.41	(30.52)	(158.17)
Inter-Company Adjustments/ Consolidation Adjustments	₹ million	19.14	14.70	(4.82)
Total⁽⁵⁾	₹ million	2,744.49	749.82	961.99
Segment Results				

Metric	Unit	For the year ended March 31, 2024	For the year ended March 31, 2023	For the year ended March 31, 2022
India multi-channel ⁽¹⁾	₹ million	1,666.18	740.42	944.76
International ⁽²⁾	₹ million	(1,553.77)	(1,329.33)	(744.21)
Globalbees Brands ⁽³⁾	₹ million	(963.77)	(1,407.50)	(122.68)
Others ⁽⁴⁾	₹ million	47.03	(42.07)	(164.40)
Inter-Company Adjustments/ Consolidation Adjustments	₹ million	(159.91)	(154.54)	(60.36)
Total⁽⁵⁾	₹ million	(964.24)	(2,193.01)	(146.89)

[^] GMV Y-o-Y Growth: Gross Merchandise Value year-on-year Growth. GMV of the group has been growing consistently over the last three Financial Years. GMV of the group has increased from ₹57,994.63 million in Financial Year 2022 to ₹72,576.34 million in Financial Year 2023 and ₹91,211.28 million in Financial Year 2024 at a CAGR of 25.41% comparing Financial Year 2022 to Financial Year 2024.

⁵ Up to financial year ended March 31, 2022, the group did not recognise any operating segment since the group operated primarily in trading and manufacturing of baby and kids products, which was the only single reportable segment. During the year ended, March 31, 2023 and subsequent to the acquisition of 100% stake in Digital Age and expansion of Globalbees Brands and international operations, for management purposes, the group is reorganised into business units, which provides relevant information for better understanding of the group's financial performance and resource allocation decisions.

Solely to comply with reporting requirements under Ind AS 108, the management has restated the corresponding previous year figures. However, in view of significant difference in the nature of operations of the group in the previous year which was primarily trading and manufacturing of baby and kids products, such figures are not comparable. For management purposes, the group is organised into business units based on its products and services and has following reportable operating segments: India multi-channel, International, Globalbees Brands and Others.

⁽¹⁾ India multi-channel - This segment includes business of manufacturing, buying, selling, advertising, promoting baby and kids products in India.

⁽²⁾ International segment - This includes business of buying, selling, advertising, promoting baby and kids products outside India, which primarily includes United Arab Emirates and KSA.

⁽³⁾ Globalbees Brands segment - This is a direct-to-consumer (D2C) venture that aggregates and invests in e-commerce brands and helps the brands scale and transform their digital impression.

⁽⁴⁾ Others - This includes other businesses which are not material to the group.

⁽⁵⁾ Total - Sum total of India multi-channel segment, International segment, Globalbees Brands segment, Others, Inter-Company adjustment / consolidation adjustment.

For the definitions and reconciliation of Non-GAAP measures and the definitions of the Key Performance Indicators, please see, “**Definitions and Abbreviations – Conventional and General Terms and Abbreviations**”, “**Definitions and Abbreviations – Key Operating Metrics used in this Red Herring Prospectus**” and “**Other Financial Information**” on pages 13, 17 and 518, respectively.

Pre-Offer shareholding of the Selling Shareholders

The aggregate shareholding of the Selling Shareholders as on the date of this Red Herring Prospectus and the percentage of pre-Offer equity share capital on a fully diluted basis is set forth below:

S. No.	Name of the Shareholder	Number of equity shares of face value ₹ 2 each on a fully diluted basis ⁽¹⁾	Percentage of share capital on a fully diluted basis (%) ⁽¹⁾
Corporate Selling Shareholders			
1.	Anchor Partners	628,943	0.13
2.	Apricot	16,821,867	3.46
3.	Castle Investment and Industries Private Limited	307,075	0.06
4.	M&M	53,334,835	10.97
5.	NewQuest Asia Investments III Limited	18,576,620	3.82
6.	PI Opportunities I	23,819,568	4.90
7.	Pratithi Investment Trust	1,907,215	0.39
8.	Sage	350,108	0.07
9.	Satyadhama Investments and Trading Company Private Limited	395,555	0.08
10.	Schroders Capital	3,802,210	0.78
11.	SVF Frog (Cayman) Ltd	124,092,296	25.52
12.	TPG	24,032,643	4.94
Individual Selling Shareholders			
13.	Abhinav Sharma	517,704	0.11
14.	Ajoy Kar	178,108	0.04
15.	Amitabh Sadasiv	60,540	0.01
16.	Amitava Saha	9,655,800	1.99
17.	Anirudh Chaturvedi	438,473	0.09
18.	Anuj Jain	609,635	0.13
19.	Arpit Agrawal	69,005	0.01
20.	Ashish Chavan	70,609	0.01
21.	Ashish Sinha	62,073	0.01
22.	Deepak Sant	66,164	0.01

S. No.	Name of the Shareholder	Number of equity shares of face value ₹ 2 each on a fully diluted basis ⁽¹⁾	Percentage of share capital on a fully diluted basis (%) ⁽¹⁾
23.	Gautam Sharma	705,910	0.15
24.	Lijo John	82,227	0.02
25.	Manjula Rao	175,841	0.04
26.	Mayank Badola	468,550	0.10
27.	Megha Arora	89,543	0.02
28.	Nitin Jain	213,378	0.04
29.	Prashant Chauhan	291,451	0.06
30.	Prashant Jadhav	7,015,800	1.44
31.	Pravin Patil	106,171	0.02
32.	Rahul Arora	64,898	0.01
33.	Ratan Tata	77,900	0.02
34.	Rohit Gajarmal	63,616	0.01
35.	Sanket Hattimattur	2,798,131	0.58
36.	Shriyut Raut	60,768	0.01
37.	Shwetank Gupta	153,467	0.03
38.	Sukhjeet Singh	68,981	0.01
39.	Supam Maheshwari	28,893,347	5.94
40.	Vaishali Jadhav	89,139	0.02
41.	Vivek Goel	548,098	0.11
	Total	321,764,262	66.16

⁽¹⁾ Includes Equity Shares to be allotted pursuant to exercise of all outstanding options vested under the Employee Stock Option Plans.

For further details, see “*Capital Structure*” on page 159.

No Individual Selling Shareholder is an immediate relative of any other Individual Selling Shareholder in the Offer and no Individual Selling Shareholder is a promoter/director of any other Corporate Selling Shareholder in the Offer. Further, except as disclosed below, the Corporate Selling Shareholders do not hold any shares in any other Corporate Selling Shareholder in the Offer:

- (i) Castle Investments and Industries Private Limited holds 12,000 shares of M&M; and
- (ii) PI Opportunities Fund - 1 holds 198,883 shares of M&M.

Summary of selected financial information

The following is a summary financial information derived from the Restated Consolidated Financial Statements. For further details, please see “*Financial Statements*” on page 370.

(₹ in million, unless otherwise specified)

Particulars	As at and for the Fiscal ended March 31, 2024	As at and for the Fiscal ended March 31, 2023	As at and for the Fiscal ended March 31, 2022
Equity share capital	814.71	814.71	814.07
Total income	65,750.81	57,312.76	25,169.16
Profit/(Loss) for the year	(3,215.07)	(4,860.56)	(786.85)
Basic earnings per share (in ₹)	(6.20)	(9.97)	(1.74)
Diluted earnings per share (in ₹)	(6.20)	(9.97)	(1.74)
NAV per Equity Share (in ₹)	71.65	78.10	85.12
Net Worth ⁽¹⁾	31,707.36	34,562.57	35,279.37
Total Borrowings ⁽²⁾ (as per balance sheet)	4,627.22	1,764.74	901.62

⁽¹⁾ Net Worth means equity share capital + equity component of compulsorily convertible preference shares + other equity.

⁽²⁾ Total Borrowings includes current borrowings and non-current borrowings.

For the definitions and reconciliation of Non-GAAP measures, please see “*Definitions and Abbreviations*” and “*Other Financial Information*” on pages 1 and 518, respectively.

Qualifications of the Statutory Auditors, which have not been given effect to in the Restated Consolidated Financial Statements

There are no qualifications which have not been given effect to in the Restated Consolidated Financial Statements.

Summary of outstanding litigation

A summary of outstanding litigation proceedings involving our Company, our Directors and our Subsidiaries as on the date of this Red Herring Prospectus is provided below:

Name of Entity	Criminal proceedings (including FIRs, whether or not cognizance has been taken)	Tax proceedings	Actions by statutory or regulatory authorities	Other material litigation	Aggregate amount involved (₹ in million) ⁽¹⁾
Company					
By the Company	Nil	NA	NA	Nil	Nil
Against the Company	1	11	5	Nil	59.57
Directors					
By the Directors	Nil	NA	NA	Nil	Nil
Against the Directors	3	Nil	3 ⁽²⁾	Nil	Nil
Subsidiaries					
By the Subsidiaries	4	NA	NA	1	41.75
Against the Subsidiaries	1	44	13 ⁽²⁾	Nil	195.21
Total	9	55	21⁽²⁾	1	296.53

⁽¹⁾ To the extent quantifiable.

⁽²⁾ Includes a notice dated February 8, 2024 from the ROC Delhi issued to our Director, Supam Maheshwari and our Subsidiary, Globalbees Brand. For details see, “**Outstanding Litigation and Other Material Developments – Litigation involving our Directors – Outstanding litigation against our Directors – Actions taken by statutory and regulatory authorities**” and “**Outstanding Litigation and Other Material Developments – Litigation involving our Subsidiaries – Outstanding litigation against our Subsidiaries – Actions taken by statutory and regulatory authorities**” on pages 569 and 564, respectively.

As on the date of this Red Herring Prospectus, our Company does not have any group company.

Risk factors

Specific attention of Investors is invited to the section “**Risk Factors**” on page 83. Investors are advised to read the risk factors carefully before taking an investment decision in the Offer. Set forth below are details of the top 10 risk factors applicable to our Company:

Sr. No.	Risk Category	Description of Risk
1.	Financial risk	We have had negative net cash flows in the past. If we witness negative cash flows in the future, our consolidated results of operations, cash flows and financial condition may be adversely affected.
2.	Risk related to the objects of the offer	We face various inter-related risks concerning usage, receipt and deployment of the Offer Proceeds in relation to the objects of the Offer.
3.	Business risk	If we fail to acquire new customers or experience a decline in engagement with our existing customers, we may not be able to increase our revenues or achieve profitability.
4.	Financial risk	We have incurred losses in past periods and may continue to do so in the future, which may adversely impact our business and the value of the Equity Shares.
5.	Business risk and operational risk	If we fail to retain our relationships with third-party brands, or attract new relationships, our business, results of operations, financial condition and cash flows will be adversely affected.
6.	Business and operational risk	The sale of our home brand products subjects us to unique risks and heightens certain other risks, such as, dependence on third-party manufacturers and suppliers for certain products and raw materials, liability for accidents and other incidents, product liability, and sale of home brands by unauthorized sellers. Further, we may not be able to obtain sufficient quantities or desired quality of products from contract manufacturers in a timely manner or at acceptable prices, which may adversely affect our business, financial condition and results of operations.
7.	Business risk and operational risk	Current locations of our modern stores may become unattractive, and suitable new locations may not be available for a reasonable price.
8.	Operational risk	We are exposed to risks associated with leasing real estate and any adverse developments could affect our business, results of operations and financial condition.

Sr. No.	Risk Category	Description of Risk
9.	Business and operational risk	We do not have exclusive agreements with contract manufacturers, suppliers and third party brands.
10.	Business risk	If we fail to identify and effectively respond to changing customer preferences, trends and spending patterns for Mothers', Babies', and Kids' Products, the demand for the products sold on our multi-channel retailing platform could decrease, causing our business, results of operations, financial condition and cash flows to be adversely affected.

Summary of contingent liabilities

The following is a summary table of our contingent liabilities as at March 31, 2024 as per Ind AS 37 as derived from the Restated Consolidated Financial Statements:

<i>(₹ in million)</i>		
Sr. No.	Particulars	As at March 31, 2024
1.	Income tax matters	-
2.	Indirect tax matters	40.83
3.	Central sales tax liability pending collection of 'C Forms' from registered dealers	-
4.	Legal and other matters	13.15
	Total	53.98

For further details of the contingent liabilities, see “*Financial Statements – Restated Consolidated Financial Statements – Note 27*” on page 445.

[Remainder of this page intentionally left blank]

Summary of Related Party Transactions

The following is the summary of transactions with related parties for the Fiscals 2024, 2023 and 2022, as per the requirements under applicable Accounting Standards i.e., Ind AS 24 read with the SEBI ICDR Regulations and as derived from the Restated Consolidated Financial Statements, without the eliminations:

(₹ in million)

Particulars		For the year ended March 31, 2024	For the year ended March 31, 2023	For the year ended March 31, 2022	Related party transactions as a % of employees benefits expense including employee share based payment expense		
Nature of transaction	Related parties with whom transactions have taken place				For the year ended March 31, 2024	For the year ended March 31, 2023	For the year ended March 31, 2022
Managerial remuneration ⁽¹⁾⁽²⁾	Supam Maheshwari	1,038.54	2,007.31	291.99	15.13	26.07	8.62
Salaries and allowances ⁽¹⁾⁽²⁾	Sanket Hattimattur	113.22	185.72	-	1.65	2.41	-
Salaries and allowances ⁽¹⁾⁽²⁾	Gautam Sharma	21.60	47.54	107.03	0.31	0.62	3.16
Salaries and allowances ⁽¹⁾⁽²⁾	Samantha Rego	-	1.30	3.17	-	0.02	0.09
Salaries and allowances ⁽¹⁾⁽²⁾	Neelam Jethani	3.77	0.99	-	0.05	0.01	-
Remuneration and Sitting Fees	Gopalakrishnan Jagadeeswaran	0.67	-	-	0.01	-	-
Remuneration and Sitting Fees	Bala C Deshpande	0.51	-	-	0.01	-	-
Remuneration and Sitting Fees	Neeraj Sagar	0.62	-	-	0.01	-	-
Remuneration and Sitting Fees	Sujata Vilas Bogawat	0.40	-	-	0.01	-	-

(1) Remuneration to Key Managerial Personnel includes short term employment benefits, share based payments accrual and excludes provisions for gratuity, compensated absences and other long term employment benefit which have been actuarially determined and the amounts pertaining to the KMP are not material.

(2) Includes share based payments.

Particulars		For the year ended March 31, 2024	For the year ended March 31, 2023	For the year ended March 31, 2022	Related party transaction (Loan given during the year) as a % of financial assets - loan outstanding		
Nature of transaction	Related parties with whom transactions have taken place				For the year ended March 31, 2024	For the year ended March 31, 2023	For the year ended March 31, 2022
Loans to KMP	Gautam Sharma	-	75.58	-	-	19.34	-

Particulars		For the year ended March 31, 2024	For the year ended March 31, 2023	For the year ended March 31, 2022	Related party transactions as a % of other income		
Nature of transaction	Related parties with whom transactions have taken place				For the year ended March 31, 2024	For the year ended March 31, 2023	For the year ended March 31, 2022
Interest Income on Loan to KMP	Gautam Sharma	7.39	1.09	-	0.78	0.11	-

A list of transactions, on cumulative basis, which got eliminated due to the consolidation of financial statements of our Company and Subsidiaries is as follows:

A. Brainbees Solutions Limited

(₹ in million)

Particulars		For the year ended 2024	For the year ended 2023	For the year ended 2022
Nature of transaction	Related parties with whom transactions have taken place			
Investment made	Firstcry Management	1922.62	2,013.74	569.13
Share based payments	Firstcry Management	5.14	31.29	11.68
Cost charge back	Firstcry Management	7.50	-	-
Professional fees paid	Shenzhen Starbees	0.08	8.12	41.91
Share based payments	Shenzhen Starbees	-	-	(4.49)
Sale of trading goods	Digital Age Retail Private Limited	12,424.47	7,919.48	-
Rent Income	Digital Age Retail Private Limited	494.44	325.20	-
License Fees	Digital Age Retail Private Limited	12.80	12.80	-
Investment made	Digital Age Retail Private Limited	-	2,006.25	-

Particulars				
Nature of transaction	Related parties with whom transactions have taken place	For the year ended 2024	For the year ended 2023	For the year ended 2022
Share based payments	Digital Age Retail Private Limited	49.50	133.59	-
Purchase of traded goods	Digital Age Retail Private Limited	2,465.48	3,091.31	-
Cross Charge	Digital Age Retail Private Limited	287.03	252.13	-
Investment made	Joybees Private Limited	-	-	0.10
Sale of trading goods	Firstcry DWC	478.81	242.13	188.22
Service income	Firstcry DWC	73.82	64.11	69.96
Cost charge back	Firstcry DWC	0.44	2.27	2.32
Share based payments	Firstcry DWC	23.10	25.23	6.67
Royalty income	Firstcry DWC	148.15	119.35	93.06
Sale of trading goods	Firstcry Trading Company	136.33	87.43	-
Service Income	Firstcry Trading Company	73.82	64.37	-
Cost charge back	Firstcry Trading Company	0.98	2.41	-
Royalty Income	Firstcry Trading Company	54.07	-	-
Share based payments	Firstcry Trading Company	50.32	-	-
Security deposit paid	Edubees Educational Trust	-	-	12.50
Royalty income	Edubees Educational Trust	4.17	3.19	5.99
Sale of student kits	Edubees Educational Trust	2.97	6.43	4.06
Loans Given	Brainbees ESOP Trust	3,631.60	-	51.81
Shares Issued	Brainbees ESOP Trust	3,631.60	-	51.81
Purchase of traded goods	Firmroots	-	-	0.52
Rent paid	Firmroots	0.05	0.05	0.03
Rent Received	Firmroots	0.01	0.01	-
Internet Display Charges	Firmroots	7.2	8.01	-
Purchase of traded goods	Swara Baby	1,944.26	2,065.71	1,039.99
Investment made	Swara Baby	-	-	-
Loans given	Swara Baby	50.00	400.00	-
Interest income	Swara Baby	32.75	21.80	2.09
Investment made	Solis	-	-	173.61
Purchase of traded goods	Solis	87.89	15.41	-
Interest Income	Swara Hygiene Private Limited	24.54	-	-
Loan Given	Swara Hygiene Private Limited	500.00	-	-
Investment made	Globalbees Brands	-	-	6,202.22
Sublease rent income	Globalbees Brands	-	0.05	0.07
Internet Display Charges	Globalbees Brands	-	0.10	0.11
Cost charge back	Globalbees Brands	-	0.13	-
Cost charge back expense	Globalbees Brands	3.52	-	-
Internet Display Charges	Maxinique Solutions Private Limited	-	-	0.05

Particulars				
Nature of transaction	Related parties with whom transactions have taken place	For the year ended 2024	For the year ended 2023	For the year ended 2022
Internet Display Charges	Merhaki Foods and Nutrition Private Limited	-	0.76	-
Miscellaneous income	Merhaki Foods and Nutrition Private Limited	0.58	-	-
Sublease Rent Income	Merhaki Foods and Nutrition Private Limited	1.80	-	-
Purchase of traded goods	Prayosha Expo Private Limited	0.27	0.32	-
Payable for professional services	Shenzhen Starbees	-	1.52	11.41
Receivable for sale of goods and services	Digital Age Retail Private Limited	5,932.85	3,731.76	-
Security Deposit receivable	Digital Age Retail Private Limited	2.71	2.71	-
Receivable for sale of goods	Firstcry DWC	321.24	118.07	79.65
Receivable for service charge	Firstcry DWC	74.38	64.11	69.96
Receivable for cost charge back	Firstcry DWC	0.44	2.01	2.32
Receivable for royalty income	Firstcry DWC	148.15	119.35	93.06
Payable for cost charge back	Firstcry DWC	7.50	-	-
Receivable for sale of goods	Firstcry Trading Company	36.08	26.84	-
Receivable for Service charge	Firstcry Trading Company	138.19	64.37	-
Receivable for cost charge back	Firstcry Trading Company	0.95	2.41	-
Receivable for Royalty Income	Firstcry Trading Company	54.07	-	-
Receivable towards security deposit	Edubees Educational Trust	37.50	37.50	37.50
Receivable towards sale of services and goods	Edubees Educational Trust	29.03	22.15	12.99
Receivable towards sale of services	Firmroots	1.20	5.05	0.59
Receivable towards rent	Firmroots	0.01	0.01	-
Payable for purchase of goods	Firmroots	-	-	0.52
Payable towards Rent	Firmroots	0.01	0.02	0.03
Receivable for Services	Globalbees Brands	-	0.04	0.21
Security Deposit Payable	Globalbees Brands	0.02	0.02	0.02
Receivable towards sublease rent income	Globalbees Brands	0.15	0.14	-
Payable for cost charge back	Globalbees Brands	3.80	-	-
Receivable from Services	Maxinique Solutions Private Limited	-	0.06	0.06
Receivable from Services	Merhaki Foods and Nutrition Private Limited	0.46	0.00	-

Particulars				
Nature of transaction	Related parties with whom transactions have taken place	For the year ended 2024	For the year ended 2023	For the year ended 2022
Advance / (payable) given towards purchase of goods	Swara Baby	91.46	51.06	297.40
Loan given	Swara Baby	450.00	400.00	-
Interest receivable	Swara Baby	13.98	-	1.47
Payable for purchase of goods	Solis Hygiene Private Limited	9.24	1.24	-
Advance given towards purchase of goods	Swara Hygiene Private Limited	-	60.00	-
Interest receivable	Swara Hygiene Private Limited	24.54	-	-
Loan given	Swara Hygiene Private Limited	500.00	-	-
Loan given	Brainbees ESOP Trust	3,683.41	51.81	51.81
Capital advance	Intellibeas Solutions Private Limited	1.50	-	-

B. Firstcry Management DWC LLC

(₹ in million)

Particulars				
Nature of transaction	Related parties with whom transactions have taken place	For the year ended 2024	For the year ended 2023	For the year ended 2022
Equity Contribution from Parent	Brainbees Solutions Limited (formerly Brainbees Solutions Private Limited)	1,922.62	2,013.74	569.13
Share based payments	Brainbees Solutions Limited (formerly Brainbees Solutions Private Limited)	5.14	31.29	11.68
Cost charge back	Brainbees Solutions Limited (formerly Brainbees Solutions Private Limited)	7.50	-	-
Investment Made	Firstcry Trading Company	1,322.89	1,498.33	-
Investment Made	Firstcry Retail DWC – LLC	589.87	532.52	566.91
Service Income	Firstcry Retail DWC – LLC	29.93	48.02	37.72
Service Income	Firstcry General Trading LLC	7.48	12.00	9.43
Receivable/ (Payable)	Brainbees Solutions Limited (formerly Brainbees Solutions Private Limited)	7.50	-	-
Receivable/ (Payable) for sale of services	Firstcry Retail DWC – LLC	27.13	13.57	41.22
Receivable/ (Payable)	Firstcry General Trading LLC	22.63	(10.62)	(70.77)

C. Shenzhen Starbees Services Limited

(₹ in million)

Particulars				
Nature of transaction	Related parties with whom transactions have taken place	For the year ended 2024	For the year ended 2023	For the year ended 2022
Professional fees received	Brainbees Solutions Limited (formerly Brainbees Solutions Private Limited)	0.08	8.12	41.91
Share based payments	Brainbees Solutions Limited (formerly Brainbees Solutions Private Limited)	-	-	(4.49)
Professional fees received	Firstcry Retail DWC - LLC	10.79	6.82	9.62
Professional fees received	Firstcry Trading Company	0.76	-	-
Professional fees received	Globalbees Brands Private Limited	-	15.25	0.48
Professional fees received	Merhaki Foods and Nutrition Private Limited	16.92	-	-
Professional fees received	Digital Age Retail Private Limited	28.63	22.27	-
Receivable / (payable) for professional services	Brainbees Solutions Limited (formerly Brainbees Solutions Private Limited)	-	1.52	11.41
Receivable / (payable) for professional services	Firstcry Retail DWC - LLC	1.76	(0.41)	0.39
Receivable / (payable) for professional services	Firstcry Trading Company	0.78	-	-
Receivable / (payable) for professional services	Globalbees Brands Private Limited	-	4.98	0.50
Receivable / (payable) for professional services	Merhaki Foods and Nutrition Private Limited	3.30	-	-
Receivable / (payable) for professional services	Digital Age Retail Private Limited	8.56	6.47	-

D. Edubees Educational Trust

(₹ in million)

Particulars				
Nature of transaction	Related parties with whom transactions have taken place	For the year ended 2024	For the year ended 2023	For the year ended 2022
Security Deposit Received	Brainbees Solutions Limited (formerly Brainbees Solutions Private Limited)	-	-	12.50

Particulars		For the year ended 2024	For the year ended 2023	For the year ended 2022
Nature of transaction	Related parties with whom transactions have taken place			
Royalty expenses	Brainbees Solutions Limited (formerly Brainbees Solutions Private Limited)	4.17	3.19	5.99
Purchase of student kits	Brainbees Solutions Limited (formerly Brainbees Solutions Private Limited)	2.97	6.43	4.06
Payable towards security deposit	Brainbees Solutions Limited (formerly Brainbees Solutions Private Limited)	37.50	37.50	37.50
Payable towards sale of services and goods	Brainbees Solutions Limited (formerly Brainbees Solutions Private Limited)	29.03	22.15	12.99

E. Globalbees Brands Private Limited

Particulars		For the year ended 2024	For the year ended 2023	For the year ended 2022
Nature of transaction	Related parties with whom transactions have taken place			
Investment Received	Brainbees Solutions Limited (formerly Brainbees Solutions Private Limited)	-	-	6,202.22
Sublease Rent Expense	Brainbees Solutions Limited (formerly Brainbees Solutions Private Limited)	-	0.05	0.07
Internet Display Charges	Brainbees Solutions Limited (formerly Brainbees Solutions Private Limited)	-	0.10	0.11
Cost charge back Expense	Brainbees Solutions Limited (formerly Brainbees Solutions Private Limited)	-	0.13	-
Cost charge back	Brainbees Solutions Limited (formerly Brainbees Solutions Private Limited)	3.52	-	-
Professional Service Fees	Shenzhen Starbees Services Ltd	-	15.25	0.48
Handling charges outward expense	Digital Age Retail Private Limited	6.25	10.66	-
Cost charge back	Digital Age Retail Private Limited	0.12	-	-
Purchase of Raw Material	Merhaki Foods and Nutrition Private Limited	-	6.82	-

Particulars				
Nature of transaction	Related parties with whom transactions have taken place	For the year ended 2024	For the year ended 2023	For the year ended 2022
Sale of Raw Material	Merhaki Foods and Nutrition Private Limited	11.15	38.34	5.85
Interest income	Merhaki Foods and Nutrition Private Limited	48.16	21.71	1.30
Business Enablement Fees Income	Merhaki Foods and Nutrition Private Limited	35.38	94.70	-
Loan Given	Merhaki Foods and Nutrition Private Limited	500.00	300.00	1.00
Repayment of Loan	Merhaki Foods and Nutrition Private Limited	800.00	-	1.00
Business support fees	Merhaki Foods and Nutrition Private Limited	26.44	-	-
Interest Income on Debentures	Merhaki Foods and Nutrition Private Limited	2.80	-	-
Cross charge of Expense	Merhaki Foods and Nutrition Private Limited	2.88	-	-
Investment made	Merhaki Foods and Nutrition Private Limited	1,000.00	-	-
Purchase of Raw Material	Maxinique Solutions Private Limited	-	0.07	0.33
Interest income	Maxinique Solutions Private Limited	0.02	0.02	0.01
Interest income	HealthyHey Foods LLP	1.43	1.43	0.40
Loan Given	HealthyHey Foods LLP	-	-	10.24
Miscellaneous income	HealthyHey Foods LLP	0.00	-	-
Interest income	Cloud Lifestyle Private Limited	2.20	2.20	0.42
Loan Given	Cloud Lifestyle Private Limited	-	-	15.72
Purchase of Raw Material	Cloud Lifestyle Private Limited	-	-	0.01
Interest income	Kuber Mart Industries Private Limited	-	3.26	-
Loan Given	Kuber Mart Industries Private Limited	-	100.00	-
Repayment of Loan	Kuber Mart Industries Private Limited	-	100.00	-
Purchase of Raw Material	Mush Textile Private Limited	-	0.13	-
Interest income	Mush Textile Private Limited	2.13	1.65	-
Loan Given	Mush Textile Private Limited	-	15.20	-
Interest income	HS Fitness Private Limited	9.10	9.10	1.57
Loan Given	HS Fitness Private Limited	-	-	65.00

Particulars				
Nature of transaction	Related parties with whom transactions have taken place	For the year ended 2024	For the year ended 2023	For the year ended 2022
Purchase of Raw Material	Solarista Renewables Private Limited	-	0.55	-
Interest income	Solarista Renewables Private Limited	8.40	4.67	-
Loan Given	Solarista Renewables Private Limited	-	60.00	-
Interest income	Encasa Homes Private Limited	2.10	1.52	-
Business support fees	Encasa Homes Private Limited	0.05	-	-
Loan Given	Encasa Homes Private Limited	-	15.00	-
Investment Made	Encasa Homes Private Limited	48.99	-	-
Purchase of Raw Material	Frootle India Private Limited	-	0.41	-
Interest income	Plantex E Commerce Private Limited	9.80	5.53	-
Loan Given	Plantex E Commerce Private Limited	-	70.00	-
Purchase of Raw Material	Candes Technology Private Limited	-	0.00	-
Interest income	Candes Technology Private Limited	-	0.72	-
Loan Given	Candes Technology Private Limited	-	40.00	-
Rapayment of Loan	Candes Technology Private Limited	-	40.00	-
Purchase of Raw Material	Butternut Ventures Private Limited	-	0.10	-
Investment made	JW Brands Private Limited	35.09	-	-
Purchase of Raw Material	Better & Brighter Homecare Private Limited	-	0.16	0.04
Sale of Raw Material	Eyezen Technologies Private Limited	-	0.55	-
Purchase of Raw Material	Eyezen Technologies Private Limited	-	-	0.28
Purchase of Raw Material	Dynamic IT Solutions Private Limited	-	0.03	0.17
Sale of Raw Material	Dynamic IT Solutions Private Limited	-	23.35	-
Interest income	DF Pharmacy Limited	-	-	0.01
Investment made	DF Pharmacy Limited	1,708.15	-	-

Particulars				
Nature of transaction	Related parties with whom transactions have taken place	For the year ended 2024	For the year ended 2023	For the year ended 2022
Payable for Sevices	Brainbees Solutions Limited (formerly Brainbees Solutions Private Limited)	-	0.04	0.21
Security Deposit Receivable	Brainbees Solutions Limited (formerly Brainbees Solutions Private Limited)	0.02	0.02	0.02
Payable towards sublease rent expense	Brainbees Solutions Limited (formerly Brainbees Solutions Private Limited)	0.15	0.14	-
Receivable for cost charge back	Brainbees Solutions Limited (formerly Brainbees Solutions Private Limited)	3.52	-	-
Payable for Sevices	Shenzhen Starbees Services Ltd	-	4.98	0.50
Receivable for sale of goods	Merhaki Foods and Nutrition Private Limited	217.81	42.25	6.82
Debentures outstanding (NCD) - Asset	Merhaki Foods and Nutrition Private Limited	20.00	20.00	20.00
Accrued Interest on Debentures (Income)	Merhaki Foods and Nutrition Private Limited	2.52	-	1.17
Accrued Interest on Loan (Asset)	Merhaki Foods and Nutrition Private Limited	8.34	-	-
Loan Given	Merhaki Foods and Nutrition Private Limited	-	300.00	-
Unbilled Revenue	Merhaki Foods and Nutrition Private Limited	11.46	94.70	-
Payable	Better & Brighter Homecare Private Limited	0.19	-	0.05
Debentures outstanding (CCD) - Asset	Better & Brighter Homecare Private Limited	-	20.00	20.00
Receivable for sale of goods	Cloud Lifestyle Private Limited	-	0.47	-
Accrued Interest on Loan (Asset)	Cloud Lifestyle Private Limited	4.34	2.36	0.37
Loan Given	Cloud Lifestyle Private Limited	15.72	15.72	15.72
Payable	Cloud Lifestyle Private Limited	-	-	0.01
Loan Given	Mush Textile Private Limited	15.20	15.20	-
Accrued Interest on Loan (Asset)	Mush Textile Private Limited	3.40	1.48	-
Receivable for sale of goods	HS Fitness Private Limited	0.43	0.47	-
Accrued Interest on Loan (Asset)	HS Fitness Private Limited	17.79	9.60	1.41
Loan Given	HS Fitness Private Limited	65.00	65.00	65.00

Particulars				
Nature of transaction	Related parties with whom transactions have taken place	For the year ended 2024	For the year ended 2023	For the year ended 2022
Payable	Butternut Ventures Private Limited	0.11	-	-
Debentures outstanding (CCD)-Asset	Maxinique Solutions Private Limited	150.00	150.00	150.00
Accrued Interest on Debentures (Income)	Maxinique Solutions Private Limited	0.01	-	0.01
Payable	Maxinique Solutions Private Limited	-	0.08	0.38
Loan Given	HealthyHey Foods LLP	10.24	10.24	10.24
Accrued Interest on Loan (Asset)	HealthyHey Foods LLP	2.94	1.65	0.36
Unbilled Revenue	Kuber Mart Industries Private Limited	-	48.06	-
Receivable for sale of goods	DF Pharmacy Limited	0.04	0.04	-
Debentures outstanding (CCD)-Asset	DF Pharmacy Limited	-	100.00	100.00
Accrued Interest on Debentures (Income)	DF Pharmacy Limited	0.01	0.01	0.01
Debentures Converted to Investment	DF Pharmacy Limited	1,708.15	-	-
Loan Given	Solarista Renewables Private Limited	60.00	60.00	-
Accrued Interest on Loan (Asset)	Solarista Renewables Private Limited	11.76	4.20	-
Loan Given	Encasa Homes Private Limited	15.00	15.00	-
Receivable for sale of goods	Encasa Homes Private Limited	0.01	0.41	-
Accrued Interest on Loan (Asset)	Encasa Homes Private Limited	3.26	1.37	-
Receivable for sale of goods	Frootle India Private Limited	-	68.11	-
Loan Given	Plantex E Commerce Private Limited	70.00	70.00	-
Accrued Interest on Loan (Asset)	Plantex E Commerce Private Limited	10.30	4.98	-
Unbilled Revenue	Kitchenopedia Appliances Private Limited	-	27.43	-
Receivable for sale of goods	Kitchenopedia Appliances Private Limited	29.26	-	-
Payable	Eyezen Technologies Private Limited	-	-	0.31
Payable	Dynamic IT Solutions Private Limited	-	-	0.20

F. Digital Age Retail Private Limited

(₹ in million)

Particulars		For the year ended 2024	For the year ended 2023	For the year ended 2022
Nature of transaction	Related parties with whom transactions have taken place			
Purchase of Traded Goods	Brainbees Solutions Limited (formerly Brainbees Solutions Private Limited)	12,424.47	7,919.48	-
Miscellaneous Expense	Brainbees Solutions Limited (formerly Brainbees Solutions Private Limited)	12.80	12.80	-
Rent Expense	Brainbees Solutions Limited (formerly Brainbees Solutions Private Limited)	494.44	325.20	-
Capital infusion	Brainbees Solutions Limited (formerly Brainbees Solutions Private Limited)	-	2,006.25	-
Share based payments (included in Equity)	Brainbees Solutions Limited (formerly Brainbees Solutions Private Limited)	49.50	133.59	-
Sale of Traded Goods	Brainbees Solutions Limited (formerly Brainbees Solutions Private Limited)	2,465.48	3,091.31	-
Warehousing expense	Brainbees Solutions Limited (formerly Brainbees Solutions Private Limited)	287.03	252.13	-
Purchase of Traded Goods	Firmroots Private Limited	-	0.50	-
Cost charge back	Firmroots Private Limited	-	3.30	-
Professional fees paid	Shenzhen Starbees Services Ltd	28.63	22.27	-
Cost charge back	Firstcry Retail DWC – LLC	0.02	-	-
Miscellaneous income	Globalbees Brands Private Limited	6.25	10.66	-
Cost charge back	Globalbees Brands Private Limited	0.12	-	-
Purchase of Traded Goods	Merhaki Food and Nutrition Private Limited	10.98	7.07	-
Miscellaneous income	Merhaki Food and Nutrition Private Limited	1.21	0.05	-
Purchase of Traded Goods	Better And Brighter Homecare Private Limited	-	0.00	-

Particulars				
Nature of transaction	Related parties with whom transactions have taken place	For the year ended 2024	For the year ended 2023	For the year ended 2022
Miscellaneous income	Better And Brighter Homecare Private Limited	-	0.00	-
Miscellaneous income	Cloud Lifestyle Private Limited	-	0.00	-
Purchase of Traded Goods	Dynamic IT Solution Private Limited	-	0.18	-
Miscellaneous income	Dynamic IT Solution Private Limited	0.00	0.01	-
Miscellaneous income	Butternut Ventures Private Limited	0.00	-	-
Purchase of Traded Goods	Kubermart Industries Private Limited	6.14	7.35	-
Miscellaneous income	Kubermart Industries Private Limited	0.04	0.16	-
Purchase of Traded Goods	DF Pharmacy Limited	-	0.33	-
Miscellaneous income	DF Pharmacy Limited	-	0.01	-
Purchase of Traded Goods	Solarista Renewables Private Limited	5.14	1.42	-
Purchase of Traded Goods	Prayosha Expo Private Limited	2.10	1.14	-
Miscellaneous income	Prayosha Expo Private Limited	0.02	0.01	-
Interest Income	Intellibeas Solutions Private Limited	0.14	-	-
Loan given	Intellibeas Solutions Private Limited	3.00	-	-
Payable for purchase of goods	Brainbees Solutions Limited (formerly Brainbees Solutions Private Limited)	5,932.85	3,731.76	-
Security deposits	Brainbees Solutions Limited (formerly Brainbees Solutions Private Limited)	2.71	2.71	-
Payable for professional services	Shenzhen Starbees Services Ltd	8.56	6.47	-
Receivable for cost charge back	Firmroots Private Limited	-	3.30	-
Receivable for cost charge back	Firstery Retail DWC – LLC	0.02	-	-
Receivable towards sale of services	Globalbees Brands Private Limited	-	1.18	-
Payable for purchase of goods	Merhaki Food and Nutrition Private Limited	2.77	6.38	-
Receivable for miscellaneous income	Merhaki Food and Nutrition Private Limited	0.85	-	-

Particulars		For the year ended 2024	For the year ended 2023	For the year ended 2022
Nature of transaction	Related parties with whom transactions have taken place			
Payable for purchase of goods	Better And Brighter Homecare Private Limited	(0.00)	(0.00)	-
Payable for purchase of goods	Cloud Lifestyle Private Limited	(0.00)	(0.00)	-
Payable for purchase of goods	Dynamic It Solution Private Limited	(0.01)	(0.01)	-
Payable for purchase of goods	Kubermart Industries Private Limited	1.51	0.78	-
Payable for purchase of goods	DF Pharmacy Limited	(0.00)	(0.00)	-
Payable for purchase of goods	Solarista Renewables Private Limited	0.19	-	-
Payable for purchase of goods	Prayosha Expo Private Limited	0.27	0.29	-
Interest receivable	Intellibeas Solutions Private Limited	0.14	-	-
Loan Receivable	Intellibeas Solutions Private Limited	3.00	-	-

G. Swara Baby Products Private Limited

(₹ in million)

Particulars		For the year ended 2024	For the year ended 2023	For the year ended 2022
Nature of transaction	Related parties with whom transactions have taken place			
Sale of Traded Goods	Brainbees Solutions Limited (formerly Brainbees Solutions Private Limited)	1,944.26	2,065.71	1,039.99
Interest Expense	Brainbees Solutions Limited (formerly Brainbees Solutions Private Limited)	32.75	21.80	2.09
Loan Received	Brainbees Solutions Limited (formerly Brainbees Solutions Private Limited)	50.00	400.00	-
Investment in Equity Share	Swara Hygiene Private Limited	-	0.10	-
Sale of Assets	Swara Hygiene Private Limited	-	179.29	-
Loan given	Swara Hygiene Private Limited	842.35	474.89	-
Interest income on loan given	Swara Hygiene Private Limited	45.25	11.59	-
Sale of products	Swara Hygiene Private Limited	217.06	-	-
Purchase of products	Swara Hygiene Private Limited	572.40	-	-
Sale of products	Solis Hygiene Private Limited	113.03	19.83	-
Purchase of products	Solis Hygiene Private Limited	1,074.20	580.68	-
Loan given	Solis Hygiene Private Limited	50.00	200.00	-

Particulars				
Nature of transaction	Related parties with whom transactions have taken place	For the year ended 2024	For the year ended 2023	For the year ended 2022
Interest income on loan given	Solis Hygiene Private Limited	19.38	9.68	-
Sale of products	Firstcry Retail DWC LLC	9.78		
Advance received/(receivable) towards purchase of goods	Brainbees Solutions Limited (formerly Brainbees Solutions Private Limited)	91.46	51.06	297.40
Loan received	Brainbees Solutions Limited (formerly Brainbees Solutions Private Limited)	450.00	400.00	-
Interest receivable	Brainbees Solutions Limited (formerly Brainbees Solutions Private Limited)	13.98	-	1.47
Receivable for sale of goods	Swara Hygiene Private Limited	61.67	1.84	-
Loan given	Swara Hygiene Private Limited	933.22	347.63	-
Advance towards purchase of goods	Swara Hygiene Private Limited	38.26	-	-
Payable for purchase of goods	Solis Hygiene Private Limited	2.21	3.83	-
Loan given	Solis Hygiene Private Limited	250.00	200.00	-

H. Swara Hygiene Private Limited

(₹ in million)

Particulars				
Nature of transaction	Related parties with whom transactions have taken place	For the year ended 2024	For the year ended 2023	For the year ended 2022
Interest Expense	Brainbees Solutions Limited (formerly Brainbees Solutions Private Limited)	24.54	-	-
Loan Received	Brainbees Solutions Limited (formerly Brainbees Solutions Private Limited)	500.00	-	-
Equity Contribution from Parent	Swara Baby Products Private Limited	-	0.10	-
Purchase of Assets	Swara Baby Products Private Limited	-	179.29	-
Loan Received	Swara Baby Products Private Limited	842.35	474.89	-
Interest expense on loan	Swara Baby Products Private Limited	45.25	11.59	-
Sale of products	Swara Baby Products Private Limited	572.40	-	-

Particulars		For the year ended 2024	For the year ended 2023	For the year ended 2022
Nature of transaction	Related parties with whom transactions have taken place			
Purchase of products	Swara Baby Products Private Limited	217.06	-	-
Advance received towards purchase of goods	Brainbees Solutions Limited (formerly Brainbees Solutions Private Limited)	-	60.00	-
Interest paid	Brainbees Solutions Limited (formerly Brainbees Solutions Private Limited)	24.54	-	-
Loan received	Brainbees Solutions Limited (formerly Brainbees Solutions Private Limited)	500.00	-	-
(Receivable)/ Payable for purchase of goods	Swara Baby Products Private Limited	99.93	1.84	-
Loan received	Swara Baby Products Private Limited	933.22	347.63	-

I. Solis Hygiene Private Limited

(₹ in million)

Particulars		For the year ended 2024	For the year ended 2023	For the year ended 2022
Nature of transaction	Related parties with whom transactions have taken place			
Equity Contribution from Parent	Brainbees Solutions Limited (formerly Brainbees Solutions Private Limited)	-	-	173.61
Sale of Traded Goods	Brainbees Solutions Limited (formerly Brainbees Solutions Private Limited)	87.89	15.41	-
Purchase of products	Swara Baby Products Private Limited	113.03	19.83	-
Sale of products	Swara Baby Products Private Limited	1,074.20	580.68	-
Loan received	Swara Baby Products Private Limited	50.00	200.00	-
Interest expense on loan	Swara Baby Products Private Limited	19.38	9.68	-
Sale of fixed assets	Swara Hygiene Private Limited	0.05	-	-
Receivable for sale of goods	Brainbees Solutions Limited (formerly Brainbees Solutions Private Limited)	9.24	1.24	-

Particulars		For the year ended 2024	For the year ended 2023	For the year ended 2022
Nature of transaction	Related parties with whom transactions have taken place			
Receivable for sale of goods	Swara Baby Products Private Limited	2.21	3.83	-
Loan repayable	Swara Baby Products Private Limited	250.00	200.00	-

J. Firmroots Private Limited

(₹ in million)

Particulars		For the year ended 2024	For the year ended 2023	For the year ended 2022
Nature of transaction	Related parties with whom transactions have taken place			
Sale of Traded Goods	Brainbees Solutions Limited (formerly Brainbees Solutions Private Limited)	-	-	0.52
Internet Display Charges	Brainbees Solutions Limited (formerly Brainbees Solutions Private Limited)	7.20	8.01	-
Rent Received	Brainbees Solutions Limited (formerly Brainbees Solutions Private Limited)	0.05	0.05	0.03
Rent Paid	Brainbees Solutions Limited (formerly Brainbees Solutions Private Limited)	0.01	0.01	-
Sale of Traded Goods	Digital Age Retail Private Limited	-	0.50	-
Cost charge back received	Digital Age Retail Private Limited	-	3.30	-
Payable towards services received	Brainbees Solutions Limited (formerly Brainbees Solutions Private Limited)	1.20	5.05	0.59
Payable towards rent	Brainbees Solutions Limited (formerly Brainbees Solutions Private Limited)	0.01	0.01	-
Receivable for sale of goods	Brainbees Solutions Limited (formerly Brainbees Solutions Private Limited)	-	-	0.52
Receivable towards Rent	Brainbees Solutions Limited (formerly Brainbees Solutions Private Limited)	0.01	0.02	0.03
Payable for cost charge back	Digital Age Retail Private Limited	-	3.30	-

K. Joybees Private Limited

(₹ in million)

Particulars				
Nature of transaction	Related parties with whom transactions have taken place	For the year ended 2024	For the year ended 2023	For the year ended 2022
Equity Contribution from Parent	Brainbees Solutions Limited (formerly Brainbees Solutions Private Limited)	-	-	0.10

L. Firstcry Retail DWC - LLC

(₹ in million)

Particulars				
Nature of transaction	Related parties with whom transactions have taken place	For the year ended 2024	For the year ended 2023	For the year ended 2022
Purchase of trading goods	Brainbees Solutions Limited (formerly Brainbees Solutions Private Limited)	478.81	242.13	188.22
Service Fees	Brainbees Solutions Limited (formerly Brainbees Solutions Private Limited)	73.82	64.11	69.96
Cost charge back paid	Brainbees Solutions Limited (formerly Brainbees Solutions Private Limited)	0.44	2.27	2.32
Share based payments	Brainbees Solutions Limited (formerly Brainbees Solutions Private Limited)	23.10	25.23	6.67
Royalty Expense	Brainbees Solutions Limited (formerly Brainbees Solutions Private Limited)	148.15	119.35	93.06
Cost charge back	Digital Age Retail Private Limited	0.02	-	-
Sale of traded goods	Firstcry Trading Company	94.01	10.28	-
Equity Contribution from Parent	Firstcry Management DWC - LLC	589.87	532.52	566.91
Service Expense	Firstcry Management DWC - LLC	29.93	48.02	37.72
Sale of traded goods	Firstcry General Trading LLC	4,846.31	3,914.15	3,061.54
Service income	Firstcry General Trading LLC	163.66	143.52	102.88
Professional services	Shenzhen Starbees Services Ltd	10.79	6.82	9.62
Payable for purchase of goods	Brainbees Solutions Limited (formerly Brainbees Solutions Private Limited)	321.24	118.07	79.65
Payable for Service charge	Brainbees Solutions Limited (formerly Brainbees Solutions Private Limited)	74.38	64.11	69.96

Particulars				
Nature of transaction	Related parties with whom transactions have taken place	For the year ended 2024	For the year ended 2023	For the year ended 2022
Payable for cost charge back	Brainbees Solutions Limited (formerly Brainbees Solutions Private Limited)	0.44	2.01	2.32
Payable for Royalty	Brainbees Solutions Limited (formerly Brainbees Solutions Private Limited)	148.15	119.35	93.06
Payable for cost charge back	Digital Age Retail Private Limited	0.02	-	-
Receivable / (payable)	Firstcry Trading Company	94.65	10.80	-
Receivable / (payable) for services	Firstcry Management DWC - LLC	(27.13)	(13.57)	(41.22)
Receivable / (payable) for services	Firstcry General Trading LLC	45.44	45.05	47.93
Receivable / (payable) for services	Shenzhen Starbees Services Ltd	(1.76)	(0.41)	0.39

M. Firstcry Trading Company

(₹ in million)

Particulars				
Nature of transaction	Related parties with whom transactions have taken place	For the year ended 2024	For the year ended 2023	For the year ended 2022
Purchase of trading goods	Brainbees Solutions Limited (formerly Brainbees Solutions Private Limited)	136.33	87.43	-
Service Charge	Brainbees Solutions Limited (formerly Brainbees Solutions Private Limited)	73.82	64.37	-
Cost charge back paid	Brainbees Solutions Limited (formerly Brainbees Solutions Private Limited)	0.98	2.41	-
Royalty expense	Brainbees Solutions Limited (formerly Brainbees Solutions Private Limited)	54.07	-	-
Share based payments	Brainbees Solutions Limited (formerly Brainbees Solutions Private Limited)	50.32	-	-
Professional Services	Shenzhen Starbees Services Ltd	0.76	-	-
Purchase of traded goods	Firstcry Retail DWC - LLC	94.01	10.28	-
Equity Contribution from Parent	Firstcry Management DWC - LLC	1,322.89	1,498.33	-
Purchase of traded goods	Firstcry General Trading LLC	43.91	36.90	2.70
(Payable) for purchase of goods	Brainbees Solutions Limited (formerly Brainbees Solutions Private Limited)	(36.08)	(26.84)	-

Particulars				
Nature of transaction	Related parties with whom transactions have taken place	For the year ended 2024	For the year ended 2023	For the year ended 2022
(Payable) for Service charge	Brainbees Solutions Limited (formerly Brainbees Solutions Private Limited)	(138.19)	(64.37)	-
(Payable) for cost charge back	Brainbees Solutions Limited (formerly Brainbees Solutions Private Limited)	(0.95)	(2.41)	-
(Payable) for Royalty expense	Brainbees Solutions Limited (formerly Brainbees Solutions Private Limited)	(54.07)	-	-
Receivable / (payable) for services	Shenzhen Starbees Services Ltd	(0.78)	-	-
Receivable / (payable)	Firstcry Retail DWC - LLC	(94.65)	(10.80)	-
Receivable / (payable)	Firstcry General Trading LLC	(12.33)	(23.88)	(2.74)

N. Firstcry General Trading LLC

(₹ in million)

Particulars				
Nature of transaction	Related parties with whom transactions have taken place	For the year ended 2024	For the year ended 2023	For the year ended 2022
Sale of traded goods	Firstcry Trading Company	43.91	36.90	2.70
Service Expense	Firstcry Management DWC - LLC	7.48	12.00	9.43
Purchase of traded goods	Firstcry Retail DWC LLC	4,846.31	3,914.15	3,061.54
Service expense	Firstcry Retail DWC LLC	163.66	143.52	102.88
Receivable/ (Payable)	Firstcry Retail DWC - LLC	(45.44)	(45.05)	(47.93)
Receivable / (payable)	Firstcry Management DWC - LLC	(22.63)	10.62	70.77
Receivable/ (Payable)	Firstcry Trading Company	12.33	23.88	2.74

O. Merhaki Foods and Nutrition Private Limited

(₹ in million)

Particulars				
Nature of transaction	Related parties with whom transactions have taken place	For the year ended 2024	For the year ended 2023	For the year ended 2022
Internet Display Charges	Brainbees Solutions Limited (formerly Brainbees Solutions Private Limited)	-	0.76	-
Marketing expense	Brainbees Solutions Limited (formerly Brainbees Solutions Private Limited)	0.58	-	-

Particulars				
Nature of transaction	Related parties with whom transactions have taken place	For the year ended 2024	For the year ended 2023	For the year ended 2022
Sublease rent expense	Brainbees Solutions Limited (formerly Brainbees Solutions Private Limited)	1.80	-	-
Purchase of goods	GlobalBees Brands Private Limited	11.15	38.34	5.85
Sale of goods	GlobalBees Brands Private Limited	-	6.82	-
Interest on loan	GlobalBees Brands Private Limited	48.16	21.71	1.30
Business Enablement Fees Expense	GlobalBees Brands Private Limited	35.38	94.70	-
Debentures outstanding (NCD) - Liability	GlobalBees Brands Private Limited	-	20.00	-
Loan Taken	GlobalBees Brands Private Limited	500.00	300.00	-
Business Support services Expense	GlobalBees Brands Private Limited	26.44	-	-
Repayment of Loan	GlobalBees Brands Private Limited	800.00	-	-
Issue of Equity Shares	GlobalBees Brands Private Limited	1,000.00	-	-
Interest on Debentures	GlobalBees Brands Private Limited	2.80	-	-
Professional Service Fees	Shenzhen Starbees Services Ltd	16.92	-	-
Sale of Traded goods	Digital Age Retail Private Limited	10.98	7.07	-
Miscellaneous expense	Digital Age Retail Private Limited	1.21	0.05	-
Purchase of goods	Maxinique Solutions Private Limited	22.58	17.85	4.53
Sale of goods	Maxinique Solutions Private Limited	0.01	0.04	-
LRD Fees Income	Maxinique Solutions Private Limited	0.36	0.61	-
Business Enablement Fees Expense	Maxinique Solutions Private Limited	2.45	10.48	-
Subvention Fees Income	Maxinique Solutions Private Limited	0.98	-	-

Particulars				
Nature of transaction	Related parties with whom transactions have taken place	For the year ended 2024	For the year ended 2023	For the year ended 2022
Purchase of goods	Better & Brighter Homecare Private Limited	13.62	11.08	2.66
Sale of goods	Better & Brighter Homecare Private Limited	0.22	0.03	0.57
LRD Fees Income	Better & Brighter Homecare Private Limited	0.67	0.45	-
Business Enablement Fees Expense	Better & Brighter Homecare Private Limited	8.33	1.85	-
Purchase of goods	HealthyHey Foods LLP	0.81	11.39	7.87
Sale of goods	HealthyHey Foods LLP	0.67	0.05	-
LRD Fees Income	HealthyHey Foods LLP	0.05	0.08	-
Business Enablement Fees Expense	HealthyHey Foods LLP	0.39	0.61	-
Subvention Fees Income	HealthyHey Foods LLP	0.36	-	-
Sale of goods	Cloud Lifestyle Private Limited	91.54	-	0.11
Purchase of goods	Cloud Lifestyle Private Limited	1.56	6.15	4.29
Subvention Fees Income	Cloud Lifestyle Private Limited	1.67	6.74	-
LRD Fees Income	Cloud Lifestyle Private Limited	1.05	0.99	-
Business Enablement Fees Expense	Cloud Lifestyle Private Limited	1.51	-	-
Purchase of goods	Eyezen Technologies Private Limited	0.92	27.17	4.45
Sale of goods	Eyezen Technologies Private Limited	0.01	0.04	0.70
Subvention Fees Income	Eyezen Technologies Private Limited	9.01	-	-
LRD Fees Income	Eyezen Technologies Private Limited	1.02	1.19	-
Business Enablement Fees Expense	Eyezen Technologies Private Limited	2.71	5.16	-
Purchase of goods	Butternut Ventures Private Limited	26.14	12.52	1.74
Sale of goods	Butternut Ventures Private Limited	1.61	-	0.35
LRD Fees Income	Butternut Ventures Private Limited	0.77	0.40	-
Business Enablement Fees Expense	Butternut Ventures Private Limited	6.89	1.61	-

Particulars		For the year ended 2024	For the year ended 2023	For the year ended 2022
Nature of transaction	Related parties with whom transactions have taken place			
Purchase of goods	Kuber Mart Industries Private Limited	33.48	62.29	-
Sale of goods	Kuber Mart Industries Private Limited	20.53	0.22	-
Subvention Fees Income	Kuber Mart Industries Private Limited	7.23	24.89	-
LRD Fees Income	Kuber Mart Industries Private Limited	2.07	1.84	-
Business Enablement Fees Expense	Kuber Mart Industries Private Limited	1.84	-	-
Purchase of goods	Dynamic IT Solutions Private Limited	140.67	135.57	6.62
Sale of goods	Dynamic IT Solutions Private Limited	0.26	3.07	-
Subvention Fees Income	Dynamic IT Solutions Private Limited	1.32	9.88	-
LRD Fees Income	Dynamic IT Solutions Private Limited	2.93	2.86	-
Business Enablement Fees Expense	Dynamic IT Solutions Private Limited	19.67	-	-
Purchase of goods	Mush Textile Private Limited	19.27	22.63	0.84
Sale of goods	Mush Textile Private Limited	1.47	0.21	0.19
LRD Fees Income	Mush Textile Private Limited	1.07	0.78	-
Business Enablement Fees Expense	Mush Textile Private Limited	8.74	11.10	-
Purchase of goods	HS Fitness Private Limited	160.85	166.13	0.21
Sale of goods	HS Fitness Private Limited	10.46	21.99	0.01
LRD Fees Income	HS Fitness Private Limited	4.30	3.70	-
Business Enablement Fees Expense	HS Fitness Private Limited	2.40	28.10	-
Subvention Fees Income	HS Fitness Private Limited	25.36	-	-
Purchase of goods	DF Pharmacy Limited	93.35	46.76	-
Sale of goods	DF Pharmacy Limited	28.30	0.10	-
Subvention Fees Income	DF Pharmacy Limited	-	8.43	-
LRD Fees Income	DF Pharmacy Limited	3.95	1.52	-
Business Enablement Fees Expense	DF Pharmacy Limited	28.14	-	-
Purchase of goods	Candes Technology Private Limited	21.21	91.29	-

Particulars				
Nature of transaction	Related parties with whom transactions have taken place	For the year ended 2024	For the year ended 2023	For the year ended 2022
Sale of goods	Candes Technology Private Limited	22.30	12.20	-
Subvention Fees Income	Candes Technology Private Limited	4.80	17.56	-
LRD Fees Income	Candes Technology Private Limited	0.53	1.30	-
Business Enablement Fees Expense	Candes Technology Private Limited	1.44	-	-
Purchase of goods	Solarista Renewables Private Limited	206.57	73.61	-
Sale of goods	Solarista Renewables Private Limited	18.99	0.00	-
Subvention Fees Income	Solarista Renewables Private Limited	4.97	1.71	-
LRD Fees Income	Solarista Renewables Private Limited	4.20	0.77	-
Business Enablement Fees Expense	Solarista Renewables Private Limited	33.85	-	-
Purchase of goods	Encasa Homes Private Limited	1.65	0.80	-
Sale of goods	Encasa Homes Private Limited	0.26	-	-
Subvention Fees Income	Encasa Homes Private Limited	-	0.26	-
LRD Fees Income	Encasa Homes Private Limited	0.05	0.03	-
Business Enablement Fees Expense	Encasa Homes Private Limited	0.44	-	-
Purchase of goods	Frootle India Private Limited	2.39	13.24	-
Sale of goods	Frootle India Private Limited	1.71	0.14	-
LRD Fees Income	Frootle India Private Limited	0.08	0.23	-
Business Enablement Fees Expense	Frootle India Private Limited	1.24	0.66	-
Subvention Fees Income	Frootle India Private Limited	0.81	-	-
Purchase of goods	Prayosha Expo Private Limited	0.24	4.49	-
Sale of goods	Prayosha Expo Private Limited	0.18	0.11	-
Subvention Fees Income	Prayosha Expo Private Limited	0.62	1.56	-
LRD Fees Income	Prayosha Expo Private Limited	0.01	0.10	-
Interest on loan	Prayosha Expo Private Limited	2.00	-	-
Loan Taken	Prayosha Expo Private Limited	50.00	-	-
Business Support services Expense	Prayosha Expo Private Limited	0.24	-	-
Sale of goods	GlobalBees Brands DWC LLC	7.66	14.53	-

Particulars				
Nature of transaction	Related parties with whom transactions have taken place	For the year ended 2024	For the year ended 2023	For the year ended 2022
Purchase of goods	JW Brands Private Limited	19.71	11.09	-
Sale of Property, plant and equipment and Intangible assets	JW Brands Private Limited	-	-	-
Sale of goods	JW Brands Private Limited	0.30	-	-
Purchase of goods	Plantex E Commerce Private Limited	62.69	10.41	-
Sale of goods	Plantex E Commerce Private Limited	40.91	-	-
Subvention Fees Income	Plantex E Commerce Private Limited	4.13	1.78	-
LRD Fees Income	Plantex E Commerce Private Limited	0.53	0.30	-
Purchase of goods	Kitchenopedia Appliances Private Limited	16.67	1.04	-
Sale of goods	Kitchenopedia Appliances Private Limited	1.07	-	-
Subvention Fees Income	Kitchenopedia Appliances Private Limited	-	2.21	-
LRD Fees Income	Kitchenopedia Appliances Private Limited	-	0.20	-
Payable for services	Brainbees Solutions Limited (formerly Brainbees Solutions Private Limited)	0.46	0.00	-
Payable	Globalbees Brands Private Limited	205.69	136.95	6.82
Provision	Globalbees Brands Private Limited	23.12		
Debentures outstanding (NCD) - Liability	Globalbees Brands Private Limited	20.00	-	20.00
Accrued Interest on Debentures (Expense)	Globalbees Brands Private Limited	2.52	-	1.17
Accrued Interest on Loan (Liability)	Globalbees Brands Private Limited	8.34	-	-
Loan Taken	Globalbees Brands Private Limited	-	300.00	-
Payable for services	Shenzhen Starbees Services Ltd	3.30	-	-
Receivable for sale of goods	Digital Age Retail Private Limited	2.77	6.38	-

Particulars				
Nature of transaction	Related parties with whom transactions have taken place	For the year ended 2024	For the year ended 2023	For the year ended 2022
Payable for miscellaneous income	Digital Age Retail Private Limited	0.85	-	-
Unbilled Revenue	Better & Brighter Homecare Private Limited	0.12	-	-
Payable	Better & Brighter Homecare Private Limited	17.95	1.85	3.71
Provision	Better & Brighter Homecare Private Limited	1.33	-	-
Receivable for sale of goods	Cloud Lifestyle Private Limited	31.44	4.64	-
Payable	Cloud Lifestyle Private Limited	-	-	3.00
Unbilled Revenue	Cloud Lifestyle Private Limited	0.22	7.73	-
Provision	Cloud Lifestyle Private Limited	1.40	-	-
Receivable for sale of goods	Eyezen Technologies Private Limited	14.05	-	-
Payable	Eyezen Technologies Private Limited	1.69	5.16	4.13
Unbilled Revenue	Eyezen Technologies Private Limited	0.19	-	-
Provision	Eyezen Technologies Private Limited	2.66	-	-
Payable	Mush Textile Private Limited	1.30	0.30	1.06
Unbilled Revenue	Mush Textile Private Limited	0.20	-	-
Provision	Mush Textile Private Limited	1.04	-	-
Receivable for sale of goods	Candes Technology Private Limited	57.36	8.96	-
Unbilled Revenue	Candes Technology Private Limited	0.21	-	-
Provision	Candes Technology Private Limited	1.41	-	-
Receivable for sale of goods	GlobalBees Brands DWC LLC	18.31	13.09	-
Payable	Butternut Ventures Private Limited	0.32	3.10	0.35
Unbilled Revenue	Butternut Ventures Private Limited	0.21	-	-
Provision	Butternut Ventures Private Limited	1.97	-	-
Receivable for sale of goods	Butternut Ventures Private Limited	-	-	0.06

Particulars				
Nature of transaction	Related parties with whom transactions have taken place	For the year ended 2024	For the year ended 2023	For the year ended 2022
Payable	Maxinique Solutions Private Limited	46.81	23.52	5.34
Unbilled Revenue	Maxinique Solutions Private Limited	0.36	-	-
Payable	HealthyHey Foods LLP	-	2.27	4.92
Unbilled Revenue	HealthyHey Foods LLP	0.35	-	-
Receivable for sale of goods	HealthyHey Foods LLP	0.46	-	-
Payable	Kuber Mart Industries Private Limited	-	20.13	-
Unbilled Revenue	Kuber Mart Industries Private Limited	0.39	-	-
Provision		1.80	-	-
Receivable	Kuber Mart Industries Private Limited	62.33	-	-
Payable	Dynamic IT Solutions Private Limited	41.45	16.83	7.72
Unbilled Revenue	Dynamic IT Solutions Private Limited	0.70	-	-
Provision	Dynamic IT Solutions Private Limited	10.76	-	-
Receivable for sale of goods	Dynamic IT Solutions Private Limited	-	-	-
Receivable	HS Fitness Private Limited	50.54	25.84	-
Unbilled Revenue	HS Fitness Private Limited	8.80	-	-
Payable	HS Fitness Private Limited	-	-	0.26
Payable	DF Pharmacy Limited	54.49	22.10	-
Unbilled Revenue	DF Pharmacy Limited	1.47	-	-
Provision	DF Pharmacy Limited	19.73	-	-
Payable	Solarista Renewables Private Limited	157.34	6.73	-
Unbilled Revenue	Solarista Renewables Private Limited	5.25	-	-
Payable	Encasa Homes Private Limited	1.38	1.12	-
Unbilled Revenue	Encasa Homes Private Limited	0.01	-	-
Provision	Encasa Homes Private Limited	0.43	-	-
Payable	Frootle India Private Limited	-	1.82	-
Unbilled Revenue	Frootle India Private Limited	0.67	-	-
Payable	Prayosha Expo Private Limited	-	0.07	-
Unbilled Revenue	Prayosha Expo Private Limited	0.05	-	-

Particulars				
Nature of transaction	Related parties with whom transactions have taken place	For the year ended 2024	For the year ended 2023	For the year ended 2022
Receivable	Prayosha Expo Private Limited	2.41	-	-
Loan Taken	Prayosha Expo Private Limited	50.00	-	-
Interest accrued on loan	Prayosha Expo Private Limited	0.35	-	-
Payable	Plantex E Commerce Private Limited	15.39	10.05	-
Unbilled Revenue	Plantex E Commerce Private Limited	1.33	-	-
Payable	Kitchenopedia Appliances Private Limited	-	0.50	-
Advance given	Kitchenopedia Appliances Private Limited	-	-	-
Receivable for sale of goods	Kitchenopedia Appliances Private Limited	3.51	-	-
Payable	JW Brands Private Limited	0.04	4.92	-

P. Better & Brighter Homecare Private Limited

(₹ in million)

Particulars				
Nature of transaction	Related parties with whom transactions have taken place	For the year ended 2024	For the year ended 2023	For the year ended 2022
Sale of goods	GlobalBees Brands Private Limited	-	0.16	0.04
Sale of Traded goods	Digital Age Retail Private Limited	-	0.00	-
Miscellaneous expense	Digital Age Retail Private Limited	-	0.00	-
Purchase of goods	Merhaki Foods and Nutrition Private Limited	0.22	0.03	0.57
Sale of goods	Merhaki Foods and Nutrition Private Limited	13.62	11.08	2.66
LRD Fees Expense	Merhaki Foods and Nutrition Private Limited	0.67	0.45	-
Business Enablement Fees Income	Merhaki Foods and Nutrition Private Limited	8.33	1.85	-
Purchase of goods	DF Pharmacy Limited	-	1.05	-
Sale of goods	DF Pharmacy Limited	-	0.47	-
Receivable for sale of goods	Globalbees Brands Private Limited	0.19	-	0.05

Particulars		For the year ended 2024	For the year ended 2023	For the year ended 2022
Nature of transaction	Related parties with whom transactions have taken place			
Debentures outstanding (CCD) - Liability	Globalbees Brands Private Limited	-	20.00	20.00
Receivable for sale of goods	Digital Age Retail Pvt Ltd	(0.00)	-	-
Unbilled Revenue	Merhaki Foods and Nutrition Private Limited	1.36	1.85	0.57
Receivable for sale of goods	Merhaki Foods and Nutrition Private Limited	17.95	-	3.14

Q. Eyezen Technologies Private Limited

(₹ in million)

Particulars		For the year ended 2024	For the year ended 2023	For the year ended 2022
Nature of transaction	Related parties with whom transactions have taken place			
Purchase of goods	GlobalBees Brands Private Limited	-	0.55	-
Sale of goods	GlobalBees Brands Private Limited	-	-	0.28
Purchase of goods	Merhaki Foods and Nutrition Private Limited	0.01	0.04	0.70
Sale of goods	Merhaki Foods and Nutrition Private Limited	0.92	27.17	4.45
Subvention Fees Expense	Merhaki Foods and Nutrition Private Limited	9.01	-	-
Business Enablement Fees Income	Merhaki Foods and Nutrition Private Limited	2.71	5.16	-
LRD Fees Expense	Merhaki Foods and Nutrition Private Limited	1.02	1.19	-
Receivable for sale of goods	Digital Age Retail Private Limited	-	(0.00)	-
Payable	Merhaki Foods and Nutrition Private Limited	13.73	-	-
Unbilled Revenue	Merhaki Foods and Nutrition Private Limited	-	5.16	0.70
Receivable	Merhaki Foods and Nutrition Private Limited	11.34	-	3.43
Receivable	Merhaki Foods and Nutrition Private Limited	-	-	0.31

R. Cloud Lifestyle Private Limited

(₹ in million)

Particulars		For the year ended 2024	For the year ended 2023	For the year ended 2022
Nature of transaction	Related parties with whom transactions have taken place			
Interest on Loan	GlobalBees Brands Private Limited	2.20	2.20	0.42
Loan Taken	GlobalBees Brands Private Limited	-	-	15.72
Sale of goods	GlobalBees Brands Private Limited	-	-	0.01
Miscellaneous expense	Digital Age Retail Private Limited	-	0.00	-
Purchase of Goods	Merhaki Foods and Nutrition Private Limited	91.54	-	0.11
Sale of goods	Merhaki Foods and Nutrition Private Limited	1.56	6.15	4.29
Subvention Fees Expense	Merhaki Foods and Nutrition Private Limited	1.67	6.74	-
LRD Fees Expense	Merhaki Foods and Nutrition Private Limited	1.05	0.99	-
Business Enablement Fees	Merhaki Foods and Nutrition Private Limited	1.51	-	-
Purchase of Goods	DF Pharmacy Limited	0.05	-	-
Accrued Interest on Loan (Liability)	Globalbees Brands Private Limited	4.34	2.36	0.37
Loan Taken	Globalbees Brands Private Limited	15.72	15.72	15.72
Payable	Globalbees Brands Private Limited	20.06	0.47	-
Receivable	Globalbees Brands Private Limited	-	-	0.01
Receivable for sale of goods	Digital Age Retail Private Limited	(0.00)	(0.00)	-
Payable	Merhaki Foods and Nutrition Private Limited	14.99	12.37	-
Receivable	Merhaki Foods and Nutrition Private Limited	15.24	-	2.88
Unbilled revenue	Merhaki Foods and Nutrition Private Limited	-	-	0.11
Payable	DF Pharmacy Limited	0.06	-	-

S. Maxinique Solutions Private Limited

(₹ in million)

Particulars		For the year ended 2024	For the year ended 2023	For the year ended 2022
Nature of transaction	Related parties with whom transactions have taken place			
Internet Display Charges	Brainbees Solutions Limited (formerly Brainbees Solutions Private Limited)	-	-	0.05
Sale of goods	GlobalBees Brands Private Limited	-	0.07	0.33
Interest on Loan	GlobalBees Brands Private Limited	0.02	0.02	0.01
Purchase of goods	Merhaki Foods and Nutrition Private Limited	0.01	0.04	-
Sale of goods	Merhaki Foods and Nutrition Private Limited	22.58	17.85	4.53
LRD Fees Expense	Merhaki Foods and Nutrition Private Limited	0.36	0.61	-
Business Enablement Fees Income	Merhaki Foods and Nutrition Private Limited	2.45	10.48	-
Subvention Fees Expense	Merhaki Foods and Nutrition Private Limited	0.98	-	-
Purchase of goods	DF Pharmacy Limited	0.56	3.02	-
Payable for services	Brainbees Solutions Limited (formerly Brainbees Solutions Private Limited)	-	0.06	0.06
Debentures outstanding (CCD) - Liability	Globalbees Brands Private Limited	-	150.00	150.00
Accrued Interest on Debentures (Expense)	Globalbees Brands Private Limited	0.01	-	0.01
Receivable for sale of goods	Globalbees Brands Private Limited	-	0.08	0.38
Receivable for sale of goods	Merhaki Foods and Nutrition Private Limited	46.46	13.04	5.34
Unbilled Revenue	Merhaki Foods and Nutrition Private Limited	-	10.48	-
Payable	DF Pharmacy Limited	-	0.45	-

T. HealthyHey Foods LLP

(₹ in million)

Particulars				
Nature of transaction	Related parties with whom transactions have taken place	For the year ended 2024	For the year ended 2023	For the year ended 2022
Interest on Loan	GlobalBees Brands Private Limited	1.44	1.43	0.40
Loan Taken	GlobalBees Brands Private Limited	-	-	10.24
Purchase of goods	Merhaki Foods and Nutrition Private Limited	0.67	0.05	-
Sale of goods	Merhaki Foods and Nutrition Private Limited	0.81	11.39	7.87
LRD Fees Expense	Merhaki Foods and Nutrition Private Limited	0.05	0.08	-
Business Enablement Fees Income	Merhaki Foods and Nutrition Private Limited	0.39	0.61	-
Subvention Fees Expense	Merhaki Foods and Nutrition Private Limited	0.36	-	-
Purchase of goods	DF Pharmacy Limited	-	0.16	-
Loan Taken	Globalbees Brands Private Limited	10.24	10.24	10.24
Accrued Interest on Loan (Liability)	Globalbees Brands Private Limited	2.94	1.65	0.36
Receivable for sale of goods	Merhaki Foods and Nutrition Private Limited	-	1.65	4.92
Unbilled Revenue	Merhaki Foods and Nutrition Private Limited	-	0.61	-
Payable	Merhaki Foods and Nutrition Private Limited	0.46	-	-

U. Kuber Mart Industries Private Limited

(₹ in million)

Particulars				
Nature of transaction	Related parties with whom transactions have taken place	For the year ended 2024	For the year ended 2023	For the year ended 2022
Interest on Loan	GlobalBees Brands Private Limited	-	3.26	-
Loan Taken	GlobalBees Brands Private Limited	-	100.00	-
Repayment of Loan	GlobalBees Brands Private Limited	-	100.00	-

Particulars		For the year ended 2024	For the year ended 2023	For the year ended 2022
Nature of transaction	Related parties with whom transactions have taken place			
Sale of Traded Goods	Digital Age Retail Private Limited	6.14	7.35	-
Miscellaneous expenses	Digital Age Retail Private Limited	0.04	0.16	-
Purchase of goods	Merhaki Foods and Nutrition Private Limited	20.53	0.22	-
Sale of goods	Merhaki Foods and Nutrition Private Limited	33.48	62.29	-
Subvention Fees Expense	Merhaki Foods and Nutrition Private Limited	7.23	24.89	-
LRD Fees Expense	Merhaki Foods and Nutrition Private Limited	2.07	1.84	-
Business Enablement Fees	Merhaki Foods and Nutrition Private Limited	1.84	-	-
Payable	Globalbees Brands Private Limited	-	48.06	-
Receivable for purchase of goods	Digital Age Retail Private Limited	1.51	0.78	-
Receivable for sale of goods	Merhaki Foods and Nutrition Private Limited	-	20.13	-
Payable	Merhaki Foods and Nutrition Private Limited	61.35	-	-

V. Butternut Ventures Private Limited

(₹ in million)

Particulars		For the year ended 2024	For the year ended 2023	For the year ended 2022
Nature of transaction	Related parties with whom transactions have taken place			
Sale of goods	GlobalBees Brands Private Limited	-	0.10	-
Purchase of goods	Merhaki Foods and Nutrition Private Limited	1.61	-	0.35
Sale of goods	Merhaki Foods and Nutrition Private Limited	26.14	12.52	1.74
LRD Fees Expense	Merhaki Foods and Nutrition Private Limited	0.77	0.40	-
Business Enablement Fees Income	Merhaki Foods and Nutrition Private Limited	6.89	1.61	-
Sale of goods	HS Fitness Private Limited	-	0.01	-

Particulars		For the year ended 2024	For the year ended 2023	For the year ended 2022
Nature of transaction	Related parties with whom transactions have taken place			
Receivable for sale of goods	Globalbees Brands Private Limited	0.11	-	-
Receivable for sale of goods	Merhaki Foods and Nutrition Private Limited	0.32	1.48	-
Unbilled Revenue	Merhaki Foods and Nutrition Private Limited	2.01	1.61	0.35
Payable	Merhaki Foods and Nutrition Private Limited	-	-	0.06

W. Mush Textile Private Limited

(₹ in million)

Particulars		For the year ended 2024	For the year ended 2023	For the year ended 2022
Nature of transaction	Related parties with whom transactions have taken place			
Sale of goods	GlobalBees Brands Private Limited	-	0.13	-
Interest on Loan	GlobalBees Brands Private Limited	2.13	1.65	-
Loan Taken	GlobalBees Brands Private Limited	-	15.20	-
Purchase of goods	Merhaki Foods and Nutrition Private Limited	1.47	0.21	0.19
Sale of goods	Merhaki Foods and Nutrition Private Limited	19.27	22.63	0.84
LRD Fees Expense	Merhaki Foods and Nutrition Private Limited	1.07	0.78	-
Business Enablement Fees Income	Merhaki Foods and Nutrition Private Limited	8.74	11.10	-
Loan Taken	Globalbees Brands Private Limited	15.20	15.20	-
Accrued Interest on Loan (Liability)	Globalbees Brands Private Limited	2.92	1.48	-
Payable	Globalbees Brands Private Limited	18.60	-	-
Equity contribution	Globalbees Brands Private Limited	12.39	-	-
Unbilled Revenue	Merhaki Foods and Nutrition Private Limited	1.07	0.30	0.19

Particulars		For the year ended 2024	For the year ended 2023	For the year ended 2022
Nature of transaction	Related parties with whom transactions have taken place			
Receivable	Merhaki Foods and Nutrition Private Limited	1.10	-	0.88

X. Dynamic IT Solutions Private Limited

(₹ in million)

Particulars		For the year ended 2024	For the year ended 2023	For the year ended 2022
Nature of transaction	Related parties with whom transactions have taken place			
Purchase of goods	GlobalBees Brands Private Limited	-	23.35	-
Sale of goods	GlobalBees Brands Private Limited	-	0.03	0.17
Sale of traded goods	Digital Age Retail Private Limited	-	0.18	-
Miscellaneous expense	Digital Age Retail Private Limited	0.00	0.01	-
Purchase of goods	Merhaki Foods and Nutrition Private Limited	0.29	3.07	-
Sale of goods	Merhaki Foods and Nutrition Private Limited	147.23	135.57	6.62
LRD Fees Expense	Merhaki Foods and Nutrition Private Limited	2.93	2.86	-
Business Enablement Fees Income	Merhaki Foods and Nutrition Private Limited	19.67	-	-
Subvention Fees Expense	Merhaki Foods and Nutrition Private Limited	-	9.88	-
Purchase of goods	HS Fitness Private Limited	-	0.32	-
Sale of goods	HS Fitness Private Limited	-	0.01	-
Installation Charges	HS Fitness Private Limited	0.02	-	-
Receivable for sale of goods	Digital Age Retail Private Limited	(0.01)	(0.01)	-
Receivable for sale of goods	Merhaki Foods and Nutrition Private Limited	54.35	16.83	7.72
Unbilled Revenue	Merhaki Foods and Nutrition Private Limited	6.02	-	-
Provision	Merhaki Foods and Nutrition Private Limited	0.70	-	-
Payable	Merhaki Foods and Nutrition Private Limited	1.58	-	-

Particulars		For the year ended 2024	For the year ended 2023	For the year ended 2022
Nature of transaction	Related parties with whom transactions have taken place			
Receivable for sale of goods	GlobalBees Brands Private Limited	0.01	-	0.20

Y. HS Fitness Private Limited

(₹ in million)

Particulars		For the year ended 2024	For the year ended 2023	For the year ended 2022
Nature of transaction	Related parties with whom transactions have taken place			
Interest on Loan	GlobalBees Brands Private Limited	9.10	9.10	1.57
Loan Taken	GlobalBees Brands Private Limited	-	-	65.00
Purchase of goods	Merhaki Foods and Nutrition Private Limited	10.46	21.99	0.01
Sale of goods	Merhaki Foods and Nutrition Private Limited	160.85	166.13	0.21
LRD Fees Expense	Merhaki Foods and Nutrition Private Limited	4.30	3.70	-
Business Enablement Fees Income	Merhaki Foods and Nutrition Private Limited	2.40	28.10	-
Subvention Fees Expense	Merhaki Foods and Nutrition Private Limited	25.36	-	-
Purchase of goods	Butternut Ventures Private Limited	-	0.01	-
Purchase of goods	Dynamic IT Solutions Private Limited	-	0.01	-
Sale of goods	Dynamic IT Solutions Private Limited	-	0.32	-
Installation Charges Income	Dynamic IT Solutions Private Limited	0.02	-	-
Loan Taken	Globalbees Brands Private Limited	65.00	65.00	65.00
Payable	Globalbees Brands Private Limited	83.23	0.47	-
Accrued Interest on Loan (Liability)	Globalbees Brands Private Limited	17.79	9.60	1.41
Receivable for sale of goods	Merhaki Foods and Nutrition Private Limited	-	-	0.25

Particulars		For the year ended 2024	For the year ended 2023	For the year ended 2022
Nature of transaction	Related parties with whom transactions have taken place			
Unbilled Revenue	Merhaki Foods and Nutrition Private Limited	-	-	0.01
Payable	Merhaki Foods and Nutrition Private Limited	59.33	25.84	-

Z. DF Pharmacy Limited

(₹ in million)

Particulars		For the year ended 2024	For the year ended 2023	For the year ended 2022
Nature of transaction	Related parties with whom transactions have taken place			
Purchase of goods	Globalbees Brands Private Limited	0.01	-	-
Interest on loan	Globalbees Brands Private Limited	-	-	0.01
Sale of traded goods	Digital Age Retail Private Limited	-	0.33	-
Miscellaneous expense	Digital Age Retail Private Limited	-	0.01	-
Purchase of goods	Merhaki Foods and Nutrition Private Limited	28.36	0.10	-
Sale of goods	Merhaki Foods and Nutrition Private Limited	93.35	46.76	-
Subvention Fees Expense	Merhaki Foods and Nutrition Private Limited	1.32	8.43	-
LRD Fees Expense	Merhaki Foods and Nutrition Private Limited	3.95	1.52	-
Business Enablement Fees	Merhaki Foods and Nutrition Private Limited	28.14	-	-
Sale of goods	Maxinique Solutions Private Limited	0.56	3.02	-
Purchase of goods	Better & Brighter Homecare Private Limited	-	0.47	-
Sale of goods	Better & Brighter Homecare Private Limited	-	1.05	-
Sale of goods	HealthyHey Foods LLP	-	0.16	-
Sale of products and services	Cloud Lifestyle Private Limited	0.05	-	-
Payable	Globalbees Brands Private Limited	-	0.04	-

Particulars		For the year ended 2024	For the year ended 2023	For the year ended 2022
Nature of transaction	Related parties with whom transactions have taken place			
Debentures outstanding (CCD) - Liability	Globalbees Brands Private Limited	-	100.00	100.00
Accrued Interest on Debentures (expense)	Globalbees Brands Private Limited	0.01	0.01	0.01
Receivable for purchase of goods	Digital Age Retail Private Limited	(0.00)	(0.00)	-
Receivable for sale of goods	Merhaki Foods and Nutrition Private Limited	11.86	22.10	-
Receivables	Cloud Lifestyle Private Limited	0.06	-	-
Receivable for sale of goods	Maxinique Solutions Private Limited	-	0.45	-

AA. Candes Technology Private Limited

(₹ in million)

Particulars		For the year ended 2024	For the year ended 2023	For the year ended 2022
Nature of transaction	Related parties with whom transactions have taken place			
Sale of goods	GlobalBees Brands Private Limited	-	0.00	-
Interest on Loan	GlobalBees Brands Private Limited	-	0.72	-
Loan taken	GlobalBees Brands Private Limited	-	40.00	-
Repayment of Loan	GlobalBees Brands Private Limited	-	40.00	-
Purchase of goods	Merhaki Foods and Nutrition Private Limited	21.21	12.20	-
Sale of goods	Merhaki Foods and Nutrition Private Limited	22.30	91.29	-
Subvention Fees Expense	Merhaki Foods and Nutrition Private Limited	4.80	17.56	-
LRD Fees Expense	Merhaki Foods and Nutrition Private Limited	0.53	1.30	-
Business enablement Fees	Merhaki Foods and Nutrition Private Limited	1.44	-	-
Receivable for sale of goods	Globalbees Brands Private Limited	0.07	-	-
Payable	Merhaki Foods and Nutrition Private Limited	57.36	8.96	-

BB. GlobalBees Brands DWC LLC

(₹ in million)

Particulars		For the year ended 2024	For the year ended 2023	For the year ended 2022
Nature of transaction	Related parties with whom transactions have taken place			
Purchase of goods	Merhaki Foods and Nutrition Private Limited	7.64	14.53	-
Purchase of goods Payable	Encasa Homes Private Limited	113.38	-	-
	Merhaki Foods and Nutrition Private Limited	18.31	13.09	-
Payable	Encasa Homes Private Limited	104.59	-	-

CC. Solarista Renewables Private Limited

(₹ in million)

Particulars		For the year ended 2024	For the year ended 2023	For the year ended 2022
Nature of transaction	Related parties with whom transactions have taken place			
Sale of goods	GlobalBees Brands Private Limited	-	0.55	-
Interest on Loan	GlobalBees Brands Private Limited	8.40	4.67	-
Loan Taken	GlobalBees Brands Private Limited	-	60.00	-
Sale of traded goods	Digital Age Retail Private Limited	5.14	1.42	-
Purchase of goods	Merhaki Foods and Nutrition Private Limited	18.99	0.00	-
Sale of goods	Merhaki Foods and Nutrition Private Limited	206.57	73.61	-
LRD Fees Expense	Merhaki Foods and Nutrition Private Limited	4.20	0.77	-
Business Enablement Fees Income	Merhaki Foods and Nutrition Private Limited	33.85	-	-
Subvention Fees Expense	Merhaki Foods and Nutrition Private Limited	4.97	1.71	-
Transfer of Property plant & equipment	Merhaki Foods and Nutrition Private Limited	1.21	-	-
Loan Taken	Globalbees Brands Private Limited	60.00	60.00	-
Accrued Interest on Loan (Liability)	Globalbees Brands Private Limited	11.76	4.20	-

Particulars		For the year ended 2024	For the year ended 2023	For the year ended 2022
Nature of transaction	Related parties with whom transactions have taken place			
Receivable for sale of goods	Merhaki Foods and Nutrition Private Limited	157.34	6.73	-

DD. Encasa Homes Private Limited

(₹ in million)

Particulars		For the year ended 2024	For the year ended 2023	For the year ended 2022
Nature of transaction	Related parties with whom transactions have taken place			
Interest on Loan	GlobalBees Brands Private Limited	2.10	1.52	-
Loan Given	GlobalBees Brands Private Limited	15.00	15.00	-
Issue of Shares	GlobalBees Brands Private Limited	48.99	-	-
Sale of goods	Merhaki Foods and Nutrition Private Limited	1.65	0.80	-
LRD Fees Expense	Merhaki Foods and Nutrition Private Limited	0.05	0.03	-
Business Enablement Fees Income	Merhaki Foods and Nutrition Private Limited	0.44	-	-
Subvention Fees Expense	Merhaki Foods and Nutrition Private Limited	-	0.26	-
Purchase of goods	Merhaki Foods and Nutrition Private Limited	0.29	-	-
Sale of goods	Globalbees Brand DWC LLC	101.84	-	-
Loan Taken	Globalbees Brands Private Limited	15.00	15.00	-
Payable	Globalbees Brands Private Limited	-	0.41	-
Accrued Interest on Loan (Liability)	Globalbees Brands Private Limited	3.26	1.37	-
Receivable for sale of goods	Merhaki Foods and Nutrition Private Limited	1.81	1.12	-
Receivable for sale of goods	Globalbees Brand DWC LLC	104.59	-	-

EE. Frootle India Private Limited

(₹ in million)

Particulars				
Nature of transaction	Related parties with whom transactions have taken place	For the year ended 2024	For the year ended 2023	For the year ended 2022
Sale of goods	GlobalBees Brands Private Limited	-	0.41	-
Purchase of goods	Wellspire India Private Limited	2.50	-	-
Interest Income	Wellspire India (P) Ltd	9.30	0.88	-
Loan Given	Wellspire India (P) Ltd	242.64	35.00	-
Loan Recovered	Wellspire India (P) Ltd	124.55	-	-
Purchase of goods	Merhaki Foods and Nutrition Private Limited	2.30	0.14	-
Sale of goods	Merhaki Foods and Nutrition Private Limited	4.28	13.24	-
LRD Fees Expense	Merhaki Foods and Nutrition Private Limited	0.08	0.23	-
Business Enablement Fees Income	Merhaki Foods and Nutrition Private Limited	1.24	0.66	-
Subvention Fees Expense	Merhaki Foods and Nutrition Private Limited	0.81	-	-
Payable	Globalbees Brands Private Limited	-	68.11	-
Receivable for sale of goods	Merhaki Foods and Nutrition Private Limited	-	1.82	-
Payable	Merhaki Foods and Nutrition Private Limited	97.80	-	-
Loan Given	Wellspire India (P) Ltd	153.10	35.00	-
Interest Accrued on Loan	Wellspire India (P) Ltd	8.37	-	-

FF. Wellspire India (P) Ltd

(₹ in million)

Particulars				
Nature of transaction	Related parties with whom transactions have taken place	For the year ended 2024	For the year ended 2023	For the year ended 2022
Sale of goods	Frootle India Private Limited	9.30	-	-
Interest on Loan	Frootle India Private Limited	5.39	0.88	-
Loan Taken	Frootle India Private Limited	242.64	35.00	-
Loan Repayment	Frootle India Private Limited	124.55	-	-
Loan Taken (outstanding)	Frootle India Private Limited	153.10	35.00	-
Interest Payable	Frootle India Private Limited	8.37	-	-

GG. Prayosha Expo Private Limited

(₹ in million)

Particulars		For the year ended 2024	For the year ended 2023	For the year ended 2022
Nature of transaction	Related parties with whom transactions have taken place			
Sale of traded goods	Brainbees Solutions Limited (formerly Brainbees Solutions Private Limited)	0.27	0.32	-
Sale of traded goods	Digital Age Retail Private Limited	2.10	-	-
Miscellaneous expense	Digital Age Retail Private Limited	0.02	-	-
Purchase of goods	Merhaki Foods and Nutrition Private Limited	0.18	0.11	-
Sale of goods	Merhaki Foods and Nutrition Private Limited	-	4.49	-
Subvention Fees Expense	Merhaki Foods and Nutrition Private Limited	0.62	1.56	-
LRD Fees Expense	Merhaki Foods and Nutrition Private Limited	0.01	0.10	-
Interest Income	Merhaki Foods and Nutrition Private Limited	2.00	-	-
Loan Given	Merhaki Foods and Nutrition Private Limited	50.00	-	-
Receivable for sale of goods	Digital Age Retail Private Limited	0.27	0.29	-
Receivable for sale of goods	Merhaki Foods and Nutrition Private Limited	2.41	0.07	-
Interest Accrued on Loan	Merhaki Foods and Nutrition Private Limited	0.35	-	-
Loan	Merhaki Foods and Nutrition Private Limited	50.00	-	-

HH. JW Brands Private Limited

(₹ in million)

Particulars		For the year ended 2024	For the year ended 2023	For the year ended 2022
Nature of transaction	Related parties with whom transactions have taken place			
Issue of Equity Share	Globalbees Brands Private Limited	35.09	-	-
Purchase of goods	Merhaki Foods and Nutrition Private Limited	0.29	-	-

Particulars		For the year ended 2024	For the year ended 2023	For the year ended 2022
Nature of transaction	Related parties with whom transactions have taken place			
Sale of goods	Merhaki Foods and Nutrition Private Limited	19.71	11.09	-
Receivable for sale of goods	Merhaki Foods and Nutrition Private Limited	0.04	4.92	-

II. Plantex E Commerce Private Limited

(₹ in million)

Particulars		For the year ended 2024	For the year ended 2023	For the year ended 2022
Nature of transaction	Related parties with whom transactions have taken place			
Interest on Loan	GlobalBees Brands Private Limited	9.80	5.53	-
Loan Taken	GlobalBees Brands Private Limited	-	70.00	-
Purchase of goods	Merhaki Foods and Nutrition Private Limited	46.33	-	-
Sale of goods	Merhaki Foods and Nutrition Private Limited	62.69	10.41	-
Subvention Fees Expense	Merhaki Foods and Nutrition Private Limited	4.13	1.78	-
LRD Fees Expense	Merhaki Foods and Nutrition Private Limited	0.53	0.30	-
Loan Taken	Globalbees Brands Private Limited	70.00	70.00	-
Accrued Interest on Loan (Liability)	Globalbees Brands Private Limited	10.62	4.98	-
Receivable for sale of goods	Merhaki Foods and Nutrition Private Limited	15.39	10.05	-

JJ. Kitchenopedia Appliances Private Limited

(₹ in million)

Particulars		For the year ended 2024	For the year ended 2023	For the year ended 2022
Nature of transaction	Related parties with whom transactions have taken place			
Subvention Fees Expense	Merhaki Foods and Nutrition Private Limited	-	2.21	-
LRD Fees Expense	Merhaki Foods and Nutrition Private Limited	-	0.20	-

Particulars		For the year ended 2024	For the year ended 2023	For the year ended 2022
Nature of transaction	Related parties with whom transactions have taken place			
Sale of goods	Merhaki Foods and Nutrition Private Limited	16.67	1.04	-
Purchase of goods	Merhaki Foods and Nutrition Private Limited	1.07	-	-
Payable	Globalbees Brands Private Limited	29.26	27.43	-
Receivable for sale of goods	Merhaki Foods and Nutrition Private Limited	-	0.50	-
Payable	Merhaki Foods and Nutrition Private Limited	3.51	-	-

KK. Brainbees ESOP Trust

(₹ in million)

Particulars		For the year ended 2024	For the year ended 2023	For the year ended 2022
Nature of transaction	Related parties with whom transactions have taken place			
Loan Received	Brainbees Solutions Limited (formerly Brainbees Solutions Private Limited)	3,631.60	-	51.81
Shares subscribed	Brainbees Solutions Limited (formerly Brainbees Solutions Private Limited)	3,631.60	-	51.81
Loan repayable	Brainbees Solutions Limited (formerly Brainbees Solutions Private Limited)	3,683.41	51.81	51.81

LL. Intellibeas Solutions Private Limited

(₹ in million)

Particulars		For the year ended 2024	For the year ended 2023	For the year ended 2022
Nature of transaction	Related parties with whom transactions have taken place			
Interest Expense	Digital Age Retail Private Limited	0.14	-	-
Loan taken	Digital Age Retail Private Limited	3.00	-	-
Interest payable	Digital Age Retail Private Limited	0.14	-	-
Loan repayable	Digital Age Retail Private Limited	3.00	-	-
Capital advance given	Brainbees Solutions Limited	1.50	-	-

Financing arrangements

There have been no financing arrangements whereby our Directors and their relatives have financed the purchase by any other person of securities of our Company during six months immediately preceding the date of this Red Herring Prospectus.

Details of price at which specified securities were acquired by the Selling Shareholders and other shareholders with the right to nominate directors or other rights in the last three years preceding the date of this Red Herring Prospectus

The details of the price at which the specified securities have been acquired in the last three years preceding the date of this Red Herring Prospectus by the Selling Shareholders and other shareholders with the right to nominate directors or other rights are as follows:

S. No.	Name of the acquirer/ shareholder	Nature of the transaction	Date of transfer/acquisition of equity shares	Number of equity shares transferred/acquired	Acquisition price per equity share (in ₹) ⁽¹⁾
1.	Mahindra & Mahindra Limited	Conversion from Preference Shares	July 5, 2024	12,217,950	NA ⁽²⁾
2.	TPG Growth V SF Markets Pte Ltd	Conversion from Preference Shares	July 5, 2024	4,279,925	NA ⁽²⁾
3.	Castle Investment and Industries Private Limited	Conversion from Preference Shares	July 5, 2024	169,100	NA ⁽²⁾
4.	Ratan Tata	Conversion from Preference Shares	July 5, 2024	77,900	NA ⁽²⁾
5.	PI Opportunities Fund- 1 [#]	Transfer	December 28, 2021	165,693	702.17
			December 29, 2021	37,194	702.17
				133,229	702.17
		Sub-division of face value of equity shares from ₹ 5 to ₹ 2 each [§]	April 25, 2022	504,174	-
6.	Prashant Jadhav	Conversion from Preference Shares	July 5, 2024	2,470,303	NA ⁽²⁾
		Further Issue*	February 11, 2022	1,361,497	5.00
		Sub division of face value of equity shares from ₹ 5 to ₹ 2 each [§]	April 25, 2022	2,042,246	-
7.	Sanket Hattimattur	Further Issue*	February 11, 2022	998,338	5.00
		Sub division of face value of equity shares from ₹ 5 to ₹ 2 each	April 25, 2022	1,497,507	-
8.	Pratithi Investment Trust	Transfer	December 29, 2021	61,937	702.17
		Sub division of face value of equity shares from ₹ 5 to ₹ 2 each [§]	April 25, 2022	92,906	-
		Transfer	December 21, 2023	308,104	487.44
				307,356	487.44

S. No.	Name of the acquirer/ shareholder	Nature of the transaction	Date of transfer/acquisition of equity shares	Number of equity shares transferred/acquired	Acquisition price per equity share (in ₹) ⁽¹⁾
9.	Satyadhama Investments and Trading Company Private Limited	Conversion from Preference Shares	July 5, 2024	338,200	NA ⁽²⁾
		Transfer	December 29, 2021	35,392	702.17
		Sub division of face value of equity shares from ₹ 5 to ₹ 2 each [§]	April 25, 2022	53,088	-
		Conversion from Preference Shares	July 5, 2024	169,100	NA ⁽²⁾
10.	Abhinav Sharma	Allotment pursuant to exercise under ESOP 2011	February 11, 2022	1,640	18.60
		Allotment pursuant to exercise under ESOP 2011		50,000	23.50
		Further Issue*		99,310	5.00
		Sub division of face value of equity shares from ₹ 5 to ₹ 2 each [§]	April 25, 2022	226,425	-
11.	Ajoy Kumar Kar	Further Issue*	February 11, 2022	41,019	5.00
		Sub division of face value of equity shares from ₹ 5 to ₹ 2 each [§]	April 25, 2022	61,528	-
12.	Anuj Jain	Allotment pursuant to exercise under ESOP 2011	February 11, 2022	29,320	18.60
		Allotment pursuant to exercise under ESOP 2011		50,000	23.50
		Further Issue*		103,856	5.00
		Sub division of face value of equity shares from ₹ 5 to ₹ 2 each [§]	April 25, 2022	274,764	-
13.	Arpit Agarwal	Allotment pursuant to exercise under ESOP 2011	February 11, 2022	10,502	23.50
		Allotment pursuant to exercise under ESOP 2011		8,550	38.60
		Sub division of face value of equity shares from ₹ 5 to ₹ 2 each [§]	April 25, 2022	28,578	-
14.	Ashish Ramesh Chavan	Further Issue*	February 11, 2022	9,736	5.00
		Sub division of face value of equity shares from ₹ 5 to ₹ 2 each [§]	April 25, 2022	14,604	-
15.	Ashish Sinha	Allotment pursuant to exercise under ESOP 2011	February 11, 2022	7,279	23.50
		Allotment pursuant to exercise under ESOP 2011		4,275	38.60
		Sub division of face value of equity shares from ₹ 5 to ₹ 2 each [§]	April 25, 2022	17,331	-
16.	Deepak Sant	Allotment pursuant to exercise under ESOP 2011	February 11, 2022	7,503	18.60
		Further Issue*		8,550	5.00
		Sub division of face value of equity shares from ₹ 5 to ₹ 2 each [§]	April 25, 2022	24,080	-
17.	Gautam Sharma	Allotment pursuant to exercise under ESOP 2011	February 11, 2022	110,830	23.50
		Further Issue*		107,356	5.00

S. No.	Name of the acquirer/ shareholder	Nature of the transaction	Date of transfer/acquisition of equity shares	Number of equity shares transferred/acquired	Acquisition price per equity share (in ₹) ⁽¹⁾
		Sub division of face value of equity shares from ₹ 5 to ₹ 2 each [§]	April 25, 2022	327,279	-
18.	Lijo John	Allotment pursuant to exercise under ESOP 2011	February 11, 2022	391	23.50
		Allotment pursuant to exercise under ESOP 2011		11,750	38.60
		Sub division of face value of equity shares from ₹ 5 to ₹ 2 each [§]	April 25, 2022	18,211	-
19.	Manjula Rao	Allotment pursuant to exercise under ESOP 2011	February 11, 2022	5,679	18.60
		Allotment pursuant to exercise under ESOP 2011		25,000	23.50
		Further Issue*		24,146	5.00
		Sub division of face value of equity shares from ₹ 5 to ₹ 2 each [§]	April 25, 2022	82,238	-
20.	Mayank Badola	Allotment pursuant to exercise under ESOP 2011	February 11, 2022	2,770	18.60
		Allotment pursuant to exercise under ESOP 2011		50,000	23.50
		Further Issue*		83,516	5.00
		Sub division of face value of equity shares from ₹ 5 to ₹ 2 each [§]	April 25, 2022	204,429	-
21.	Megha Arora	Allotment pursuant to exercise under ESOP 2011	February 11, 2022	8,507	23.50
		Allotment pursuant to exercise under ESOP 2011		6,555	38.60
		Sub division of face value of equity shares from ₹ 5 to ₹ 2 each [§]	April 25, 2022	22,593	-
22.	Nitin Jain	Allotment pursuant to exercise under ESOP 2011	February 11, 2022	2,741	18.60
		Allotment pursuant to exercise under ESOP 2011		25,000	23.50
		Further Issue		35,281	5.00
		Sub division of face value of equity shares from ₹ 5 to ₹ 2 each [§]	April 25, 2022	94,533	-
23.	Prashant Chauhan	Further Issue*	February 11, 2022	71,243	5.00
		Sub division of face value of equity shares from ₹ 5 to ₹ 2 each [§]	April 25, 2022	106,865	-
24.	Pravin Patil	Allotment pursuant to exercise under ESOP 2011	February 11, 2022	11,006	18.60
		Further Issue*		8,550	5.00
		Sub division of face value of equity shares from ₹ 5 to ₹ 2 each [§]	April 25, 2022	29,334	-
25.	Rahul Arora	Allotment pursuant to exercise under ESOP 2011	February 11, 2022	8,409	23.50
		Allotment pursuant to exercise under ESOP 2011		4,275	38.60
		Sub division of face value of equity shares from ₹ 5 to ₹ 2 each [§]	April 25, 2022	19,026	-
26.	Rohit Gajarmal	Allotment pursuant to exercise under ESOP 2011	February 11, 2022	2,984	20.89
		Further Issue*		8,550	5.00

S. No.	Name of the acquirer/ shareholder	Nature of the transaction	Date of transfer/acquisition of equity shares	Number of equity shares transferred/acquired	Acquisition price per equity share (in ₹) ⁽¹⁾
		Sub division of face value of equity shares from ₹ 5 to ₹ 2 each [§]	April 25, 2022	17,301	-
27.	Shriyut Raut	Allotment pursuant to exercise under ESOP 2011	February 11, 2022	1,515	18.60
		Allotment pursuant to exercise under ESOP 2011		8,550	38.60
		Sub division of face value of equity shares from ₹ 5 to ₹ 2 each [§]	April 25, 2022	15,097	-
28.	Shwetank Gupta	Allotment pursuant to exercise under ESOP 2011	February 11, 2022	3,480	18.60
		Allotment pursuant to exercise under ESOP 2011		20,000	23.50
		Further Issue*		23,271	5.00
		Sub division of face value of equity shares from ₹ 5 to ₹ 2 each [§]	April 25, 2022	70,126	-
29.	Sukhjeet Singh	Allotment pursuant to exercise under ESOP 2011	February 11, 2022	9,642	23.50
		Allotment pursuant to exercise under ESOP 2011		4,275	38.60
		Sub division of face value of equity shares from ₹ 5 to ₹ 2 each [§]	April 25, 2022	20,876	-
30.	Supam Maheshwari	Further Issue*	February 11, 2022	11,557,339	5.00
		Sub division of face value of equity shares from ₹ 5 to ₹ 2 each	April 25, 2022	17,336,008	-
31.	Vaishali Jadhav	Allotment pursuant to exercise under ESOP 2011	February 11, 2022	8,402	38.60
		Sub division of face value of equity shares from ₹ 5 to ₹ 2 each [§]	April 25, 2022	12,603	-
32.	Vivek Goel	Allotment pursuant to exercise under ESOP 2011	February 11, 2022	2,205	18.60
		Allotment pursuant to exercise under ESOP 2011		50,000	23.50
		Further Issue*		105,106	5.00
		Sub division of face value of equity shares from ₹ 5 to ₹ 2 each [§]	April 25, 2022	235,967	-
33.	Amitabh Sadasiv	Allotment pursuant to exercise under ESOP 2011	February 11, 2022	6,316	23.50
		Allotment pursuant to exercise under ESOP 2011		5,700	38.60
		Sub division of face value of equity shares from ₹ 5 to ₹ 2 each [§]	April 25, 2022	18,024	-
34.	Anirudh Chaturvedi	Allotment pursuant to exercise under ESOP 2011	February 11, 2022	20,169	18.60
		Allotment pursuant to exercise under ESOP 2011		50,000	23.50
		Further Issue*		65,563	5.00
		Sub division of face value of equity shares from ₹ 5 to ₹ 2 each [§]	April 25, 2022	203,598	-

⁽¹⁾ As certified by Bansal & Co LLP, Chartered Accountants, bearing firm registration number 001113N/N500079, by way of their certificate dated July 30, 2024.

⁽²⁾ Consideration for such equity shares (issued pursuant to such conversion of preference shares) was paid at the time of issuance of such preference shares. For details, see "Notes to Capital Structure – Preference share capital history" on page 164.

[^] Issuance made pursuant to preferential allotment under Section 62 of the Companies Act 2013.

* Issuance made pursuant to rights issue under Section 62 of the Companies Act 2013.

Shareholders with a right to nominate directors or with other rights.

§ Includes subdivision of equity shares, transferred/acquired in the preceding three years, from a face value of ₹ 5 each to ₹ 2 each.

[Remainder of this page intentionally left blank]

Weighted average price at which the specified securities were acquired by the Selling Shareholders in the one year preceding the date of this Red Herring Prospectus

Except as disclosed below, our Selling Shareholders have not acquired any securities in the one year immediately preceding the date of this Red Herring Prospectus:

S. No.	Name of the Selling Shareholder	Number of equity shares of face value ₹ 2 each acquired	Weighted average price per Equity Share (in ₹)
1.	Pratithi Investment Trust	615,460	487.44

Average cost of acquisition of equity shares by the Selling Shareholders

The average cost of acquisition per equity share by the Selling Shareholders as on the date of this Red Herring Prospectus is:

S. No.	Name of the acquirer/ shareholder	Number of equity shares acquired	Weighted average cost of acquisition per equity share (in ₹) ⁽¹⁾
1.	Abhinav Sharma	377,375	4.51
2.	Ajoy Kumar Kar	102,547	2.00
3.	Amitabh Sadasiv	30,040	12.27
4.	Amitava Saha	9,655,800	0.01
5.	Anchor Partners	628,943	280.87
6.	Anirudh Chaturvedi	339,330	5.53
7.	Anuj Jain	457,940	4.89
8.	Apricot Investments Limited	16,821,867	280.87
9.	Arpit Agarwal	47,630	12.11
10.	Ashish Ramesh Chavan	24,340	2.00
11.	Ashish Sinha	28,885	11.63
12.	Castle Investment and Industries Private Limited	307,075	172.03
13.	Deepak Sant	40,133	4.54
14.	Gautam Sharma	545,465	5.76
15.	Lijo John	30,352	15.25
16.	Mahindra & Mahindra Limited	53,334,835	77.96
17.	Manjula Rao	137,063	5.94
18.	Mayank Badola	340,715	4.83
19.	Megha Arora	37,655	12.03
20.	NewQuest Asia Investments III Limited	18,576,620	133.69
21.	Nitin Jain	157,555	5.17
22.	PI Opportunities Fund- 1	23,819,568	280.87
23.	Prashant Chauhan	178,108	2.00
24.	Prashant Jadhav	7,015,800	0.98
25.	Pratithi Investment Trust	1,907,215	312.48
26.	Pravin Patil	48,890	5.06
27.	Rahul Arora	31,710	11.44
28.	Ratan Tata	77,900	84.72
29.	Rohit Gajarmal	28,835	3.64
30.	Sage Investment Trust	350,108	280.87
31.	Sanket Hattimattur	2,798,131	1.79
32.	Satyadhama Investments and Trading Company Private Limited	395,555	196.38
33.	Schroders Capital	3,802,210	145.26
34.	Shriyut Raut	25,162	14.24
35.	Shwetank Gupta	116,877	5.57
36.	Sukhjeet Singh	34,793	11.26
37.	Supam Maheshwari	28,893,347	2.00
38.	SVF Frog (Cayman) Ltd	124,092,296	154.40
39.	TPG Growth V SF Markets Pte. Ltd.	24,032,643	280.87
40.	Vaishali Jadhav	21,005	15.44
41.	Vivek Goel	393,278	4.43

⁽¹⁾ As certified by Bansal & Co LLP, Chartered Accountants, bearing firm registration number 001113N/N500079, by way of their certificate dated July 30, 2024.

Weighted average cost of acquisition of all shares transacted in the three years, 18 months and one year preceding the date of this Red Herring Prospectus

The weighted average price for all Equity Shares acquired in one year, 18 months and three years preceding the date of this Red Herring Prospectus is mentioned below:

Period	Weighted average cost of acquisition (in ₹)	Cap Price is 'X' times the weighted average cost of acquisition*	Range of acquisition price: lowest price - highest price (in ₹)**
Last three years	237.09	[●]	2.00 - 524.15
Last 18 months	407.42	[●]	243.72 – 524.15
Last one year	407.42	[●]	243.72 - 524.15

*To be updated on finalization Price Band

** As certified by Bansal & Co LLP, Chartered Accountants, bearing firm registration number 001113N/N500079, by way of their certificate dated July 30, 2024.

Details of Pre-IPO Placement

While our Company had proposed to make a pre-IPO placement in the Draft Red Herring Prospectus filed by us, no such pre-IPO placement has been undertaken by our Company between the date of the Draft Red Herring Prospectus and the date of this Red Herring Prospectus. Our Company also does not contemplate any issuance of Equity Shares from the date of this Red Herring Prospectus until listing and commencement of trading of the Equity Shares, except for issuance of Equity Shares pursuant to (i) exercise of options granted under the Employee Stock Option Plans; and (ii) the Fresh Issue.

Issue of equity shares for consideration other than cash in the last one year

Our Company has not issued any equity shares or preference shares during a period of one year preceding the date of this Red Herring Prospectus.

Split/Consolidation of Equity Shares in the last one year

Our Company has not undertaken any split or consolidation of Equity Shares in one year preceding the date of this Red Herring Prospectus.

Exemption from complying with any provisions of securities laws, if any, granted by SEBI

Our Company has not sought any exemption from complying with any provisions of securities laws from SEBI.

SECTION II – RISK FACTORS

An investment in Equity Shares involves a high degree of risk. Prospective investors should carefully consider all the information in this Red Herring Prospectus, including the risks and uncertainties described below before making an investment in the Equity Shares. The risks described below may not be exhaustive or the only ones relevant to us, the Equity Shares, or the industry segments in which we currently operate or to India.

We have described the risks and uncertainties that we believe are material, but these risks and uncertainties may not be the only risks relevant to us, the Equity Shares, or the industry in which we currently operate or propose to operate. Unless specified or quantified in the relevant risk factor below, we are not in a position to quantify the financial or other implication of any of the risks mentioned in this section. If any or a combination of the following risks actually occur, or if any of the risks that are currently not known or deemed to be not relevant or material now actually occur or become material in the future, our business, cash flows, prospects, financial condition and results of operations could suffer, the trading price of the Equity Shares could decline, and you may lose all or part of your investment.

*To obtain a more detailed understanding of our business and operations, you should read this section in conjunction with the sections “**Industry Overview**”, “**Our Business**” and “**Management’s Discussion and Analysis of Financial Condition and Results of Operations**” on pages 243, 262 and 528, respectively, as well as other financial and statistical information contained in this Red Herring Prospectus. Unless otherwise indicated or unless the context requires otherwise, our financial information used in this section are derived from our Restated Consolidated Financial Statements. In making an investment decision, prospective investors must rely on their own examination of our business and the terms of the Offer, including the merits and risks involved. Prospective investors should consult their tax, financial and legal advisors about the particular consequences to them of an investment in our Equity Shares.*

*This Red Herring Prospectus also contains forward-looking statements that involve risks, assumptions, estimates and uncertainties. Our actual results could differ materially from those anticipated in these forward-looking statements as a result of certain factors, including but not limited to the considerations described below. For details, see “**Forward-Looking Statements**” on page 23.*

*Unless otherwise indicated, the industry-related information contained in this section is derived from the industry report titled “**Childcare Market in India**” dated July 11, 2024 prepared by RedSeer (the “**RedSeer Report**”). A copy of the RedSeer Report is available on the website of our Company at <https://www.firscry.com/investor-relations/material-documents/>. We have commissioned and paid for the RedSeer Report for the purposes of confirming our understanding of the industry exclusively in connection with the Offer. We officially engaged RedSeer in connection with the preparation of the RedSeer Report pursuant to an engagement letter dated February 16, 2022 read with an addenda dated September 13, 2023 and December 26, 2023. RedSeer is an independent agency and is not a related party of our Company, its Subsidiaries, Directors, Key Managerial Personnel, Senior Management or the Book Running Lead Managers. The data included in this section includes excerpts from the RedSeer Report and may have been re-ordered by us for the purposes of presentation. Unless otherwise indicated, all financial, operational, industry and other related information derived from the RedSeer Report and included herein with respect to any particular year, refers to such information for the relevant year. Any potential investor in Equity Shares should pay particular attention to the fact that we are subject to extensive regulatory environments that may differ significantly from one jurisdiction to another.*

Internal Risk Factors

- 1. We have had negative net cash flows in the past and may continue to have negative cash flows in the future.***

The following table sets forth our cash flow for the periods indicated as per our Restated Consolidated Financial Statements:

Particulars	For the year ended March 31,		
	2024	2023	2022
	<i>(₹ in millions)</i>		
Net cash used in operating activities	(420.73)	(3,989.89)	(1,317.26)

Particulars	For the year ended March 31,		
	2024	2023	2022
	(₹ in millions)		
Net cash (used) in/generated from investing activities	629.44	3,040.89	(4,905.81)
Net cash (used) in/generated from financing activities	814.74	(506.18)	6,443.76
Net increase/(decrease) in cash and cash equivalents	1,023.45	(1,455.18)	220.69

For the Financial Years 2024, 2023 and 2022 our operating profit before working capital changes was ₹2,972.25 million, ₹1,269.70 million, and ₹908.99 million. Our negative cash flows from operating activities were primarily attributable to working capital changes in the nature of increases in inventories, increases in other current assets, increases in trade payables and decreases in current and non-current financial liabilities. We had negative cash flows from investing activities in the Financial Year 2022 primarily on account of investments in bank deposits and acquisition of subsidiaries. We had negative cash flows from financing activities in the Financial Year 2023 primarily on account of repayment of lease liabilities with interest. For further details in relation to our cash flows, see “*Management’s Discussion and Analysis of Financial Condition and Results of Operations – Liquidity and Capital Resources – Cash Flows*” on page 557. Negative cash flows over extended periods or significant negative cash flows in the short term, could materially impact our ability to operate our business and implement our growth plans. We cannot assure you that our net cash flows will be positive in the future. In the event we witness negative cash flows in the future, our consolidated results of operations, cash flows and financial condition may be adversely affected.

2. Risks related to the Objects to the Offer

- a. *We are yet to identify the exact locations or properties for the setting up our new modern stores and warehouses in India and the Kingdom of Saudi Arabia, for which we intend to utilize the amount from Net Proceeds.*

We intend to utilize a portion of the Net Proceeds to set up new modern stores and warehouses in India and the Kingdom of Saudi Arabia, in the manner set forth below:

Sr. No.	Particulars	Total estimated amount/expenditure [^] (₹ in million)
I.	Expenditure by our Company for: (i) setting up new modern stores under the ‘BabyHug’ brand; and (ii) setting up a warehouse, in India <i>Of which:</i>	1,081.00
a)	<i>Setting up new modern stores under the ‘BabyHug’ brand</i>	939.00
b)	<i>Setting up a warehouse</i>	142.00
II.	Investment in our Subsidiary, Digital Age for setting up new modern stores under the FirstCry brand and other home brands of our Company	1,690.00
III.	Investment in our Subsidiary, FirstCry Trading for overseas expansion by: (i) setting up new modern stores; and (ii) setting up warehouse(s), in KSA <i>Of which:</i>	1556.00
a)	<i>Setting up new modern stores</i>	726.00
b)	<i>Setting up warehouse(s)</i>	830.00

For further details, please see “*Objects of the Offer – Utilization of Net Proceeds*” on page 184. We are yet to identify the exact locations or enter into agreements for lease of suitable properties for setting up new modern stores and warehouses in India and KSA, for which we intend to utilize the amount from Net Proceeds. These locations will be finalised by us after conducting a detailed analysis of the demographics, foot-fall, lease rentals and other business and market considerations. We may open new modern stores in certain geographies in India where we already have our presence to meet the increasing customer needs and further enhance their experience along with new geographies where we do not have direct presence through our own modern stores, i.e., in cities namely, Ahmednagar in Maharashtra; Tumkur and Koppal in Karnataka; Khandwa, Neemuch, Mandsaur in Madhya Pradesh; Dwarka in

Gujarat; Mapusa in Goa; Nizamabad in Telangana; Tenali and Chittoor in Andhra Pradesh; Kanyakumari in Tamil Nadu; Kalimpong in West Bengal; Jagdalpur in Chhattisgarh; Nainital in Uttarakhand; Phagwara, Gurdaspur and Ferozepur in Punjab; Kasargod in Kerala, Shimla in Himachal Pradesh; Anantnag in Jammu and Kashmir, however, these locations are only indicative in nature and will be determined in accordance with the annual business plan of our Company which will be approved by our Board of Directors. The surveys for locations of these modern stores will be conducted prior to setting up such stores. If we are unable to find suitable locations or if the lease rentals for these locations are in excess of our estimates, our operations and financial conditions may be adversely impacted.

- b. We may utilize a portion of the Net Proceeds to undertake inorganic growth for which the target may not be identified. In the event that our Net Proceeds to be utilized towards inorganic growth initiatives are insufficient for the cost of our proposed inorganic acquisition, we may have to seek alternative forms of funding.***

We may utilize a certain amount from the Net Proceeds towards potential acquisitions and strategic initiatives. We have not identified any specific targets with whom we have entered into any definitive agreements. See “*Objects of the Offer – Funding inorganic growth through acquisition and other strategic initiatives and general corporate purposes*” on page 216. We will from time to time continue to seek attractive inorganic opportunities that may be within India, outside India or both, that we believe will fit well with our strategic business objectives and growth strategies, and the amount of Net Proceeds to be used for acquisitions will be based on decisions of our management and our Board. The amounts deployed from the Net Proceeds towards such initiatives may not be the total value or cost of such acquisitions or investments, resulting in a shortfall in raising requisite capital from the Net Proceeds towards such acquisitions or investments. While we cannot presently quantify the amount that will be used towards such initiatives since such amount will be authorized upon determination of the Offer Price and updated in the Prospectus prior to filing with the RoC, the cumulative amount to be utilized towards inorganic growth through acquisition and other strategic initiatives and general corporate purposes shall not exceed 35% of the amount raised by our Company. Further, the amount utilized for our object of ‘*Funding inorganic growth through acquisitions and other strategic initiatives*’ shall not exceed 25% of the amount raised by our Company. Consequently, we may be required to explore a range of options to raise requisite capital, including utilizing our internal accruals and/or seeking debt, including from third party lenders or institutions.

- c. Our proposed expansion plans relating to the opening of new modern stores and setting up of new warehouses are subject to the risk of unanticipated delays in implementation and cost overruns.***

Our capital expenditure plans in relation to the proposed setting up of new modern stores and new warehouses are subject to the potential risks and uncertainties that these activities typically face, including cost overruns or delays. Problems that could adversely affect our expansion plans include labour shortages, increased costs of equipment or manpower, delays in completion, the possibility of unanticipated future regulatory restrictions, delays in receiving governmental, statutory and other regulatory approvals, increase in other expenses, and other external factors which may not be within the control of our management. There can be no assurance that the proposed expansions will be completed as planned or on schedule, and if they are not completed in a timely manner, or at all, our budgeted costs may be insufficient to meet our proposed capital expenditure requirements. If our actual capital expenditures significantly exceed our budgets, or even if our budgets were sufficient to cover such activities, we may not be able to achieve the intended economic benefits of such capital expenditure, which in turn may materially and adversely affect our financial condition, results of operations, cash flows, and prospects. There can be no assurance that we will be able to complete the aforementioned expansion and additions in accordance with the proposed schedule of implementation and any delay could have an adverse impact on our growth, prospects, cash flows and financial condition. For further information, see “*Objects of the Offer*” on page 184.

- d. We have not entered into any definitive arrangements to utilize certain portions of the Net Proceeds of the Offer. Our funding requirements and the proposed deployment of Net Proceeds have not been appraised by any bank or financial institution or any other independent agency, and our management and Board will have broad discretion over the use of the Net Proceeds.***

We intend to utilize the Net Proceeds in the manner set forth in the table below:

Sr. No.	Particulars	Total estimated amount/expenditure (₹ in million)
I.	Expenditure by our Company for: (i) setting up new modern stores under the 'BabyHug' brand; and (ii) setting up a warehouse, in India	1,081.00
	<i>Of which:</i>	
a)	<i>Setting up new modern stores under the 'BabyHug' brand</i>	939.00
b)	<i>Setting up a warehouse</i>	142.00
II.	Expenditure for lease payments for our existing identified modern stores owned and operated by our Company, in India	931.00
III.	Investment in our Subsidiary, Digital Age for (i) setting up new modern stores under the FirstCry brand and other home brands of our Company; and (ii) lease payments for our existing identified modern stores owned and controlled by Digital Age, in India	2,996.00
	<i>Of which:</i>	
a)	<i>Setting up new modern stores under the FirstCry brand and other home brands of our Company</i>	1,690.00
b)	<i>Lease payments for our existing identified modern stores owned and controlled by Digital Age in India</i>	1,306.00
IV.	Investment in our Subsidiary, FirstCry Trading for overseas expansion by: (i) setting up new modern stores; and (ii) setting up warehouse(s), in KSA	1,556.00
	<i>Of which:</i>	
a)	<i>Setting up new modern stores</i>	726.00
b)	<i>Setting up warehouse(s)</i>	830.00
V.	Investment in our Subsidiary, Globalbees Brands towards acquisition of additional stake in our step-down Subsidiaries	1,690.00
VI.	Sales and marketing initiatives	2,000.00
VII.	Technology and data science cost including cloud and server hosting related costs	576.00
VIII.	Funding inorganic growth through acquisition and other strategic initiatives and general corporate purposes ^{#*}	[●]
	Total Net Proceeds	[●]

[#] The cumulative amount to be utilized towards inorganic growth through acquisition and other strategic initiatives and general corporate purposes shall not exceed 35% of the amount raised by our Company. Further, the amount utilized for our object of 'Funding inorganic growth through acquisitions and other strategic initiatives' shall not exceed 25% of the amount raised by our Company.

^{*} The amount to be spent towards funding inorganic growth through acquisitions and other strategic initiatives and general corporate purposes will be authorized upon determination of the Offer Price and updated in the Prospectus prior to filing with the RoC. The amount to be utilized for general corporate purposes shall not exceed 25% of the amount raised by our Company.

The funding requirements mentioned as a part of the objects of the Offer are based on internal management estimates in view of past expenditures, and have not been appraised by any bank or financial institution. This is based on current conditions and is subject to change in light of changes in external circumstances, costs, other financial conditions or business strategies. Further, we are yet to place orders for the total capital expenditure and for our store inventories which we propose to fund from the Net Proceeds. We have not entered into any definitive agreements lease arrangements for the stores and certain of the warehouses proposed to be set up, from the Net Proceeds for the relevant object of the Offer and we have relied on the quotations received from third parties and on our historical expenditure, for estimation of the cost. While we have obtained the quotations from various vendors in relation to such capital expenditure, most of these quotations are valid for a certain period of time and may be subject to revisions, and other commercial and technical factors. Our funding requirements may be subject to change based on various factors such as the timing of completion of the Offer, market conditions outside the control of our Company, and any other business and commercial considerations. The remaining Net Proceeds shall be utilized in subsequent periods as may be determined by our Company and by the Shareholders by way of a special resolution, in accordance with applicable laws. This may entail rescheduling and revising the planned expenditure and funding requirement and increasing or decreasing the expenditure for a particular purpose from the planned expenditure as may be determined by our Company and by the Shareholders by way of a special resolution, subject to compliance with applicable law. The deployment of the Net Proceeds will be at the discretion of our Board. For further information, see "*Objects of the Offer*" on page 184.

Further, various risks and uncertainties, including those set forth in this section, may limit or delay our efforts to use the Net Proceeds to achieve growth in our business. For example, our organic growth and expansion plans could be delayed due to failure to receive regulatory approvals, technical difficulties, human resources, technological or other resource constraints, or for other unforeseen reasons, events or circumstances. We may also use funds for future businesses which may have risks significantly different from what we currently face or may expect. Further, we may not be able to attract personnel with sufficient skills or sufficiently train our personnel to manage our expansion plans. Accordingly, use of the Net Proceeds for other purposes identified by our management may not result in actual growth of our business, enhanced financial condition or an increase in the value of our business and your investment.

- e. Our Company will not receive any proceeds from the Offer for Sale portion, and the Selling Shareholders shall be entitled to the Offer Proceeds to the extent of the Equity Shares offered by them in the Offer for Sale.***

The Offer includes a Fresh Issue of [●] Equity Shares aggregating up to ₹16,660.00 million and an offer for sale of up to 54,359,733 Equity Shares by the Selling Shareholders aggregating up to ₹[●] million. The Selling Shareholders are, therefore, interested in the Offer Proceeds to the extent of the Equity Shares offered by them in the Offer for Sale. The entire proceeds (net of applicable offer related expenses) from the Offer for Sale will be paid to the Selling Shareholders in proportion to their respective portions of the Offered Shares transferred pursuant to the Offer for Sale, and our Company will not receive any such proceeds. See “*Objects of the Offer*” on page 184.

- f. Any variation in the utilization of the Net Proceeds would be subject to certain compliance requirements, including prior Shareholders’ approval.***

We propose to utilize the Net Proceeds towards (a) expenditure by our Company for: (i) setting up new modern stores under the ‘BabyHug’ brand; and (ii) setting up a warehouse, in India; and (iii) lease payments for our existing identified modern stores owned and operated by our Company, in India; b) investment in our Subsidiary, Digital Age for (i) setting up new modern stores under the FirstCry brand and other home brands of our Company; and (ii) lease payments for our existing identified modern stores owned and controlled by Digital Age, in India; (c) investment in our Subsidiary, FirstCry Trading for overseas expansion by: (i) setting up new modern stores in KSA; and (ii) setting up warehouse(s); (d) investment in our Subsidiary, Globalbees Brands towards acquisition of additional stake, in our step-down Subsidiaries; (e) Sales and marketing initiatives; (f) technology and data science cost including cloud and server hosting related costs; and (f) funding inorganic growth through acquisition and other strategic initiatives and general corporate purposes. For further information of the proposed objects of the Offer, see “*Objects of the Offer*” on page 184. At this stage, we cannot determine with any certainty if we would require the Net Proceeds to meet any other expenditure or fund any exigencies arising out of competitive environment, business conditions, economic conditions or other factors beyond our control. In accordance with Sections 13(8) and 27 of the Companies Act 2013, we cannot undertake any variation in the utilization of the Net Proceeds without obtaining the shareholders’ approval through a special resolution. In the event of any such circumstances that require us to undertake variation in the disclosed utilization of the Net Proceeds, we may not be able to obtain the shareholders’ approval in a timely manner, or at all. Any delay or inability to obtain such shareholders’ approval may adversely affect our business or operations.

In light of these factors, we may not be able to undertake variation of objects of the Offer to use any unutilized proceeds of the Offer, if any, or vary the terms of any contract referred to in the Red Herring Prospectus, even if such variation is in the interest of our Company. This may restrict our Company’s ability to respond to any change in our business or financial condition by re-deploying the unutilized portion of Net Proceeds, if any, or varying the terms of contract, which may adversely affect our business and results of operations.

- g. Our investments in D2C brands through our Globalbees Brands platform may not be successful, which may adversely affect our business, financial condition and results of operations.***

Our Subsidiary, Globalbees Brands, targets D2C brands across categories such as home utilities, fashion/lifestyle, appliances, and beauty and personal care / home and personal care. Globalbees Brands has acquired stakes in 21 entities and has acquired five entities through business transfer agreements.

As our experience thus far has been in relation to products and brands in the Mothers', Babies', and Kids' segment, there is no assurance that our investments in D2C brands in other segments would be successful, which could have an adverse effect on our business, results of operations, cash flows and financial condition. Our expansion into new business verticals or new product categories could also dilute our brand positioning as a one-stop destination for Mothers', Babies' and Kids' products. We may also have to invest additional funds in the future to keep our majority shareholding in Globalbees Brands, and our inability to source such additional funds may dilute our shareholding. For more information in relation to Globalbees Brands, please see "*Our Business – Globalbees Brands*" on page 295.

h. *The Net Proceeds will be deployed over a long period of time and any delay may impact our operations and profitability.*

We propose to deploy the Net Proceeds in accordance with the estimated schedule of implementation and deployment of funds set forth in the table below:

Sr. No.	Particulars	Total estimated cost	Amount to be funded from Net Proceeds	Estimated deployment of Net Proceeds in Fiscal 2025	Estimated deployment of Net Proceeds in Fiscal 2026	Estimated deployment of Net Proceeds in Fiscal 2027
I	Expenditure by our Company for: (i) setting up new modern stores under the 'BabyHug' brand; and (ii) setting up a warehouse, in India [^]	1,081.00	1,081.00	176.00	431.00	474.00
	<i>i) Setting up new modern stores under the 'BabyHug' brand[^]</i>	<i>939.00</i>	<i>939.00</i>	<i>176.00</i>	<i>431.00</i>	<i>332.00</i>
	<i>ii) Setting up a warehouse[^]</i>	<i>142.00</i>	<i>142.00</i>	<i>-</i>	<i>-</i>	<i>142.00</i>
II.	Lease payments for our existing identified modern stores owned and operated by our Company, in India [^]	931.00	931.00	226.00	470.00	235.00
III.	Investment in our Subsidiary, Digital Age for (i) setting up new modern stores under the FirstCry brand and other home brands of our Company; and (ii) lease payments for our existing identified modern stores owned and controlled by Digital Age in India [^]	2,996.00	2,996.00	674.00	1,397.00	925.00
	<i>i) Setting up new modern stores under the FirstCry brand and other home brands of our Company[^]</i>	<i>1,690.00</i>	<i>1,690.00</i>	<i>359.00</i>	<i>748.00</i>	<i>583.00</i>
	<i>ii) Lease payments for our existing identified modern stores owned and controlled by Digital Age in India[^]</i>	<i>1,306.00</i>	<i>1,306.00</i>	<i>315.00</i>	<i>649.00</i>	<i>342.00</i>
IV.	Investment in our Subsidiary, FirstCry Trading for overseas expansion by: (i) setting up new modern stores; and (ii) setting up warehouse(s), in KSA [^]	1,556.00	1,556.00	503.00	514.00	539.00
	<i>Of which:</i>					

Sr. No.	Particulars	Total estimated cost	Amount to be funded from Net Proceeds	Estimated deployment of Net Proceeds in Fiscal 2025	Estimated deployment of Net Proceeds in Fiscal 2026	Estimated deployment of Net Proceeds in Fiscal 2027
i)	Setting up new modern stores [^]	726.00	726.00	230.00	242.00	254.00
ii)	Setting up warehouses [^]	830.00	830.00	273.00	272.00	285.00
V.	Investment in our Subsidiary, Globalbees Brands towards acquisition of additional stake in our step-down Subsidiaries	1,690.00	1,690.00	974.00	282.00	434.00
VI.	Sales and marketing initiatives	N.A.	2,000.00	660.00	670.00	670.00
VII.	Technology and data science cost including cloud and server hosting related costs	N.A.	576.00	192.00	192.00	192.00
VIII.	Funding inorganic growth through acquisition and other strategic initiatives and general corporate purposes#*	[●]	[●]	[●]	[●]	[●]
	<u>Total Net Proceeds</u>	[●]	[●]	[●]	[●]	[●]

The cumulative amount to be utilized towards inorganic growth through acquisition and other strategic initiatives and general corporate purposes shall not exceed 35% of the amount raised by our Company. Further, the amount utilized for our object of 'Funding inorganic growth through acquisitions and other strategic initiatives' shall not exceed 25% of the amount raised by our Company.

*The amount to be spent towards funding inorganic growth through acquisition and other strategic initiatives and general corporate purposes will be authorized upon determination of the Offer Price and updated in the Prospectus prior to filing with the RoC. The amount to be utilized for general corporate purposes shall not exceed 25% of the amount raised by our Company.

[^] The utilization of Net Proceeds towards this Object will be made in the period up to September 30, 2026.

The schedule of implementation and deployment of funds is subject to risks of unanticipated delays, such as due to the unavailability of suitable locations for warehouses and modern stores or general economic conditions. It may also be delayed by other factors outside of our control such as epidemics, natural disasters, acts of god other events which may cause interruptions. Any delays in the implementation of this schedule will slow down our growth initiatives and may adversely affect our business, operations, prospects and profitability.

- i. **A portion of the Net Proceeds will be invested in Subsidiaries which have incurred losses and certain newly established businesses. We cannot assure you that our investments will enhance their profitability or yield intended results.**

A portion of the Net Proceeds will be invested in Globalbees Brands, Digital Age and Firstcry Trading Company. For further details, please see "**Objects of the Offer – Utilization of Net Proceeds**" on page 184. Set forth below are details of losses incurred by Globalbees Brands, Digital Age and Firstcry Trading Company for the Financial Year 2024, 2023 and 2022 based on their respective audited financial statements.

Particulars	Profit / (Loss) for the financial year ended		
	March 31, 2024	March 31, 2023	March 31, 2022
	(₹ in million)		
Globalbees Brands	(592.92)	(61.49)	(300.84)
Digital Age*	(367.19)	(83.10)	-
Firstcry Trading Company	(1,285.27)	(814.37)	(36.56)

*Our Company acquired Digital Age on May 2, 2022, and Digital Age's financial statements were consolidated with effect from that date.

We cannot assure you that our investments in Globalbees Brands, Digital Age and Firstery Trading Company will enhance their profitability. Further, a portion of the Net Proceeds is proposed to be invested towards the expansion of our overseas operations in the Kingdom of Saudi Arabia, which we commenced in 2022. Additionally, a portion of the Net Proceeds will be invested in Globalbees Brands towards acquisition of additional stake in our step-down Subsidiaries, Frootle India Private Limited, Encasa Homes Private Limited and Plantex E-Commerce Private Limited, which are newly established businesses in the areas of home appliances, furnishing and accessories. We cannot assure you that our investments in these companies will yield the intended results.

- j. *We have investments in fixed deposits and will continue to invest in fixed deposits if we have excess funds. If we are unable to deploy all of the Net Proceeds towards expanding our business operations, we may temporarily invest a portion of the Net Proceeds in fixed deposits.*

We have investments in fixed deposits and will continue to invest in fixed deposits if we have excess funds. Set forth below are details of fixed deposits held by our Company on a standalone and Restated Consolidated Financial Information basis as of March 31, 2024, 2023 and 2022.

Particulars	As at the financial year ended		
	March 31, 2024	March 31, 2023	March 31, 2022
	<i>(₹ in million)</i>		
Balances with banks in deposit accounts having original maturity less than 3 months	562.24	780.00	1,500.00
Deposits with banks with original maturity of more than three months but less than twelve months	1,609.25	7,009.44	10,463.14
Bank deposits (maturity more than 12 months)	0.88	182.63	0.78
Fixed deposits (standalone)	2,172.37	7,972.07	11,963.92
Balances with banks in deposit accounts having original maturity less than 3 months	2,271.77	1,331.80	1,595.87
Deposits with banks with original maturity of more than three months but less than twelve months	3,120.91	9,200.15	18,633.10
Bank deposits (maturity more than 12 months)	111.14	337.61	1.38
Fixed deposits (Restated Consolidated Financial Information)	5,503.82	10,869.56	20,230.35

We continue to seek to raise capital through the Offer as our fixed deposits will not meet all our funding requirements. Further, since a significant amount of such fixed deposits are held by our Subsidiaries, we are unable to utilize these funds towards the expansion of our Company's business operations.

We cannot assure you that we will be able to deploy the Net Proceeds within the intended schedule. If we are unable to deploy all of the Net Proceeds towards expanding our business operations, we may temporarily invest a portion of the Net Proceeds in fixed deposits.

3. *If we fail to acquire new customers or experience a decline in engagement with our existing customers, we may not be able to increase our revenues or achieve profitability.*

The tables below sets forth the breakdown of our advertising and sales promotion expenses as a percentage of our revenue from operations as per our Restated Consolidated Financial Statements and our GMV generated from our new customers, existing customers, and Annual Unique Transacting Customers, in each case for the Financial Years 2024, 2023 and 2022:

Particulars	For the year ended March 31, 2024		For the year ended March 31, 2023		For the year ended March 31, 2022	
	Amount (₹ in millions)	Percentage of revenue from operations (%)	Amount (₹ in millions)	Percentage of revenue from operations (%)	Amount (₹ in millions)	Percentage of revenue from operations (%)
Advertising and sales promotion expenses*	4,821.82	7.44%	4,164.77	7.39%	2,686.11	11.19%

*Includes payments made to third-party websites, search engines and social media influencers.

Particulars	For the year ended March 31, 2024		For the year ended March 31, 2023		For the year ended March 31, 2022	
	Percentage of GMV from Annual Unique		Percentage of GMV from Annual Unique		Percentage of GMV from Annual Unique	
	Amount (₹ in millions)	Transacting Customers (%)	Amount (₹ in millions)	Transacting Customers (%)	Amount (₹ in millions)	Transacting Customers (%)
GMV from new customers	25,333.22	27.77%	19,613.14	27.02%	17,257.61	29.76%
GMV from existing customers	65,878.06	72.23%	52,963.20	72.98%	40,737.02	70.24%
GMV from Annual Unique Transacting Customers	91,211.28	100.00%	72,576.34	100.00%	57,994.63	100.00%

Our business has grown substantially in recent years, with the acquisition of new customers playing an important role along with the continued engagement with our existing customers. Implementing marketing strategies for customer acquisition involves expenditures which may be disproportionate to the revenue generated and customers acquired. There is a risk that the cost of acquiring new customers through marketing efforts may increase due to heightened competition. Our marketing strategies focus on creating awareness of our online platform, modern stores and brand, building loyalty and fostering strong word of mouth reviews. Our marketing strategies include engaging parenting influencers and maintaining a presence on social media platforms and our FirstCry parenting community.

We may have to incur sustained advertising and promotional expenditures or offer more incentives than we anticipate in order to attract customers. If we are unable to adapt our marketing strategies in line with evolving trends, or if one or more of our marketing efforts fails to deliver the expected outcome, our business, results of operations and financial condition may be adversely affected.

Our ability to provide an engaging customer experience is also dependent in part on third party websites and search engines driving customers to our platform, which is not entirely within our control. Additionally, we have arrangements with other intermediaries such as advertising companies and digital services providers which provide certain digital services including marketing and search engine optimization services and our ability to provide an engaging customer experience is dependent in part on the performance of these intermediaries. If such advertising companies are unsuccessful in their campaigns or such sites choose not to send online customers to us or search engines change their ranking algorithms such that we appear lower down the search list or not at all, our customer base may not grow and may reduce and as a result, our revenue may decrease.

Further, our customer base has highly diverse needs and preferences, spanning Mothers', Babies', and Kids' products for different ages, gender, and customer profiles. Customers can be price and value sensitive, have different preferences and personal requirements, fashion styles or possess a strong preference for products that we do not offer. Our inability to meet our customers' diverse needs in terms of preferences, prices and value may result in a failure to meaningfully engage and provide a satisfying experience for each customer, which could result in our inability to retain our existing customers. Also see *“– If we fail to identify and effectively respond to changing customer preferences, trends and spending patterns for mother, baby and children’s products in a timely manner, the demand for the products sold on our multi-channel retailing platform could decrease, causing our business, results of operations, financial condition and cash flows to be adversely affected.”* on page 98.

Any deterioration in our relationship with the customers participating in our parenting community, and their satisfaction with the products sold on our multi-channel retailing platform, customer experience and reputation may in turn adversely affect our business and demand for our products and services. We cannot assure you that we will continue to retain our existing customers, grow our customer base, or increase the GMV generated from our customers in the future. If we fail to acquire new customers or experience a decline in engagement with our existing customers, we may not be able to increase our revenues or achieve profitability.

4. *We have incurred losses in past periods and may continue to do so in the future, which may adversely impact our business and the value of the Equity Shares.*

Set forth below are details of our losses for the Financial Years 2024, 2023 and 2022:

Particulars	For the Financial Year ended		
	March 31, 2024	March 31, 2023	March 31, 2022
	(₹ in million)		
Loss for the year	(3,215.07)	(4,860.56)	(786.85)

Our total expenses exceeded our total income during the Financial Year 2024, which resulted in a loss of ₹(3,215.07) million for the Financial Year 2024, primarily on account of: (i) materials cost (comprising cost of material consumed, purchase of stock-in-trade and changes in inventories of stock-in-trade, finished goods and work in progress) amounting to ₹41,631.96 million; (ii) advertising and sales promotion expenses of ₹4,821.82 million, due to increased advertising, in line with the growth in our sales; (iii) employee benefits expenses of ₹5,084.21 million; (iv) finance costs of ₹1,153.63 million, which were primarily attributable to interest expense on lease liabilities; (v) depreciation and amortization expenses of ₹3,708.73 million, and (vi) employee share based payment expense of ₹1,780.58 million.

Our total expenses exceeded our total income during the Financial Year 2023, which resulted in a loss of ₹(4,860.56) million for the Financial Year 2023, primarily on account of: (i) materials cost (comprising cost of material consumed, purchase of stock-in-trade and changes in inventories of stock-in-trade, finished goods and work in progress) amounting to ₹39,353.18 million during the Financial Year 2023; (ii) advertising and sales promotion expenses of ₹4,164.77 million, due to increased advertising, in line with the growth in our sales, relating to scale-up of businesses under GlobalBees Brands and due to the commencement of our operations in KSA; (iii) employee share based payment expense of ₹3,614.37 million during the Financial Year 2023 primarily due to the vesting of employee stock options granted by us in accordance with our ESOP Plan; and (iv) finance costs of ₹715.73 million during the Financial Year 2023 primarily due to interest expense on lease liabilities paid in relation to our modern stores (including modern stores owned and operated by Digital Age) and warehouses, and due to the borrowings availed by our Subsidiaries. Our materials costs in Financial Year 2023 was high primarily due to (i) the impact of consolidation of the Digital Age acquisition, (ii) increase in purchases of products and (ii) increase in prices of products procured by us, due to general inflationary trends and increase in prices of raw materials used in the manufacture of such products.

Similarly, our total expenses were higher than our total income during Financial Year 2022, which resulted in a loss of ₹(786.85) million for the Financial Year 2022, primarily on account of: (i) materials cost of ₹15,721.39 million during the Financial Year 2022, which primarily comprised the purchases of products from various brands and from contract manufacturers that manufacture our home brands; (ii) advertising and sales promotion expenses of ₹2,686.11 million during the Financial Year 2022 primarily due to our advertising initiatives during the Financial Year 2022, in line with the growth in our sales, and scaling-up of businesses under our GlobalBees Brands during the Financial Year 2022; (iii) employee share based payment expense of ₹921.31 million during the Financial Year 2022 primarily due to the vesting of employee stock options granted by us in accordance with our ESOP Plan; and (iv) finance costs of ₹376.83 million during the Financial Year 2022 primarily due interest expense on lease liabilities for our modern stores and warehouses, and interest on borrowings measured at amortized cost due to an increase in borrowings by our Subsidiaries.

Our ability to operate profitably depends upon a number of factors, some of which are beyond our direct control. Going forward, we expect our expenses towards, amongst others, marketing and business promotion, the expansion of our international business and adjacent businesses, the implementation of our retail distribution strategy for our home brands, grant of stock options, to increase, which could adversely impact our financial condition. For a discussion of the significant factors affecting our results of operations and a discussion of the performance for the Financial Years 2024, 2023 and 2022, see “*Management’s Discussion and Analysis of Financial Condition and Results of Operations*” on page 528. If we continue to incur losses, our business and the value of the Equity Shares could be adversely affected.

5. *If we fail to retain our relationships with third-party brands, or attract new relationships, our business, results of operations, financial condition and cash flows will be adversely affected.*

We depend on our ability to attract and retain relationships with domestic and global brands for a range of products that are offered by us to our customers. As at March 31, 2024, across our platform (in India, UAE and KSA), we offer more than 1.65 million stock-keeping units (“SKUs”) from over 7,580 brands, including third-party Indian brands, global brands, and our home brands. In UAE and KSA, we offer products in various categories, including apparel, footwear, baby gear, nursery, diapers, toys and personal care, amongst others with more than 273,000 SKUs from over 3,600 brands, including global brands, our home brands and third-party Indian brands. Set forth below is the number of brands added on our FirstCry platform (in India, UAE and KSA) during the Financial Years 2024, 2023 and 2022, brands associated with us on our FirstCry platform, and SKUs offered by us on our platform as at March 31, 2024, 2023 and 2022, respectively.

Particulars	As at/for the financial year ended		
	March 31, 2024	March 31, 2023	March 31, 2022
Brands added on our FirstCry platform (in India, UAE and KSA)	1,125	2,250	2,235
Brands associated with us on our FirstCry platform	7,580	7,035	6,287
SKUs offered (in million)	1.65	1.29	1.27

While we have not faced any such significant instances in the past, if we experience significant relationship attrition with brands, for example due to failure to renew contracts, or competition with other platforms selling Mothers’, Babies’ and Kids’ products, and fail to attract new relationships, the quantity and variety of products that are offered through our multi-channel retailing platform may decline, customers may purchase less frequently from us or not at all. In addition, our advertising revenue from third-party brands that use our internet display services may be impacted, if such third-party brands choose to discontinue advertising on our platform. As a result, our business, results of operations, financial condition and cash flows may be adversely affected. The table below sets forth the breakdown of our internet display charges as a percentage of our revenue from operations for the years mentioned as per our Restated Consolidated Financial Statements:

Particulars	For the year ended March 31, 2024		For the year ended March 31, 2023		For the year ended March 31, 2022	
	Percentage of revenue		Percentage of revenue		Percentage of revenue	
	Amount (₹ in millions)	from operations (%)	Amount (₹ in millions)	from operations (%)	Amount (₹ in millions)	from operations (%)
Internet display charges*	925.79	1.43%	753.10	1.34%	635.14	2.64%

*Includes revenue generated from advertisements.

We do not contractually require brands to sell exclusively on our multi-channel retailing platform and accordingly, they offer their products through other channels at any time. In addition, from time to time we may have disputes with brands about their compliance with our quality control or other policies, which may cause them to cease doing business with us.

Brands have and may prefer to adopt a direct-to-consumer business model as opposed to using our multi-channel retailing platform, while others may also prefer to achieve brand proliferation through other platforms with a direct-to-consumer model. While we have not faced any such instances in the past, some of our brand relationships may limit or cease distribution of their products through external platforms like ours, including as a result of us offering our home brands that are the same or similar to those of our brand relationships. In addition, key brands sold on our platform may be acquired by our competitors which may restrict our ability to list such brands on our platform. Any of these factors may adversely affect our business, results of operations, financial condition and cash flows.

6. *The sale of our home brand products subjects us to unique risks and heightens certain other risks, such as, dependence on third-party manufacturers and suppliers for certain products and raw materials, liability for accidents and other incidents, product liability, and sale of home brands by unauthorized sellers. Further, we may not be able to obtain sufficient quantities or desired quality*

of products from contract manufacturers in a timely manner or at acceptable prices, which may adversely affect our business, financial condition and results of operations.

We also outsource the manufacturing of our home brand products to third party manufacturers in India and certain other countries. Set forth below are the number of third-party manufacturers and suppliers engaged by us during the Financial Years 2024, 2023 and 2022 in India and outside India, along with total imports for our FirstCry platform in India during the same periods:

Particulars	For the Financial Year		
	2024	2023	2022
Third-party manufacturers*			
India	895	698	654
Outside India	87	81	86
Total	982	779	740
Suppliers			
India	2,798	2,029	1,701
Outside India	10	7	6
Total	2,808	2,036	1,707

Note: Determination of vendors as manufacturers or suppliers has been undertaken after considering the primary business relationship with such third-party, based on orders placed by us during the relevant financial year.

**Third-party manufacturers for our home brands.*

Particulars	For the Financial Year		
	2024	2023	2022
	<i>(₹ in millions)</i>		
Total imports for our FirstCry platform in India	2,579.72	1,566.93	2,394.66

Although we have not faced any such instances in the past of termination of contracts with manufacturers due to delay or insufficiency in delivery and quality defects, we exercise quality control over the manufacturing process of such contract manufacturers, sale of our home brand products, including the products governed under the Bureau of Indian Standards (“BIS”), among others, subjects us to unique risks and heightens certain other risks, including:

- dependency on relationships with the third-party manufacturers whom we engage to manufacture our home brand products;
- dependency on overseas manufacturers and suppliers for certain products and raw materials;
- challenges relating to the imports of products and raw materials;
- dependency and risk of potential deterioration in the relationships with our existing manufacturers and suppliers;
- liability for accidents and other incidents, including injuries to employees of third-party manufacturers’ at manufacturing sites that we do not control;
- potential product liability for any production defects, which may impact the reputation of the “FirstCry” brand and our home brands;
- risk of infringement of intellectual property rights by third parties that may lead to a litigation or reputational risk;
- risk of counterfeit products that may impact the reputation and sale of our genuine products;
- failure to comply with various product-related laws, rules and regulations and the requirement to comply with changing laws, rules and regulations;
- limitations regarding the return of products due to operational and regulatory challenges and changing import regime; and

- the sale of home brands on third party platforms by unauthorized sellers impacting our reputation and sales.

While we are not crucially dependent on any supplier or third-party manufacturer for our operations, if any such risks effectuate, our business, results of operations, financial condition and cash flows could be adversely affected. While we have not faced any instances of sale of counterfeit products for our home brands during the Financial Years 2024, 2023 and 2022, we cannot assure you that any such sales will not occur in the future. Further, any adverse impact on one or more of our home brands (for example, a decline in the sales of our home brands) could have a significant impact on our overall business, results of operations, financial condition and cash flows.

We do not own any manufacturing facilities, other than the manufacturing facilities owned by Swara Baby, Firmroots, Solis and certain subsidiaries of Globalbees Brands. We may be unable to replace our existing contract manufacturers at short notice, or at all, and may face delays in production and added costs as a result of the time required to train new contract manufacturers to undertake manufacturing in accordance with our standard processes and quality control standards.

Our contract manufacturers are also subject to risks, including power loss, natural disasters, and labour disruptions, which may affect their performance and ability to meet our orders. There can therefore be no assurance that our contract manufacturers will, at all times, have sufficient capacity to meet our orders, or be able to fulfil their obligations, including those in relation to maintenance of quality standards in a manner acceptable to us, or at all. From time to time, we may have to cease working with certain contract manufacturers, for reasons including delay or insufficiency in delivery and quality defects.

While we have not faced any instances in the past of termination of contracts with manufacturers due to delay in supply of products from our contract manufacturers, or insufficiency in the quality and consistency of the products supplied, any shortfall in supply of products from our contract manufacturers, or insufficiency in the quality and consistency of the products supplied may result in decrease in supply of our products, lower stock at our modern stores and consequently lower sales. If our products are not manufactured in accordance with our supply schedule, or at all, we may not be able to procure alternate sources of supply in time to meet the demands of our customers or maintain our inventory levels. We may also be unable to control the costs of production of contract manufacturers, which may increase in the future, including due to increase in the cost of labor and other utilities. Our inability to obtain sufficient quantities or desired quality of products from contract manufacturers in a timely manner or at acceptable prices may adversely affect our business, financial condition and results of operations.

Our ten largest suppliers do not contribute to 50% or more of our total purchases. However, we cannot assure you that we will not significantly depend on any suppliers in the future.

We do not contractually require all our manufacturers to manufacture products exclusively for us and accordingly, some of them may choose to manufacture products for other parties at any time. In addition, from time to time we may have disputes with manufacturers about their compliance with our quality control or other policies, which may cause them to cease doing business with us. While we have not experienced any such material instances in the past, we may experience significant relationship attrition with manufacturers, for example due to failure to renew contracts, or competition with other platforms selling Mothers', Babies' and Kids' products, and fail to attract new relationships, the quantity and variety of products that are offered through our multi-channel retailing platform may decline, customers may purchase less frequently from us or not at all. As a result, our business, results of operations, financial condition and cash flows may be adversely affected.

7. *Current locations of our modern stores may become unattractive, and suitable new locations may not be available for a reasonable price.*

The success of any store depends in part on its location. We have a network of 1,063 FirstCry and BabyHug modern stores in 533 cities in 28 states and five union territories across India as at March 31, 2024. The tables below set forth the region-wise break-up of our GMV from our modern stores in India for the years indicated:

Region-wise GMV distribution in India (from our modern stores)	For the Financial Year					
	2024		2023		2022	
	(₹ in millions)	(%)	(₹ in millions)	(%)	(₹ in millions)	(%)
East ⁽¹⁾	2,420.91	13.82%	1,948.31	13.48%	1,231.11	12.76%
North ⁽²⁾	4,826.47	27.56%	3,989.04	27.61%	2,629.24	27.25%
South ⁽³⁾	6,492.07	37.07%	5,294.07	36.64%	3,469.12	35.96%
West ⁽⁴⁾	3,771.74	21.55%	3,218.62	22.27%	2,318.43	24.03%
Total	17,511.19	100.00%	14,450.04	100.00%	9,647.90	100.00%

(1) Covers Arunachal Pradesh, Assam, Bihar, Jharkhand, Manipur, Meghalaya, Mizoram, Nagaland, Odisha, Sikkim, Tripura and West Bengal in India.

(2) Covers Chandigarh, Delhi, Haryana, Himachal Pradesh, Jammu and Kashmir, Ladakh, Punjab, Rajasthan, Uttar Pradesh, and Uttarakhand in India

(3) Covers Andhra Pradesh, Karnataka, Kerala, Pondicherry, Tamil Nadu, and Telangana in India.

(4) Covers Chhattisgarh, Goa, Gujarat, Madhya Pradesh, and Maharashtra in India.

We cannot assure you that current locations of our modern stores will continue to be attractive as demographic patterns change, or as leases/licenses are renewed/ extended on terms less favorable to us. Neighborhood or economic conditions where stores are located could decline in the future, thus resulting in reduced sales in those locations. Alternatively, neighborhoods could continue to improve and escalate real estate prices, which may not be proportionate to the sales we are able to carry out. In the event real estate prices increase or if we are unable to renew lease/licensing agreements for our existing modern stores on terms favorable to us, such store locations may not be profitable for our business, and we may be compelled to reassess the feasibility of such stores.

We periodically close stores which we determine are not adhering to our internal standards and business plans. We also close stores if we are able to relocate to locations that may potentially have higher footfalls. While we were able to relocate some of these modern stores in the past, we may not be able to do so in the future. Further, we also close modern stores if we are unable to, among others, renew the lease agreements for our modern stores, or generate operational efficiencies from such stores. During the Financial Years 2024, 2023 and 2022, we opened 149, 160 and 74 COCO Stores, respectively. Further, we closed one COCO Store in the Financial Year 2022. Set forth below are the details in relation to our modern stores:

Particulars	As at March 31,		
	2024	2023	2022
FirstCry COCO Stores (COCO Stores for FirstCry and other brands excluding BabyHug)	151 ⁽¹⁾	62 ⁽²⁾	8 ⁽³⁾
BabyHug COCO Stores	284	224	118

Notes:

(1) Includes 148 COCO Stores for FirstCry, and one COCO Store each for Cutewalk, Pine Kids and One Play Nation.

(2) Includes 61 COCO Stores for FirstCry and one COCO Store for Cutewalk.

(3) Includes seven COCO Stores for FirstCry and one COCO Store for Cutewalk.

Particulars	As at/during the year ended March 31,		
	2024	2023	2022
Number of COCO Stores at the beginning of the year	286	126	53
Net addition of COCO Stores*	149	160	73
Total number of COCO Stores at the end of the year	435	286	126

*Net addition of COCO Stores is calculated by deducting the number of COCO Stores closed during the relevant year from the sum of number of COCO Stores at the beginning of the relevant year and the number of COCO Stores opened during the relevant year.

Particulars	As at/during the year ended March 31,		
	2024	2023	2022
Number of FOFO Stores at the beginning of the year	618	575	478
Net addition of FOFO Stores*	10	43	97
Total number of FOFO Stores at the end of the year	628	618	575

*Net addition of FOFO Stores is calculated by deducting the number of FOFO Stores closed during the relevant year from the sum of number of FOFO Stores at the beginning of the relevant year and the number of FOFO Stores opened during the relevant year.

Particulars	As at March 31,		
	2024	2023	2022
Total number of COCO Stores	435	286	126
Total number of FOFO Stores	628	618	575
Total number of modern stores	1,063	904	701

If we are unable to obtain alternate locations at reasonable prices or identify suitable franchisees at such locations, our ability to affect our growth strategy will be adversely affected.

8. We are exposed to risks associated with leasing real estate and any adverse developments could affect our business, results of operations and financial condition.

We sell our products through modern stores comprising franchisee modern stores, FirstCry-owned multi-brand stores and exclusive home brand stores, and online channels across our mobile applications, website and mobile website. As at March 31, 2024, we have a network of 1,063 modern stores, including modern stores owned by Digital Age, which we acquired in May 2022. As our modern stores operate on leased/licensed properties, we are exposed to the market conditions of the retail rental market. Our Company and Digital Age have incurred the following expenditure towards lease rentals on stores owned and operated by our Company and stores owned and operated by Digital Age, respectively in the Financial Years 2024, 2023 and 2022:

Particulars	For the Financial Year					
	2024		2023		2022	
	<i>Lease rental expenses (₹ in millions)</i>	<i>Number of Stores for which rent was paid</i>	<i>Lease rental expenses (₹ in millions)</i>	<i>Number of Stores for which rent was paid</i>	<i>Lease rental expenses (₹ in millions)</i>	<i>Number of Stores for which rent was paid</i>
Stores owned and operated by our Company	416.63	257	288.37	200	100.89	96
Stores owned and operated by Digital Age	488.61	164	159.29	83	63.09	32

We generally enter into lease/leave and licensing agreements with initial terms varying between five to nine years. Certain of our lease/leave and licensing agreements contain an early termination clause that permits us to terminate the lease/leave and licensing agreement early for the reasons specified therein. While we have renewal options for all of our leases/licenses, we typically need to renegotiate the terms of renewal with the lessor/licensor, who may insist on a significant modification to the terms and conditions of the lease/leave and licensing agreement.

Where we do not have an option to renew a lease/leave and licensing agreement, we must negotiate the terms of renewal with the lessor/licensor, who may insist on a significant modification to the terms and conditions of the lease/leave and licensing agreement. If a lease/leave and licensing agreement is renewed at a rate substantially higher than the existing rate, or if any existing favorable terms granted by the lessor/licensor are not extended, we must determine whether it is desirable to renew on such modified terms. If we are unable to renew leases/licenses for our modern stores on acceptable terms or at all, we will have to close or relocate the relevant stores, which would affect the overall sales during the period of closure, and could subject us to renovation and other costs and risks.

We may also be subject to disputes with landlords of our modern stores, or in the event our modern stores are jointly owned, our operations may be adversely affected in case of any disputes by the owners of such property. In addition, lease/leave and licensing agreements are required to be duly registered and adequately stamped under Indian law and if any of our lease/leave and licensing agreements are not duly registered and adequately stamped, we may face challenges in enforcing them and they may be inadmissible as evidence in a court in India subject to penalties along with the requisite stamp duty prescribed under applicable Indian law being paid. While we have not faced any such instances that

materially affected our operations during the Financial Years 2024, 2023 and 2022, any such occurrences in the future may adversely affect our business, results of operations and financial condition.

9. *We do not have exclusive agreements with contract manufacturers, suppliers and third party brands.*

We do not contractually require all our manufacturers to manufacture products exclusively for us or require all of our suppliers to supply products exclusively to us, and accordingly, some of them may choose to manufacture products for, or supply products to, other parties including our competitors and on better commercial terms than agreed with us. Further, we do not have exclusive arrangements with third-party brands for offering products on our platform. If these brands terminate their relationship with us, the quantity and variety of products that are offered through our multi-channel retailing platform may decline, customers may purchase less frequently from us or not at all. As a result, our business, results of operations, financial condition and cash flows may be adversely affected.

10. *If we fail to identify and effectively respond to changing customer preferences, trends and spending patterns for Mothers', Babies', and Kids' Products, the demand for the products sold on our multi-channel retailing platform could decrease, causing our business, results of operations, financial condition and cash flows to be adversely affected.*

Our revenue from operations depends on the continued demand for Mothers', Babies', and Kids' Products offered on our multi-channel retailing platform. The demand for these products may vary over time due to changing customer preferences, including those relating to sustainability factors such as recycling plastic, or methods of testing, as well as support for cruelty-free and eco-friendly products. Decline in the demand for some of the products without a corresponding increase in demand for alternative products sold through our multi-channel retailing platform could negatively impact our business and results of operations.

The products offered on our multi-channel retailing platform, including our home brands, are subject to rapidly changing trends and constantly evolving customer tastes and demands. Our success is also dependent on our ability, as well as the ability of our vendors and brands to anticipate, identify and respond to the latest Mothers', Babies', and Kids' product trends and customer demands and to translate such trends and demands into product offerings in a timely manner. Further, we will continue to expand the range of products available on our multi-channel retailing platform and cannot assure you that such new products will achieve the expected customer demand, whether due to factors within or outside of our control, such as general economic conditions, a failure to accurately understand customer demand and distribution and market requirements or insufficient focus by management on these new products. We may misjudge customer demands, trends and preferences for new products offered by brand relationships and manufacturers on our multi-channel retailing platform and face challenges in inspecting and controlling quality, third party manufacturing, regulatory compliance, and handling, storage and delivery of such new products. We may not be able to generate optimum revenue from these product offerings in line with our investments in this regard and not be able to accurately assess and manage all of the opportunities and risks associated with some of these new products, which may lead to an increase in expenses without a commensurate increase in revenue from operations. Further, these operations may be accompanied by operating and marketing challenges that may be different from those we have previously encountered.

The failure to anticipate, identify or react swiftly and appropriately to new and changing styles, trends or desired customer preferences, to accurately forecast demand for product offerings, or to provide relevant product offerings in a timely manner on our multi-channel retailing platform, may lead to lower sales of products on our multi-channel retailing platform, which could cause, among other things, declines in the GMV sold through our multi-channel retailing platform, surge of outdated, near expiry and expired products, and affect our relationship with customers. In such circumstances, we may lose customers and market share, or be required to discount certain products, all of which could have an adverse effect on our business, results of operations, financial condition and cash flows.

If our multi-channel retailing platform offers new products, whether third-party brands or our home brands, that are not accepted by our customers, our revenue may fall short of expectations, our brand and reputation could be adversely affected, and we may incur expenses that are not offset by income. We may also face greater competition in specific categories from other competitors.

11. Our business depends on the growth of the online commerce industry in India and our ability to effectively respond to changing customer behavior on digital platforms. If the online commerce industry in India does not further develop and grow and if we are not able to effectively respond to changing customer behavior, our results of operations could be adversely affected.

Online commerce and its adoption is still developing in India. Although we are a multi-channel player with both online and offline presence, our business also depends substantially on the receptiveness of Indian customers, suppliers, brands, vendors and advertisers to the internet as a way to conduct commerce, purchase goods and services, and carry out financial transactions. Set forth below is a split of our GMV from online and offline channels in India for the Financial Years 2024, 2023 and 2022:

Particulars	For the year ended March 31,		
	2024	2023	2022
	<i>(₹ in millions, unless otherwise specified)</i>		
GMV from Online	58,316.23	49,380.95	42,741.57
GMV from Online (% of total GMV in India)	76.91%	77.36%	81.58%
GMV from Offline	17,511.19	14,450.04	9,647.90
GMV from Offline (% of total GMV in India)	23.09%	22.64%	18.42%

For our online business base to grow, customers, vendors and suppliers must continue to conduct commerce through the internet and mobile devices, and hence we must effectively respond to changing customer behavior on such digital platform. Our mobile application in India had been downloaded more than 127 million times, 97 million times and 70 million times as of March 31, 2024, 2023 and 2022, respectively. Further, our FirstCry Arabia (UAE and KSA) mobile application had been downloaded more than 4.0 million times, 2.2 million times and 1.3 million times as of March 31, 2024, 2023 and 2022, respectively. As the development of mobile applications and website based e-commerce is dynamic and subject to the risk of rapid disruption driven by technological innovations, we must continuously innovate to overcome the fact that potential customers are presented with an increasingly large number of options to choose from. Such potential growth is also dependent on the overall internet penetration in India which despite recent growth, is still relatively low as compared to certain developed countries. We cannot assure you that a more technologically sophisticated and reliable fixed telecommunications network or internet infrastructure will develop that would further facilitate growth of online e-commerce in India. In case the telecommunications operators do not sustain or invest in expanding and upgrading the telecommunications infrastructure in India, it may impact the online commerce sector adversely.

Factors applicable to our industry that might prevent potential customers from purchasing online include:

- concerns about buying products online without a physical storefront, face-to-face interaction with sales personnel and the ability to physically handle and examine products;
- concerns about delayed shipments or the inconvenience and cost of returning or exchanging items purchased online;
- concerns about the security of online transactions and the privacy of personal information; and
- usability, convenience, design, functionality and features of online platforms.

If the online commerce industry in India, and in particular the online market for Mothers', Babies', and Kids' Products does not develop and grow, our business will not grow, and our results of operations could be adversely affected.

12. Our Subsidiaries, Swara Baby Products Private Limited, Solis Hygiene Private Limited and Swara Hygiene Private Limited manufacture diapers for our home brands and for third-party brands. Any deviation in demand for these products can significantly affect their operations and profitability, and may have an adverse impact on our business, results of operations, financial condition and cash flows on a consolidated basis.

Our Subsidiaries, Swara Baby, Solis Hygiene and Swara Hygiene manufacture diapers for our home

brands and for third-party brands. Set forth below are details of revenues earned by Swara Baby, Solis Hygiene and Swara Hygiene from manufacturing undertaken for third-party brands for the periods indicated in absolute terms and as a percentage of their respective revenues from operations.

Revenues earned from manufacturing for third-party brands	For the year ended March 31, 2024		For the year ended March 31, 2023		For the year ended March 31, 2022	
	Amount (₹ in millions)	Percentage of revenue from operations (%)	Amount (₹ in millions)	Percentage of revenue from operations (%)	Amount (₹ in millions)	Percentage of revenue from operations (%)
Swara Baby	3,162.46	48.39%	2,707.88	50.50%	1,697.09	52.12%
Solis Hygiene	655.37	85.77%	171.58	38.95%	-	-
Swara Hygiene*	9.40	4.90%	-	-	-	-

* Swara Hygiene commenced manufacturing for third-party brands during the Financial Year 2024.

As such, their operations are significantly dependent upon the demand for products being manufactured by them. Any decrease in the demand for such products or any attrition in their business relationships with third-party brands may significantly affect their operations and profitability, and our business, results of operations, financial condition and cash flows may be adversely impacted.

13. We significantly depend on franchisees, warehouse operators, logistic partners, distributors and other such commercial relationships for our product distribution network. Changes in our relationships with such entities, or adverse conditions that affect such entities could have an adverse effect on our business, results of operations, financial condition, cash flows, and reputation.

Our ability to make our products available to our customers significantly depends on franchisees, warehouse operators, logistic partners, distributors and other such third-parties. In the case of franchisees, we rely on the stores to interact with our customers. We have limited control over such entities and are dependent upon the efforts of such entities to distribute our products to our customers. The table below provides the number of our franchise partners, warehouse operators, logistics partners and distributors as at March 31, 2024, 2023 and 2022:

Particulars	As at March 31,		
	2024	2023	2022
Franchise partners*	556	546	502
Warehouse operators**	9	7	8
Logistics partners	302	249	149
Distributors***	567	330	127

* For calculation of our franchise partners, a single partner operating multiple FOFO Stores has been counted as a single unit.

** For Globalbees Brands.

*** For the calculation of number of distributors active as at the relevant date, we consider such distributors which conducted business with us in the six months immediately preceding the relevant date.

While we have not faced any such instances that materially affected our operations during the Financial Years 2024, 2023 and 2022, our franchisees, warehouse operators, distributors and other third parties could fail to adequately perform their obligations to us or breach their obligations, or fail to renegotiate or renew the agreements on commercially acceptable terms. In addition, one or more of those entities could cease operations abruptly, fail or refuse to work with us or begin working for a competitor, fail to meet certain minimum performance clauses, become insolvent, or our relationships with such entities may otherwise change adversely, or we may experience high attrition rates with such entities. Any significant disruption in our distribution network could have an adverse effect on our business and reputation. In particular, we rely upon Xpressbees, a logistics service provider, for a substantial portion of deliveries from our online platform to our customers. Our Managing Director and CEO, Supam Maheshwari, is also one of the directors on the board of directors of Xpressbees and a shareholder in Xpressbees.

Set forth below are details of logistics costs paid to Xpressbees for the Financial Years 2024, 2023 and 2022, in absolute terms and as a percentage of our Company's total logistics costs.

Particulars	Financial Year					
	2024		2023		2022	
	Amount (₹ in millions)	Percentage of total logistics costs (%)	Amount (₹ in millions)	Percentage of total logistics costs (%)	Amount (₹ in millions)	Percentage of total logistics costs (%)
Logistics costs paid to Xpressbees	2,942.05	57.30%	2,685.70	65.18%	2,448.06	82.79%

Apart from Xpressbees, we are not crucially dependent upon any service providers for our operations. However, if any such risks effectuate, our business, results of operations, financial condition and cash flows could be adversely affected.

Furthermore, we might not be able to secure a suitable replacement for such entities, regardless of whether they distribute some or all of our products, or service a specific region. In addition, to the extent these entities violate laws, other regulatory requirements or their contractual and performance obligations, or act inappropriately in the conduct of their business, our business, results of operations, financial condition, cash flows, and reputation could be negatively affected.

14. Our international operations are subject to a number of risks that could affect our business, results of operations and prospects.

We offer our products online in UAE and KSA and may expand our presence in other jurisdictions outside of India in the future. Set forth below are the details of our revenue from operations from our international operations based on the Restated Consolidated Financial Statements:

Particulars	Financial Year					
	2024		2023		2022	
	Amount (₹ in millions)	Percentage of revenue from operations (%)	Amount (₹ in millions)	Percentage of revenue from operations (%)	Amount (₹ in millions)	Percentage of revenue from operations (%)
Revenue from operations – international (gross of inter-segment elimination)	7,537.16	11.63%	4,874.83	8.65%	3,520.42	14.66%

Our international operations are subject to inherent risks which could have an adverse effect on our business, results of operations and prospects, including:

- the impact of adverse geo-political and economic conditions in foreign countries affecting the customers' confidence and purchasing power and behaviour;
- expenses associated with the localization of our products;
- difficulties and costs of staffing and managing foreign operations;
- reduced protection for intellectual property rights in some countries;
- foreign currency rates, volatility and laws, rules and regulations governing convertibility;
- changes in customs laws and regulations;
- trade and financing barriers, and differing business practices; and
- economic instability or political unrest such as crime, strikes, riots, civil disturbances, terrorist attacks and wars.

Further, our international business activities and processes expose us to numerous and often conflicting laws and regulations, policies, standards or other requirements, including those relating to:

- data protection and privacy regulations regarding access by government authorities to customer, supplier or employee data;
- data residency requirements (the requirement to store certain data only in and, in some cases, also to access such data only from within a certain jurisdiction);
- tax regimes and interpretations;
- exposure to different legal standards and enforcement mechanisms, including differing insolvency regimes;
- labour unions and immigration laws; and
- compliance with various industry standards.

As we expand into new countries and markets, these risks could intensify. Non-compliance could result in the imposition of penalties or cessation of business due to alleged non-compliant activity. One or more of these factors could have an adverse effect on our operations globally or in one or more countries, which could have an adverse effect on our business, results of operations and prospects.

15. We may experience a decline in the growth rate of revenues due to multiple factors.

Set forth below are details of our revenue from operations (i) for the Financial Years 2024, 2023 and 2022 based on our Restated Consolidated Financial Statements; (ii) for the Financial Years 2023 and 2022 based on our Unaudited Pro Forma Consolidated Financial Information.

Restated Consolidated Financial Statements

Particulars	For the year ended March 31,		
	2024	2023	2022
	(₹ in millions)		
Revenue from Operations	64,808.56	56,325.39	24,012.88

Unaudited Pro Forma Consolidated Financial Information

Particulars	For the year ended March 31,	
	2023	2022
	(₹ in millions)	
Revenue from Operations	52,621.90	35,975.04

We may not be able to sustain our revenue growth rates due to a number of external or internal factors including: (i) changes to competitive conditions; (ii) changes in consumer preferences; (iii) general economic conditions; (iv) supply shortages; (v) our inability to offer a wide variety of products; (vi) our sales and marketing efforts not yielding intended results; or (vi) infectious diseases, pandemics, war or acts of god. Any of the foregoing could adversely affect our business, revenues, financial condition and results and operations.

16. Our historical performance is not indicative of our future growth or financial results and we may not be able to sustain our historical growth rates or effectively execute our strategies, which may adversely affect our business and financial results.

We have expanded our operations and experienced considerable growth in the past, details of which are more particularly set out in the tables below:

At a consolidated level (based on or derived from our Restated Consolidated Financial Statements):

Particulars	For the year ended March 31,		
	2024	2023	2022
	(₹ in millions, unless otherwise specified)		
Revenue from Operations	64,808.56	56,325.39	24,012.88
Revenue Growth (%)*	15.06%	134.56%	N/A
Loss for the year	(3,215.07)	(4,860.56)	(786.85)
Gross Merchandise Value (GMV)	91,211.28	72,576.34	57,994.63

*Revenue growth represents the percentage growth in revenue from operations of the relevant financial year over the revenue from operations of the previous financial year.

Note: The GMV in the table above (and elsewhere in this Red Herring Prospectus) includes the monetary value of Orders inclusive of taxes and gross of discounts, if any, across the FirstCry website, mobile application and FirstCry modern stores and BabyHug modern stores, including those operated by Digital Age and franchisees, net of order cancellations, gross of franchisee commission, net of shipping and cash on delivery charges and prior to product returns. Accordingly, the GMV numbers do not reconcile directly with the group's revenue from operations and should not be considered representative of the group's revenue from operations.

Relating to our operations in India:

Particulars	For the year ended March 31,		
	2024	2023	2022
	(₹ in millions, unless otherwise specified)		
Gross Merchandise Value	75,827.42	63,830.99	52,389.47
GMV from Online	58,316.23	49,380.95	42,741.57
GMV from Online (% of total GMV in India)	76.91%	77.36%	81.58%
GMV from Offline	17,511.19	14,450.04	9,647.90
GMV from Offline (% of total GMV in India)	23.09%	22.64%	18.42%
Average GMV per modern store*	17.80	18.01	15.66
Average GMV per COCO Store*	16.16	14.35	13.06
Average GMV per FOFO Store*	18.76	19.27	16.10

* Average GMV refers to GMV for the relevant year divided by the average of the number of stores at the beginning of the relevant year and at the end of the relevant year.

Note: The GMV in the table above (and elsewhere in this Red Herring Prospectus) refers to GMV from Online which includes the monetary value of orders inclusive of taxes and gross of discounts, if any, across the FirstCry website, mobile application, net of order cancellations, shipping and cash on delivery charges and prior to product returns and GMV from Offline includes the monetary value of orders inclusive of taxes and gross of discounts, if any, across FirstCry modern stores and BabyHug modern stores, including those operated by Digital Age and franchisees, gross of franchisee commission and prior to product returns. Accordingly, the GMV numbers do not reconcile directly with the group's revenue from operations and should not be considered representative of the group's revenue from operations.

Our revenue from operations have grown as a result of both organic and inorganic growth. During the Financial Years 2024, 2023 and 2022, we acquired controlling stakes in Digital Age Retail Private Limited (“**Digital Age**”) and Globalbees Brands Private Limited (“**Globalbees Brands**”). Further, Globalbees Brands acquired controlling stakes in 21 entities and entered into business transfer agreements with 5 entities. As such, we acquired controlling stakes in 23 entities and entered into business transfer agreements with 5 entities on a consolidated basis during the Financial Years 2024, 2023 and 2022. The following table sets forth details relating to our past acquisitions, for the Financial Years 2024, 2023 and 2022.

Particulars	For the year ended March 31,		
	2024	2023	2022
	(₹ in millions, unless otherwise specified)		
Number of entities acquired (Nos.)	-	9	14
Revenue recognized from entities (other than entities acquired during the financial year)	94,987.59	47,088.71	27,488.45
Revenue recognized from entities acquired during the financial year	-	31,423.30	1,081.64
Intra-group transactions	(30,179.03)	(22,186.62)	(4,557.21)

Particulars	For the year ended March 31,		
	2024	2023	2022
	<i>(₹ in millions, unless otherwise specified)</i>		
Revenue from operations	64,808.56	56,325.39	24,012.88

For additional details (including the impact of the acquisition of Digital Age on our results of operations), please see “*Management’s Discussion and Analysis of Financial Condition and Results of Operations*” on page 528.

As we continue to grow our business, we will need to continuously invest in relationships with third-parties that are important to our business, including brand owners, marketing companies, logistic partners and other participants in our network. We will also need to continue to expand, train, manage and motivate our workforce in India and internationally. Furthermore, to support our business and expansion plans, we may have to implement a variety of new and upgraded managerial, operating, technology and logistics systems, procedures and controls, which in turn may lead to higher costs. These initiatives will also require our senior management to devote additional time and resources towards these efforts. There is no assurance that we will be able to sustain the levels of revenue growth that we have witnessed in the past. Further, we cannot assure you that our growth strategies will be successful, or that we will be able to integrate them with our existing systems. A failure to maintain adequate internal controls or execute any of our strategies effectively may adversely affect our business and prospects.

We intend to further diversify our offerings by expanding our manufacturing capabilities, increasing the number of our modern stores and expanding our international presence, among others. Set forth below are the number of our COCO Stores and FOFO Stores as at March 31, 2024, 2023 and 2022.

Particulars	As at March 31,		
	2024	2023	2022
Total number of COCO Stores	435	286	126
Total number of FOFO Stores	628	618	575

For further details, please see “*Our Business – Our Growth Strategies*” on page 275. Such new initiatives may require us to devote significant financial and managerial resources and may not perform as expected. We may not be able to successfully address customer demands and preferences and our current experience may not be adaptable to these growth plans. We may not be able to grow our operations or recoup our investments with respect to our growth plans in the time anticipated or at all.

We may also experience a decline in the growth rate of our revenues due to factors such as insufficient growth in the number of customers, an increase in competition, a decrease in the growth of our overall market, a failure to capitalize on growth opportunities, an increase in operational costs, a slowdown in the Indian or global economy and an increase in government and regulatory restrictions. These factors may have an adverse effect on our business, financial results and prospects.

17. Majority of our Directors do not have prior experience of holding a directorship in a company listed on the Stock Exchanges.

Majority of our Directors do not have any prior experience of holding directorship in a company listed on the Stock Exchanges. Post listing of the Equity Shares, our Company will be subject to the applicable regulatory requirements, including the regulations prescribed under SEBI Listing Regulations and the Companies Act. We cannot assure you that we will be able to comply with the applicable regulatory requirements at all times. Any non-compliance with the regulatory framework, due to lack of experience or otherwise, may subject us to adverse regulatory actions, and have an impact on the listing price of our Equity Shares.

18. Our inability to effectively manage or expand our retail network may have an adverse effect on our business, results of operations and financial condition.

Our ability to expand and grow our sales significantly depends on the reach and effective management of our retail network. For instance, we intend to set up 193 new modern stores measuring an aggregate of approximately 0.29 million square feet under the ‘BabyHug’ brand and 162 modern stores measuring

an aggregate of approximately 0.49 million square feet under the ‘FirstCry’ brand and other home brands of our Company through Digital Age, in the period up to September 30, 2026. We have also not placed any order for purchase of fit-outs, information technology and utilities related items. For further information, see “*Objects of the Offer*” on page 184. We have to compete with other retailers to lock in locations for our modern stores on a continuous basis. We may be unable to identify suitable locations or properties or enter into agreements with landlords/ mall developers/ lessors, on favorable terms, in order to set-up additional modern stores. Our ability to effectively obtain quality commercial property to relocate existing modern stores or open new modern stores depends on the availability of commercial property that meets our criteria for customer traffic, square footage, lease economics, demographics and other factors, including our ability to negotiate terms that meet our financial targets. In addition, rising real estate prices may restrict our ability to lease new desirable locations.

Any new modern stores that we establish requires significant resources in terms of fixed lease costs, fit-outs and refurbishments, to align the store with our preferred format, and may not be profitable immediately upon its opening or may take time to break even, and failure to do so within a reasonable period may adversely affect our financial condition. The breakeven period for FirstCry COCO Stores has typically ranged from one to five months, and for BabyHug COCO Stores, it has ranged from one to eight months (based on profitable stores during the Financial Year 2024). The ability of our stores to break even is impacted by multiple factors such as location of the stores, size of the stores and the maturity of the stores. Further, our ability to reduce our payback periods depends on our ability to negotiate commercially reasonable terms, based on the store format and the location for such format, that is subject to various assumptions on demand for our products from the particular demographic at the location. An inability to appropriately identify suitable locations, or to negotiate commercially reasonable lease terms, or to accurately assess demand for our products based on our assumptions, may increase our payback periods, result in store-closures, and adversely affecting our results of operations and financial condition. In addition, new modern stores could impact the sales of our existing modern stores nearby, and there can be no assurance that sales cannibalization will not occur or become more significant in the future as we increase our presence in existing markets.

The development and roll out of new modern stores involves substantial risks including in relation to the following:

- the inability to identify or the unavailability of suitable sites on acceptable leasing terms or to compete effectively for these suitable sites;
- unavailability of financing on reasonable terms;
- issues with fit-outs/ renovations, including lack of suitable contractors, delays and costs exceeding budgeted amounts;
- difficulties in relation to the implementation of the systems, procedures and control measures required at new and different store locations;
- the inability to obtain all necessary governmental or local authority permits and approvals and other requisite licenses and permits in time;
- underperformance of the newly developed stores;
- changing customer preferences and success of our new modern stores;
- competition in current and future markets;
- sales and margin levels at existing modern stores; and
- our ability to hire and retain qualified store crews

During the first quarter of Financial Year 2022, our new modern store roll outs were impacted by the COVID-19 pandemic. We cannot assure you that there will not be any such instances in the future that will impact our modern store development. We cannot assure you that we will be able to expand our retail network in accordance with our business plans, or at all, which may adversely affect our business, results of operations and financial condition.

19. *We track certain operational and key business metrics with internal systems and tools. Certain of our operational metrics are subject to inherent challenges in measurement which may adversely affect our business and reputation.*

We track certain operational and key business metrics, including certain Non-GAAP measures such as Adjusted EBITDA, Adjusted EBITDA Margin, EBITDA (excluding other income), EBITDA Margin (excluding other income), RoNW, Total Borrowings, Net Worth and NAV per Equity Share, with

internal and external systems and tools, which may differ from estimates or similar metrics published by third parties due to differences in sources, methodologies, or the assumptions on which we rely. Our internal systems and tools have a number of limitations, and our methodologies for tracking these metrics may change over time, which could result in unexpected changes to our metrics, including the metrics we publicly disclose. If the internal systems and tools we use to track these metrics undercount or over count performance or contain algorithmic or other technical errors, the data we report may not be accurate. Further, the Gross Merchandise Value included in this Red Herring Prospectus also includes the monetary value of Orders placed on our franchise-owned modern stores and stores that were operated by Digital Age (prior to its acquisition by us). Accordingly, the Gross Merchandise Value do not reconcile directly with our revenue from operations and should not be considered representative of our revenue from operations.

Further, these are supplemental measure of our performance and liquidity that is not required by, or presented in accordance with, Ind AS, Indian GAAP, IFRS or US GAAP. These metrics are not a measurement of our financial performance or liquidity under Ind AS, Indian GAAP, IFRS or US GAAP and should not be considered in isolation or construed as an alternative to cash flows, profit/ (loss) for the years or any other measure of financial performance or as an indicator of our operating performance, liquidity, profitability or cash flows generated by operating, investing or financing activities derived in accordance with Ind AS, Indian GAAP, IFRS or US GAAP. In addition, these, are not standardised terms, hence a direct comparison of these measures between companies may not be possible. Other companies may calculate these measures differently from us, limiting its usefulness as a comparative measure. See “*Our Business*” on page 262 for more details

20. *An inability to obtain, renew or maintain our statutory and regulatory permits and approvals required to operate our businesses may adversely affect our business, results of operations, financial condition and cash flows.*

We are required to obtain a number of statutory and regulatory permits and approvals to operate our businesses. For instances, in relation to our modern stores, we are required to obtain shops and establishments licenses, trade licenses and various approvals under the Legal Metrology, 2009. In relation to the manufacturing facilities owned by our Subsidiaries, they are required to obtain various licenses under labour legislations and laws in relation to the environment, amongst other licenses and approvals, as may be applicable. Failure to obtain these permits and approvals may result in imposition of fines and penalties by the relevant regulator. Further, certain approvals and licenses also require us to comply with certain terms and conditions, and in the event that we are unable to comply with any or all of these terms and conditions, or seek waivers or extensions of time for complying with these terms and conditions, it is possible that the relevant regulator may place stringent restrictions on our operations. This may result in the interruption of all or some of our operations and may have an adverse effect on our business, results of operations, financial condition and cash flows. Further, we may need to apply for new permits and approvals, and renew our existing ones, which expire from time to time. Certain of our approvals may be rejected from time to time. For further details, see “*Government and Other Approvals*” on page 571. In the event that we are unable to obtain, renew or maintain statutory permits and approvals or comply with regulatory requirements, it may result in the interruption in our operations, imposition of penalties and could adversely affect our business, results of operations, financial condition and cash flows. We are also required to be in compliance with the Companies Act, 2013. The Form DIR-12 filed for our directors’ resignations on December 26, 2023 inadvertently mentions the date as December 27, 2023 as date of resignation. We cannot assure you that the RoC will approve our rectification and we will not be subject to any penalty. Further, we may also have to assume liabilities and be exposed to unanticipated risks associated with the Subsidiaries, for past non-compliances under applicable laws.

We can also not assure that the permits, approvals, licenses or registrations issued to us will not be suspended or revoked or rejected, or that applicable penalties will not be imposed on us in the event of non-compliance with any terms and conditions. We may also incur substantial costs related to litigation if we are subject to significant regulatory action, which may adversely affect our business, results of operations, financial condition and cash flows.

21. *The statutory auditors of certain Subsidiaries had observed material uncertainties in relation to their ability to continue as a going concern in their audit reports. If such Subsidiaries are unable to continue as a going concern, it may have an adverse financial impact on our Company and our*

Subsidiaries as they have provided financial support letters to ensure availability of financial resources.

One of our Subsidiaries, Firstcry Retail DWC LLC, was incorporated as a limited liability company on April 10, 2019 and received its business license on May 8, 2019. It is primarily engaged in the business of general trading of baby, kids, maternity and home products.

The table below provides a brief summary of Firstcry Retail DWC LLC's financial statements for the Financial Years 2024, 2023 and 2022:

Particulars	For the year ended March 31,		
	2024	2023	2022
	<i>(₹ in millions, unless otherwise specified)</i>		
Revenue from operations	4,956.50	3,924.44	3,061.54
Loss for the year	(361.72)	(634.28)	(749.95)
Loss for the year (%)	(7.30)%	(16.16)%	(24.50)%
Total Borrowings	—	—	—
Net Worth	349.48	95.15	159.51

**The financial information has been converted from AED to ₹ in millions in accordance with Ind AS 21.*

As at March 31, 2023, Firstcry Retail DWC LLC's parent Firstcry Management DWC LLC had, on a consolidated basis, accumulated losses of AED 153,086,396 (i.e., ₹3,424.54 million based on an exchange rate of 1AED to ₹22.37). The statutory auditors of Firstcry Retail DWC LLC had observed a material uncertainty in relation to its ability to continue as a going concern in their audit report for the Financial Year 2023. The auditors observed that the net loss incurred by Firstcry Retail DWC LLC during the Financial Year 2023 and its accumulated losses as at March 31, 2023 indicated a material uncertainty that could cast significant doubts on its ability to continue as a going concern. Our Company has provided a financial support letter in this regard to ensure availability of financial resources to Firstcry Management DWC LLC and its subsidiaries, including Firstcry Retail DWC LLC. Pursuant to the financial support letter, during the Financial Years 2024, 2023 and 2022, we made equity contributions of ₹593.88 million, ₹545.41 million and ₹575.62 million (based on exchange rate as at end of the respective year) to Firstcry Retail DWC LLC (through Firstcry Management DWC LLC). This observation was not included in auditor's report for the Financial Year 2024. For details, see the independent auditor's examination report on the Restated Consolidated Financial Statements on page 370.

Further, the independent auditor's examination report on the Restated Consolidated Financial Statements for the Financial Year 2024 notes that: (i) Eyezen Technologies Private Limited had incurred a net loss of ₹7.34 million during the Financial Year 2024 and had accumulated losses of ₹6.88 million, but had received a letter of support from Globalbees Brands; (ii) Cloud Lifestyle Private Limited's net worth had been fully eroded but its ability to continue as a going concern was established by other mitigating factors; (iii) Wellspire India Private Limited had incurred a loss of ₹0.83 million during the Financial Year 2024 and had accumulated losses of ₹5.79 million as of March 31, 2024 but had received a letter of support from Globalbees Brands; (iv) HS Fitness Private Limited had a net loss of ₹78.31 million in the Financial Year 2024 and accumulated losses of ₹107.32 million as of March 31, 2024 but had received a letter of support from Globalbees Brands, and accordingly, in each case, the financial statements have been prepared on a going concern basis. For details, see the Independent Auditor's examination report on the Restated Consolidated Financial Statements on page 370.

22. We have incurred certain indebtedness and our lenders have imposed certain restrictive conditions on us under our financing arrangements. This may limit our ability to pursue our business and limit our flexibility in planning for, or reacting to, changes in our business or industry.

As at March 31, 2024, we had Total Borrowings of ₹4,627.22 million, comprising non-current borrowings of ₹2,294.60 million and current borrowings (including current portion of our non-current borrowings) of ₹2,332.62 million. Our borrowings are denominated in Indian Rupee as at such date. Certain of our financing agreements include covenants, including the requirement that we obtain consent from or intimate our respective lenders prior to carrying out certain activities and entering into certain transactions including, among others, resorting to any additional borrowing by us; undertaking any further capital expenditure except the ones being funded by our own resources; or effecting any

change in the shareholding pattern and management control in our Subsidiaries; and selling, assigning, mortgaging or otherwise disposing off any fixed assets. These covenants vary depending on the requirements of the financial institution extending the loan and the conditions negotiated under each financing document. Such covenants may restrict or delay certain actions or initiatives that we may propose to take from time to time. These restrictions may also limit the flexibility of our Company and Subsidiaries in responding to business opportunities, competitive developments and adverse economic or industry conditions. There are no consents required from our lenders for the Offer.

Further, a default in repayment could result in a variety of adverse consequences, including the termination of one or more of our financing agreements, levy of penal interest, the enforcement of any security provided, etc. Under some of our financing arrangements, the lender reserves an unconditional right to cancel or terminate our right to avail of or make withdrawals from the unavailed portion of the credit facilities sanctioned without any prior notice.

While we have not faced any instances of non-compliance with covenants in our financing arrangements during the Financial Years 2024, 2023 and 2022, we cannot assure you that our Company and our Subsidiaries will be able to comply with the covenants with respect to our financing arrangements in the future or that we will be able to secure waivers for any non-compliance in a timely manner or at all. If the obligations under any of our financing agreements are accelerated, we may have to dedicate a substantial portion of our cash flow from operations to make payments under such financing documents, thereby reducing the availability of cash for our working capital requirements and other general corporate purposes. For further information on the working capital facilities currently availed of by us, see “*Financial Indebtedness*” on page 523.

23. *Our Company and its Subsidiaries failed to comply with certain provisions of the Companies Act 2013, and had to compound such non-compliances. We cannot assure you that there will be no such non-compliances in the future and that our Company, Subsidiaries, our Directors or the directors of our Subsidiaries will not be subject to any penalty or any additional payments.*

Our Company issued and allotted 1,358,930 new equity shares on March 27, 2021 through preferential allotment within six months of completing a buy-back of 1,309,860 equity shares on October 16, 2020, in violation of section 68(8) of Companies Act, 2013. Section 68(8) of the Companies Act states that “where a company completes a buy-back of its shares or other specified securities under this section, it shall not make a further issue of the same kind of shares or other securities including allotment of new shares under clause (a) of sub-section (1) of section 62 or other specified securities within a period of six months except by way of a bonus issue or in the discharge of subsisting obligations such as conversion of warrants, stock option schemes, sweat equity or conversion of preference shares or debenture into equity shares”.

Accordingly, a *suo moto* compounding application dated February 25, 2022, for compounding of the aforesaid offence, was filed by our Company, some of our Directors, our Chief Financial Officer, Gautam Sharma and our former company secretary, Samantha Rego under Section 441 of the Companies Act 2013, before the Regional Director, Western Region, situated at Mumbai (“**Regional Director**”). The Regional Director, pursuant to an order dated July 24, 2023, disposed of the compounding application and noted that a compounding fee aggregating to ₹0.56 million had been paid by the applicants. For further details on the further issue and the buy-back, see “*Capital Structure – Notes to Capital Structure – Share capital history of our Company*” on page 160.

Similarly, certain directors and the company secretary of Digital Age filed a *suo moto* compounding application under Section 441 of the Companies Act 2013, before the Regional Director in relation to a delay in filing the return for change in designation of a director in violation of section 170(2) of the Companies Act, 2013. The Regional Director, pursuant to an order dated May 25, 2023, disposed of the compounding application and noted that a compounding fee aggregating to ₹0.30 million has been paid by the applicants.

Further, Firmroots has also filed a compounding application before the Registrar of Companies, Karnataka at Bengaluru for not filing a resolution for appointment of auditors in e-form MGT-14 within the prescribed time in violation of section 117(1) of the Companies Act 2023. The Registrar of Companies, Karnataka and Adjudicating Officer, pursuant to an order dated May 26, 2023 has levied a penalty on Firmroots, its directors, key managerial personnel or officers in default (“**Parties**”). The

Parties have paid the penalty amount aggregating to ₹0.07 million on June 8, 2023. While we endeavour to be in compliance with all applicable laws in the future, we cannot assure you that there will be no such non-compliances in the future and that our Company, Subsidiaries, our Directors or the directors of our Subsidiaries will not be subject to any penalty or any additional payments.

24. There are outstanding litigation proceedings against our Company, Subsidiaries and Directors. Any adverse outcome in such proceedings may have an adverse impact on our reputation, business, financial condition, results of operations and cash flows.

There are outstanding legal proceedings against our Company, Subsidiaries and Directors, which are pending at various levels of adjudication before various courts, tribunals and other authorities.

The summary of outstanding matters set out below includes details of criminal proceedings (including FIRs, whether or not cognizance has been taken), tax proceedings, statutory and regulatory actions and other material pending litigation (as defined in the section “**Outstanding Litigation and Other Material Developments**” on page 563) involving our Company, Subsidiaries and Directors.

Name of Entity	Criminal proceedings (including FIRs, whether or not cognizance has been taken)	Tax proceedings	Actions by statutory or regulatory authorities	Other material litigation	Aggregate amount involved (₹ in million) ⁽¹⁾
Company					
By the Company	Nil	NA	NA	Nil	Nil
Against the Company	1	11	5	Nil	59.57
Directors					
By the Directors	Nil	NA	NA	Nil	Nil
Against the Directors	3	Nil	3 ⁽²⁾	Nil	Nil
Subsidiaries					
By the Subsidiaries	4	NA	NA	1	41.75
Against the Subsidiaries	1	44	13 ⁽²⁾	Nil	195.21
Total	9	55	21⁽²⁾	1	296.53

⁽¹⁾ To the extent quantifiable.

⁽²⁾ Includes a notice dated February 8, 2024 from the ROC Delhi issued to our Director, Supam Maheshwari and our Subsidiary, Globalbees Brand. For details see, “**Outstanding Litigation and Other Material Developments – Litigation involving our Directors – Outstanding litigation against our Directors – Actions taken by statutory and regulatory authorities**” and **Outstanding Litigation and Other Material Developments – Litigation involving our Subsidiaries – Outstanding litigation against our Subsidiaries – Actions taken by statutory and regulatory authorities**” on pages 569 and 564, respectively.

We do not have any Group Company and accordingly, there is no pending litigation involving our Group Company which will have a material impact on our Company. For further information, see “**Outstanding Litigation and Other Material Developments**” on page 563. There can be no assurance that these legal proceedings will be decided in our favor or in favor of our Subsidiaries and Directors.

Further, as at March 31, 2024 we have not considered any provisions as necessary to be made by us for any possible liabilities arising out of these litigation and have accordingly not made any such provisions. In addition, we cannot assure you that no additional liability will arise out of these proceedings. Decisions in such proceedings adverse to our interests may have an adverse effect on our reputation, business, financial condition, results of operations and cash flows.

In addition, our Company has received summons dated July 7, 2023, August 1, 2023, September 11, 2023 and October 5, 2023 under Section 131(1A) of the Income Tax Act, 1961 from the Income Tax Department, to appear at their office and produce certain information and documents in relation to shares allotted to certain members of the management and other Shareholders. While we have not received an assessment order or claim in this regard from the Income Tax Department, we cannot assure you that we or the members of our management team will not receive such order or claim in the future or that such claims will not have an adverse impact on us or the members of our management team and in such case, our management’s time and attention and our Company’s resources may be diverted.

25. *Certain of our Subsidiaries have availed certain unsecured loans from related parties that may be recalled by the lender at any time and our Subsidiaries may not have adequate funds to make timely payments or at all.*

Set forth below are details of unsecured loans availed by our Subsidiaries from related parties that may be recalled at any time:

Name of Subsidiary	Name of Lender	Date when the loan was availed	Total Amount Borrowed during Financial Years 2022, 2023, and 2024	Total Amount Repaid during Financial Years 2022, 2023, and 2024	Amount Outstanding as of March 31, 2024
			<i>(₹ in million)</i>		
Frootle India Private Limited	Rahul Papat	April 1, 2022	636.00	527.20	108.80
Frootle India Private Limited	Arpit Patwa	April 1, 2022	395.25	367.25	28.00
Plantex E-commerce Private Limited	Abhishek Chauhan	March 6, 2023	35.02	14.02	21.00

In the event that the lender seeks a repayment of any such unsecured loan, such Subsidiaries would need to find alternative sources of financing, which may not be available on commercially reasonable terms, or at all. As a result, any such demand may materially and adversely affect our business, cash flows, financial condition and results of operations. For details in relation to our indebtedness, see “*Financial Indebtedness*” on page 523.

26. *We are exposed to risks emanating from non-availability of any exclusive arrangements with third-party brands that offer their products on our platform.*

As at March 31, 2024, across our platform (in India, UAE and KSA), we offer SKUs from 7,580 brands, including third-party Indian brands, global brands, and our home brands. Set forth below is the number of brands added on our FirstCry platform (in India, UAE and KSA) and the number of brands whose products we had stopped selling during the Financial Years 2024, 2023 and 2022, and brands associated with us on our FirstCry platform as at March 31, 2024, 2023 and 2022.

Particulars	As at/for the financial year ended March 31,		
	2024	2023	2022
Brands added on our FirstCry platform (in India, UAE and KSA)	1,125	2,250	2,235
Brands whose products we stopped selling on our FirstCry platform (in India, UAE and KSA)	580	1,502	327
Brands associated with us on our FirstCry platform	7,580	7,035	6,287

We do not have exclusive arrangements with these third-party brands for offering products on our platform. If these brands terminate their relationship with us, the quantity and variety of products that are offered through our multi-channel retailing platform may decline, customers may purchase less frequently from us or not at all. As a result, our business, results of operations, financial condition and cash flows may be adversely affected.

27. *We depend on the performance of management and other skilled personnel, and if we are unable to attract, retain, and motivate employees, our business, results of operations and financial condition could be harmed.*

Our success and growth depend upon consistent and continued performance of our employees with direction and leadership from senior management. From time to time, there may be changes in our executive management team or other key employees to enhance the skills of our teams or as a result of attrition. The loss of one or more of our Key Managerial Personnel, Senior Management or other key employees could adversely affect our functions and business operations. During the Financial Year

2024, 2023 and 2022, we had the following changes in our Key Managerial Personnel and Senior Management:

Name	Date	Reason
Supam Maheshwari*	December 1, 2023	Appointment as Chief Executive Officer
Neelam Jethani	December 16, 2022	Appointment as Company Secretary and Compliance Officer
Samantha Rego	October 3, 2022	Resignation as company secretary

*Prior to his appointment as the Chief Executive Officer of our Company, Supam Maheshwari was the Managing Director of our Company, and currently serves as the Managing Director and Chief Executive Officer of our Company.

For further details, see “*Our Management – Changes in Key Managerial Personnel or Senior Management during the last three years*” on page 365.

As part of our growth efforts, we continually review and hire experienced and qualified professionals. Our success depends on our ability to recruit, develop and retain qualified and skilled personnel, for all our lines of business. We compete in the market to attract and retain skilled personnel, in areas such as product and design technology, sales, digital marketing and brand management, multi-channel retailing and customer service, supply chain and operations, as well as enabling corporate functions. Retention of critical and key talent is an ongoing focus to enable business continuity and performance.

Since our industry faces high demand and intense competition for talent, we may fail to timely attract or retain qualified or highly-skilled employees that we will need to achieve our strategic objectives. In addition to hiring new employees, we must continue to focus on developing, motivating and retaining our best employees, many of whom are at-will employees who may terminate their employment relationship with us at any time for alternate career opportunities. The table below provides the number of our Company’s full-time employees as at March 31, 2024, 2023 and 2022 and the employee attrition rate for the Financial Years 2024, 2023 and 2022:

Particulars	As at/for the financial year ended		
	2024	2023	2022
Number of full-time employees	3,499	3,086	2,570
Attrition rate*	41.81%	44.26%	34.75%

*Includes attrition of warehouse and store employees.

Note: Attrition rate has been calculated by dividing the total number of employees who resigned during the relevant year with closing head count of employees for the relevant year.

If we fail to identify and recruit strategic personnel, our business and results of operations could be adversely affected. Any loss of members of our senior management team or key personnel could significantly delay or prevent the achievement of our business objectives and could harm our business and customer relationships. We may need to invest significant amounts of cash and equity to attract and retain new employees, and we may never realize returns on these investments. If we are not able to retain and motivate our current personnel or effectively retain employees, our ability to achieve our strategic objectives, and our business, results of operations and financial condition could be adversely affected.

28. *There could be infringement of our intellectual property rights by third parties, which could damage our reputation and brand identity and harm our business and results of operations.*

The protection of our intellectual property rights may require the expenditure of financial, managerial, and operational resources. We rely on a combination of intellectual property laws, limited provision of confidential information and contractual restrictions to protect our intellectual property. For further details, see “*Our Business – Description of our Business – Intellectual Property*” and “*Government and Other Approvals*” on pages 301 and 575, respectively. Despite our efforts to protect and enforce our intellectual property rights, unauthorized parties have used, and may in the future use, our trademarks or similar trademarks, copy aspects of our website images, features, compilation and functionality or obtain and use information that we consider as proprietary, such as the technology used to operate our website or app or our content. For example, unauthorized vendors have used our brand name to sell products on other platforms. We are also aware of instances of fraudulent advertisements

on third party websites in which certain sellers not associated with us were advertising their products under the brand name “BabyHug”. Any of our current or future trademarks or other intellectual property rights may be challenged by others or invalidated through administrative process or litigation. Our 25 trademark applications were facing opposition or objection from third parties, as of March 31, 2024.

We do not have comprehensive registered protection for all of our brands in all jurisdictions in which we operate or plan to operate. There is no guarantee that our pending trademark applications for our brands will proceed to registration, and even those trademarks that are registered in India or in other countries where we plan to expand, could be challenged by a third party including by way of revocation or invalidity actions. Any such claims, brand dilution or customer loss or confusion related to our brands (including our trademarks) could damage our reputation and brand identity and harm our business and results of operations. Additionally, the process of obtaining intellectual property protection is expensive and time-consuming, and the amount of compensation for damages can be limited in certain jurisdictions. Further, we may not be able to prosecute or otherwise obtain all necessary or desirable trademark applications at a reasonable cost or in a timely manner. In addition, our intellectual property rights may not be fully protected under the contracts we have entered into in connection with the production of content such that our rights may be limited to the use of such content in certain geographies only or for certain limited period. We may not be able to, or it may not be cost effective to, acquire or maintain all domain names that utilize the name “FirstCry” or our other business brands in all of the jurisdictions in which we currently conduct or intend to conduct business. If we lose the ability to use a domain name, or similar domain names are set up for fraudulent purposes, or fail to renew the domains registered on a timely basis, we could incur additional expenses and hardship to market our products, including the development of new branding or poor customer experience. This could damage our reputation and brand identity and harm our business and results of operations.

We rely on multiple software programmers (as employees or independent consultants) to design our proprietary technologies and photographers (as employees or independent consultants) to photograph the products sold on our platform. We cannot guarantee that we own or are properly licensed to use all of the intellectual property in such software or images. If we do not have, or lose our ability to use, such software or images, we could incur additional expense to remove such photographs from our platform or re-engineer a portion of our technologies.

29. *We operate in a competitive industry and our failure to compete effectively could have a negative effect on the success of our business.*

Our industry is competitive and we expect that competition will continue to increase. Our competitors include a number of online marketplaces, retailers with modern stores, and brands that take a direct-to-consumer approach. According to the RedSeer Report, these primarily include organized players in the Indian childcare products market, consisting horizontal online platforms such as Amazon, Flipkart, and Meesho, among others, vertical online platforms such as Hopscotch, Myntra, and Ajio, among others, and multi-brand and exclusive retailers such as Reliance Trends, and Gini & Jony, among others. For further details in relation to our competition and our competitive positioning, see “**Industry Overview**” on page 243. Additionally, we also face competition from the unorganized sector including local and regional players and the local market and our target customers, i.e., parents, are not solely dependant on the online market for their needs. We enjoy a market share of 2.5-3% in the India Childcare products market and market share of 16 – 17% of the organized India Childcare products market as of the Financial Year 2024 (*Source: RedSeer Report*).

The internet and mobile networks provide new, rapidly evolving and competitive channels for the sale of all types of goods and services. Customers who purchase goods and services through us have other alternatives, and brands and manufacturers have other channels to reach customers. Due to competitive factors such as price of our products, product quality, brand identification, diversity of products, and ease of customer interface and after-sales services, we may be unable to successfully execute our growth strategies, distribute products and services effectively, or offer products and services at reasonable returns and this may adversely impact our business.

Our competitors may offer goods and services that we do not offer, or which may be more attractive, spend more on marketing and promotional campaigns or offer promotions to customers. If we are unable to change our offerings in ways that reflect the changing demands of offline and online sellers

and marketplaces or compete effectively with and adapt to such changes, our business would be adversely affected.

30. We engage in related party transactions with certain of our Shareholders, Subsidiaries, Directors, Key Managerial Personnel and Senior Management, which may potentially involve conflicts of interest.

We currently engage in, and expect to continue to engage in, a variety of activities and transactions with certain of our Shareholders, Subsidiaries, Directors Key Managerial Personnel and Senior Management. Additionally, our Company had entered into related party transactions with 38 entities. A number of these transactions were eliminated when our Company's and our Subsidiaries' financial statements were consolidated. For a summary of our related party transactions in the last three Financial Years and transactions which were eliminated, see "**Summary of the Offer Document – Summary of Related Party Transactions**" and "**Financial Statements – Restated Consolidated Financial Statements – Note 34**" on pages 32 and 465, respectively.

While all such related party transactions that we have entered into are not prejudicial to the interest of the Company and are conducted on an arms' length basis in accordance with the Companies Act and other applicable laws and approval of such transactions and all future related party transactions that we may enter into continue to be on arm's length commercial terms, or subject to the approval of Audit Committee, Board or Shareholders, as may be required under the Companies Act, 2013 and the SEBI Listing Regulations, as and when applicable, we cannot assure you that such future transactions, individually or in aggregate, will not have an adverse effect on our financial condition, cash flows and results of operations or that we could not have achieved more favorable terms if such transactions had not been entered into with related parties. Such future related party transactions, individually or in aggregate, may also potentially involve conflicts of interest. In addition, such other entities are not restricted from competing with us. While none of those entities currently compete directly with us, there is no assurance that they will not compete with us in the future.

For further information on the interest of our Directors, Key Managerial Personnel and Senior Management, other than reimbursement of expenses incurred or normal remuneration or benefits, see "**Our Management – Interests of Directors**" and "**Our Management – Interests of Key Managerial Personnel and Senior Management**" on pages 355 and 367, respectively.

31. We may need to make capital expenditures to fund our growth and expansion plans. If we fail to obtain sufficient capital, we may be unable to complete future expansions or undertake new developments in a timely manner or at all.

We may be required to make capital expenditures in the future to fund our expansion, purchase property, plant and equipment, invest in modern stores, warehouses and our distribution network and upgrade our physical and technology infrastructure in connection with the growth of our business. While we have not earmarked any of the Net Proceeds for the acquisition of plant and machinery to be used in manufacturing, we intend to utilize a portion of the Net Proceeds for setting up of new warehouses and in accordance with our accounting policies, the fixtures in such warehouses will be recorded as property, plant and equipment in our statement of assets and liabilities. For further information, see "**Objects of the Offer**" on page 184. Our capital expenditure primarily relate to the purchase of furniture and fixtures, computers, office equipment and leasehold improvements.

Set forth below are the details in relation to the acquisition of property, plant and equipment for the Financial Years 2024, 2023 and 2022:

Particulars	For the year ended March 31, 2024		For the year ended March 31, 2023		For the year ended March 31, 2022	
	Amount (₹ in millions)	Percentage of revenue from operations (%)	Amount (₹ in millions)	Percentage of revenue from operations (%)	Amount (₹ in millions)	Percentage of revenue from operations (%)
Acquisition of property, plant and equipment	3,404.86	5.25%	2,330.67	4.14%	2,178.84	9.07%

We may not have the resources to fund such investments. We have historically met our cash requirements by relying principally on cash flows from operations, issuance of shares, and borrowings. Following the Offer, we expect to rely on our current cash balance, cash flows from operations, the Net Proceeds and existing and future financing arrangements to support our growth. If our cash resources are insufficient to satisfy our business requirements, we may need to seek additional sources of capital such as issuance of equity or debt securities. The following table sets forth our net cash used in operating activities for the Financial Years 2024, 2023 and 2022 as per our Restated Consolidated Financial Statements.

Particulars	For the year ended March 31,		
	2024	2023	2022
	<i>(₹ in millions)</i>		
Net cash used in operating activities	(420.73)	(3,989.89)	(1,317.26)

We cannot assure you that we will have sufficient cash flows from our operations or that we will be able to obtain third-party financing, when needed, on satisfactory terms or at all.

Our ability to obtain adequate financing at reasonable costs depends on a number of factors, many of which are beyond our control, including general economic and capital market conditions, political uncertainties, interest rates, credit availabilities from banks or other lenders, investors' confidence in us and/or the industry in which we operate, our operating and financial performance, as well as any legal and regulatory restrictions. Incurring indebtedness would also subject us to increased debt service obligations and could result in operating and financial covenants that would restrict our operations, such as limitations on our ability to pay dividends, requirements to dedicate a portion of our cash flow from operations towards the payment of debt and limitations on our ability to engage in any mergers or demergers or enter into financing arrangements with other financial institutions. Our ability to access international capital and lending markets may be restricted at a time when we would like, or need, to do so, especially during times of increased volatility and reduced liquidity in global financial markets and stock markets, including due to policy changes and regulatory restrictions, which could limit our ability to raise funds.

If we fail to obtain sufficient capital, we may be unable to complete future expansions or undertake new developments in a timely manner or at all. Any failure to raise needed funds on terms acceptable to us, or at all, may affect our liquidity as well as have an adverse effect on our business, growth plans, results of operations and financial condition.

32. Any harm to our brand or reputation may adversely affect our business, results of operations, financial condition and cash flows.

We believe that the recognition and reputation of “FirstCry” as our brand, of our home brands, such as “BabyHug”, “Babyoye”, “Cutewalk” and “Pine Kids”, among others, and of our multi-channel retailing platform, among our customers, suppliers and our workforce has contributed to the growth and success of our business. Maintaining and enhancing the recognition and reputation of our brands is critical to our business success in the future and competitiveness.

We may suffer damage to our reputation and brand in many ways. For example, public perception may deteriorate if any damaged or defective goods are sold on our online platform or modern stores or if we or our franchisees do not provide satisfactory customer service or grievance and complaint redressal. For details see “*Outstanding Litigation and Other Material Developments – Litigation Involving Our Subsidiaries – Outstanding litigation against our Subsidiaries – Actions taken by statutory and regulatory authorities*” on page 564. In addition, there have been instances where our suppliers have inadvertently infringed on trademarks of third parties, and we have received cease and desist notices. For instance, a suit for permanent injunction has been filed before District Court Commercial Courts, East District Karkadoma Courts, Delhi by Bol7 Technologies Private Limited against, inter alia, our Subsidiary, Digital Age for restraining the sale of counterfeit products/toys, in infringement of a registered design over which Bol7 Technologies Private Limited holds proprietorship, on its online platform. Subsequently, Digital Age has denied all allegations and submitted that they are not a manufacturer but a mere seller of products. The matter is currently pending.

While we have not faced any such instances of adverse media coverage during the Financial Year 2024, 2023 and 2022 that materially affected our business or reputation, adverse media coverage and claims, even when untrue, can also damage our reputation. Further, we have an online parenting platform, and we are vulnerable to reputational damage through posts on social media platforms and our websites or application. Furthermore, adverse public perception (for example, that we are not adequately addressing environmental concerns related to our industry such as the overuse of plastics, or if our customer data is breached and illegally shared as a result of cybercrime, even if factually incorrect or based on isolated incidents) may damage our reputation, diminish the value of our brand, undermine the trust and credibility we have established and have a negative impact on our ability to attract new customers or retain our current customers.

In addition, heightened regulatory and public concerns over labor and employment conditions, consumer protection and safety issues, among other issues, may subject us to additional legal and reputational risks and increased scrutiny. For instance, cases have been filed against our Company by consumers for charging an additional amount for carry bags. Changes in our services or policies may also result in objections by members of the public, social network operators, suppliers, and vendors or others. From time to time, these objections or allegations, regardless of their veracity, may result in customer complaints or litigation, which could result in government inquiries or substantial harm to our brand and reputation. We cannot assure you that this will not occur in the future. Further, we are also subject to the Legal Metrology Act, 2009 and the Legal Metrology (Packaged Commodities) Rules, 2011 in relation to, *inter alia*, disclosure requirements on our product packaging and have received notices in the past and continue to receive notices under such act and rules. For details see, “**Outstanding litigation and other material developments – Litigation involving our Company – Outstanding litigation against our Company – Actions taken by statutory and regulatory authorities**” and “**Outstanding litigation and other material developments – Litigation involving our Subsidiaries – Outstanding litigation against our Subsidiaries – Actions taken by statutory and regulatory authorities**” on pages 563 and 564, respectively. See also “ – **Our Company and our Subsidiaries previously failed to comply with the Legal Metrology (Packaged Commodities) Rules, 2011 and we may be subject to fines or penalties, which could adversely affect our reputation, business, financial condition and results of operations**” on page 119.

If we are unable to maintain our reputation, enhance our brand recognition or increase positive awareness of our platform, products, and services, as well as products sold by us through our multi-channel retailing platform, it may be difficult to maintain and grow our customer base, and our business, results of operations, financial condition and cash flows may be adversely affected.

33. Grants of stock options under our Employee Stock Option Plans may result in a charge to our profit and loss account and, to that extent, affect our financial condition.

Our Company may, in the future, continue to issue Equity Shares, including under our Employee Stock Option Plans, at prices that may be lower than the Offer Price, subject to compliance with applicable law. Grants of stock options result in a charge to our statement of profit and loss and affect our financial condition. Any issuances of Equity Shares by our Company, including through exercise of employee stock options pursuant to the Employee Stock Option Plans or any stock option plans that we may implement in the future, may dilute your shareholding in the Company, thereby adversely affecting the trading price of the Equity Shares. *The details of options outstanding as on date of this Red Herring Prospectus under each Employee Stock Option Plan are as follows:*

Particulars	From April 1, 2024 until the date of this Red Herring Prospectus		
	ESOP 2023	ESOP 2022	ESOP 2011
Total options outstanding as at the beginning of the year	As on the date of this Red Herring Prospectus, under ESOP 2023, out of the total 24,834,508 options, 14,900,705 Equity Shares have been issued to Brainbees ESOP Trust on December 27, 2023 and no options have been granted.	24,330,351	1,538,451
Total options granted		Nil	Nil
Exercise price of options in ₹ (as on the date of grant options)		Not Applicable	Not Applicable
Options forfeited/lapsed/cancelled		39,375	Nil
Variation of terms of options		There has been no variation in terms of vesting schedule.	There has been no variation in terms of vesting schedule.

Particulars	From April 1, 2024 until the date of this Red Herring Prospectus		
	ESOP 2023	ESOP 2022	ESOP 2011
Money realized by exercise of options in ₹		Not Applicable	Not Applicable
Total number of options outstanding in force		24,290,976	1,538,451
Total options vested (excluding the options that have been exercised)		4,290,018	1,513,285
Options exercised		Nil	Nil
The total number of Equity Shares that would arise as a result of full exercise of granted options		24,290,976	1,538,451

For further details, please see “*Capital Structure – Employee Stock Option Schemes*” on page 176.

Further, set forth below are details of our employee share based payment expenses for the periods indicated.

Particulars	For the year ended March 31, 2024		For the year ended March 31, 2023		For the year ended March 31, 2022	
	Amount (₹ in millions)	Percentage of revenue from operations (%)	Amount (₹ in millions)	Percentage of revenue from operations (%)	Amount (₹ in millions)	Percentage of revenue from operations (%)
Employee share based payment expense	1,780.58	2.75%	3,614.37	6.42%	921.31	3.84%

34. *If we are unable to successfully integrate the businesses, technologies, services and products that we acquire or invest in, our business, results of operations, cash flows and financial condition could be adversely affected.*

We have acquired and invested in businesses, technologies, services and products in recent years, such as the acquisition of controlling stakes in Globalbees Brands, Swara Baby, Firmroots, Solis Hygiene and the acquisition of Digital Age. We have invested ₹6,202.22 million in Globalbees Brands and hold 50.23% stake on a fully diluted basis in Globalbees Brands, which has acquired controlling stakes in 21 entities and has entered into business transfer agreements with five entities. The table below provides the details in relation to the operations of Swara Baby, Firmroots, Solis Hygiene, Globalbees Brands and Digital Age:

Subsidiary	Particulars
Swara Baby	Swara Baby is engaged in the business of dealing in, among others, baby care products, baby diapers, baby hygiene products and other related products.
Firmroots	Firmroots is engaged in the business of foods and beverages including fast food, baby food, bakery items, ready to serve and packaged food.
Solis Hygiene	Solis Hygiene is engaged in the business of dealing in, among others, sanitary wears, tissues, adult and baby diapers, and other related products.
Globalbees Brands	Globalbees Brands is engaged in the business of dealing in, among others, cosmetics, laundry products, personal hygiene products, eye care products, fashion accessories, and home accessories.
Digital Age	Digital Age is engaged in the business of retail trade of baby, kids and maternity products.

We cannot assure you that the integration of our acquisitions into our current operations will be successful. For details regarding our acquisition of Digital Age, see “*History and Certain Corporate Matters – Details regarding material acquisitions or divestments of business/undertakings, mergers, amalgamation, any revaluation of assets, etc. in the last 10 years*” on page 317.

Further, through Globalbees Brands, we work with D2C brands through multiple approaches including strategic investments and acquisitions. We expect to continue to evaluate and consider a wide array of strategic alliances, investments and acquisitions in line with our overall business strategy. These transactions involve challenges and risks, including but not limited to: (i) difficulties in identifying suitable acquisition targets and competition from other potential acquirers; (ii) need for payment of purchase consideration, in form of securities or cash; (iii) exposure to unanticipated contingent liabilities of acquired businesses, including but not limited to taxation and litigation; (iv) obtaining requisite governmental, statutory and other regulatory approvals for the acquisition; (v) risks and cost associated with litigation and breaches of laws, rules and regulations; (vi) not realizing the benefits, expected return on investment and/or synergies from such transactions; and (vii) diverting management's attention, particularly in circumstances of an unsuccessful venture. While we conduct financial and legal due diligence on target entities before making investments, we cannot assure you that we will be able to identify all material risks and liabilities associated with the relevant target entity. Following acquisitions of target entities, we may also have to assume their liabilities and be exposed to unanticipated risks associated with them, including past non-compliances under applicable laws.

Furthermore, integration of newly acquired businesses and Subsidiaries may be costly and time-consuming, and each acquisition could present us with risks and difficulties in integration, including alignment of people culture. We have made past acquisitions for which we have committed to increase our shareholding based on certain performance-based milestones. The occurrence of any of the foregoing risks could have an adverse effect on our business, results of operations, cash flows and financial condition.

35. *If we are unable to continue to innovate or if we fail to adapt to changes in our industry, our business, results of operations, financial condition and cash flows would be adversely affected.*

Our industry is characterized by rapidly changing technology, new mobile applications and protocols, new products and services, new media and entertainment content, including user-generated content, changing customer engagement methods, demand and trends. As a result, we may have to invest significant resources in our technology, infrastructure, research and development, and other areas in order to enhance our business and operations, as well as to explore new growth strategies and introduce new brands and products. Our expenses on technology for the Financial Years 2024, 2023 and 2022 are as set forth below:

Particulars	For the year ended March 31, 2024		For the year ended March 31, 2023		For the year ended March 31, 2022	
	Amount (₹ in millions)	Percentage of revenue from operations (%)	Amount (₹ in millions)	Percentage of revenue from operations (%)	Amount (₹ in millions)	Percentage of revenue from operations (%)
Expenses on technology	346.02	0.53%	309.95	0.55%	235.32	0.98%

Our ability to monetize these technologies and other product offerings in a timely manner and operate them profitably depends on a number of factors, many of which are beyond our control, including:

- our ability to manage the operational aspects of developing and launching new technology;
- our ability to manage the financial aspects of developing and launching new technology, including making appropriate investments in our software systems, information technologies and operational infrastructure;
- the availability of or non-performance by third-party service providers;
- our competitors (including our existing vendors and brands who may launch competing technologies) developing and implementing similar or better technology;
- our ability to counter the emergence of direct-to-consumer approach by offering a valuable, relevant and meaningful customer experience across our multi-channel retailing platform and to provide the same to our brands relationships and manufacturers; and

- our ability to effectively manage any third-party challenges to the intellectual property in relation to our technology.

Our investments in innovations and new technologies may not increase our competitiveness or generate financial returns in the short term, or at all, and we may not be successful in adopting and implementing new technologies or may be hindered by regulatory changes, scrutiny and limitations. Even if we timely innovate and adopt changes in our strategies and plans, we may nevertheless fail to realize the intended benefits of these changes or may even experience reduced revenue as a result. Any failure to innovate and adapt to these changes and developments would have an adverse effect on our business, results of operations, financial condition and cash flows.

36. *Changing regulations in India could lead to new compliance requirements that are uncertain and may adversely impact our business, results of operations or financial condition.*

The regulatory and policy environment in which we operate is continuously evolving and is subject to change. The government of India (“GoI”) may implement new laws or other regulations and policies that could affect the manufacturing, retail, wholesale and e-commerce industries in general, which could lead to new compliance requirements.

For instance, the Bureau of Indian Standards (Conformity Assessment) Regulations, 2018 (“**BIS Regulations, 2018**”) was amended more than once in 2021. In 2021, the Department of Consumer Affairs, Food and Public Distribution proposed certain amendments to the Consumer Protection (E-Commerce) Rules, 2020 in relation to, among others, registration requirements for e-commerce entities, restrictions on conducting “flash sales” of goods and services offered by e-commerce entities on their platforms. For details, see “**Key Regulations and Policies in India**” on page 303. In the past, pursuant to a search conducted at our store in Rajkot, Gujarat in January 2022, a complaint was filed against our Company by the Bureau of Indian Standards before the Court of Chief Judicial Magistrate at Rajkot, Gujarat alleging that non-ISI products were being sold at the store in violation of the BIS Regulations, 2018. While the matter has been disposed of and fine was levied on us, we cannot assure you that there may not be any other such complaints against us under the BIS Regulations, 2018 and additional fines may not be levied.

In addition to the above, as a result of amendments made to the Legal Metrology (Packaged Commodities) Rules, 2011, e-commerce entities are now required to display “country of origin” on all imported products along with other details like address of importer and date of expiry on the online platform and have to ensure that labelling information is declared as prescribed. Due to the large scale listing of products, there is a risk of potential gaps in the required disclosure caused by incomplete or incorrect information from brands, vendors or manufacturers or on account of interim technical glitches. Further, the imposition of onerous conditions such as the requirement to display QR codes on B2C transactions, could pose operational and implementation challenges given the large number of orders in invoices. See also “– **Our Company and our Subsidiaries previously failed to comply with the Legal Metrology (Packaged Commodities) Rules, 2011 and we may be subject to fines or penalties, which could adversely affect our reputation, business, financial condition and results of operations**” on page 119.

The Digital Personal Data Protection Act, 2023 which received the assent of the President of India on August 11, 2023 (the “**Data Protection Act**”) deals with processing of all personal data in digital form, whether collected digitally or offline and digitalized later for processing. The Data Protection Act requires companies collecting and dealing with high volumes of personal data and who are notified as significant data fiduciaries, such as ours, to fulfil certain additional obligations such as appointment of a data protection officer for grievance redressal and an independent data auditor to evaluate our compliance with the Data Protection Act. It also provides for the establishment of a Data Protection Board of India for taking remedial actions and imposing penalties for breach of the provisions of the Data Protection Act. It imposes restrictions and obligations on data fiduciaries, resulting from dealing with personal data and further, provides for levy of penalties for breach of obligations prescribed under the Data Protection Act.

Uncertainty in the applicability, interpretation or implementation of any amendment to, or change in, governing law, regulation or policy in the jurisdictions in which we operate, including by reason of an absence or ambiguity, or a limited body, of administrative or judicial precedent may be time consuming,

as well as, costly for us to resolve and may impact the viability of our current business or restrict our ability to grow our business in the future. Clarifications on ambiguous aspects may not be received in time which may affect the manner in which we conduct our business. Additionally, if we are affected, directly or indirectly, by the application or interpretation of any provision of such laws and regulations or any related proceedings, or are required to bear any costs in order to comply with such provisions or to defend such proceedings, our business, results of operations or financial condition may be adversely affected.

37. *Our Company and our Subsidiaries have previously failed to comply with the Legal Metrology (Packaged Commodities) Rules, 2011 and we may be subject to fines or penalties, which could adversely affect our reputation, business, financial condition and results of operations.*

There have been certain instances where our Company and our Subsidiaries have previously failed to comply with the Legal Metrology (Packaged Commodities) Rules, 2011, including on account of:

- failure to display certain details on products, such as the name, e-mail and address of the office or person responsible for customer care;
- content/quantity of products not being mentioned in the correct format;
- incomplete details being displayed on certain products;
- maximum retail price not being mentioned in the correct format; and
- certain mandatory declarations not being mentioned on our website.

See also “*Outstanding Litigation and Material Developments – Litigation involving our Company – Outstanding litigation against our Company – Actions taken by statutory and regulatory authorities*” and “*Outstanding Litigation and Material Developments – Litigation involving our Subsidiaries – Outstanding litigation against our Subsidiaries – Actions taken by statutory and regulatory authorities*” on pages 563 and 564.

If we fail to comply with the Legal Metrology (Packaged Commodities) Rules, 2011, we may be subject to fines or penalties, which could adversely affect our reputation, business, financial condition and results of operations.

38. *The Unaudited Pro Forma Consolidated Financial Information is presented for illustrative purposes only and may not be indicative of our future performance.*

In this Red Herring Prospectus, we have included Unaudited Pro Forma Consolidated Financial Information (read with the notes to the Unaudited Pro Forma Consolidated Financial Information and prepared in accordance with the basis of preparation note and adjustments stated therein) to show the impact of the acquisition of Digital Age on our statement of profit and loss for the Financial Years 2023 and 2022. The Unaudited Pro Forma Consolidated Financial Information has been prepared by combining the audited consolidated financial statements of our group, audited special purpose interim financial statements of Digital Age and audited financial statements of Digital Age for the relevant year, as provided under the basis of preparation note in the Unaudited Pro Forma Consolidated Financial Information. As the Unaudited Pro Forma Consolidated Financial Information are prepared for illustrative purposes only, it is, by its nature, subject to change and may not give an accurate picture of the actual financial results of operations that would have occurred had such transactions by us been effected on the dates they are assumed to have been effected, and is not intended to be indicative of our future financial results of operations. In addition, the Unaudited Pro Forma Consolidated Financial Information are unaudited and have not been prepared in accordance with the requirements of the U.S. Securities and Exchange Commission or U.S. GAAP. Further, the rules and regulations related to the preparation of the Unaudited Pro Forma Consolidated Financial Information in other jurisdictions may vary significantly from the basis of preparation as set out in the Unaudited Pro Forma Consolidated Financial Information included in this Red Herring Prospectus. Therefore, the Unaudited Pro Forma Consolidated Financial Information should not be relied upon as if it has been prepared in accordance with those standards and practices. If the various assumptions underlying the preparation of the Unaudited Pro Forma Consolidated Financial Information do not come to pass, our actual results could be materially different from those indicated in the Unaudited Pro Forma Consolidated Financial Information.

39. Delays or defaults by our brand relationships, vendors or manufacturers could affect our cash flows and may adversely affect our business and results of operations.

We depend on third-party brands who supply products to us and also depend on contract manufacturers who manufacture our home-brand products. We cannot assure you that such counter-parties will deliver the products required from them in the timelines anticipated or at all. Set forth below is the number of brands added on our FirstCry platform (in India, UAE and KSA) during the Financial Years 2024, 2023 and 2022, and brands associated with us on our FirstCry platform as at March 31, 2024, 2023 and 2022.

Particulars	As at/for the financial year ended		
	March 31, 2024	March 31, 2023	March 31, 2022
Brands added on our FirstCry platform (in India, UAE and KSA)	1,125	2,250	2,235
Brands associated with us on our FirstCry platform	7,580	7,035	6,287

We provide bank guarantees to vendors supplying brands' products to us. Set forth below are details of bank guarantees provided to such vendors as of March 31, 2024, 2023 and 2022.

Particulars	As at the financial year ended		
	March 31, 2024	March 31, 2023	March 31, 2022
Value of bank guarantees provided (₹ in million)	202.43	282.75	127.10
Number of vendors to whom bank guarantees were provided	10	8	6

We have not faced any instances of invocation of bank guarantees. However, if we fail to make timely payments in the future, the bank guarantees that we have provided may be invoked. Further, if our counter-parties default in their obligations, we may not be able to recover the advances provided to them in full or at all. For example, in March 2020, we experienced certain delays in the delivery of products in respect of which we had made advance payments to manufacturers, due to movement restrictions arising out of the COVID-19 pandemic affecting manufacturers and logistics providers. If there are delays or defaults in compliance with terms of our delivery requirements by our brand relationships and manufacturers, it could negatively affect our business, results of operations and cash flows. Further, while we may take appropriate action in the event of a non-payment of advances made, there can be no assurance that we will be able to successfully recover outstanding amounts owed to us in part or full, which in turn could affect our cash flows and may adversely affect our business and results of operations.

40. Our technology infrastructure is susceptible to disruptions, failures, security breaches and cyber-attacks. Any such events could potentially result in damage to our business and reputation and adversely affect our business, results of operations, financial condition and cash flows.

Our business generates, stores and processes a large quantity of personal, transactional, demographic and behavioral information and data, which makes the security, integrity and importance of such data critical to our business. We face risks inherent in handling large volumes of data and in protecting the security of such data, such as protecting the data in and hosted on our system, including against disruptions and failures of technology infrastructure leading to data loss, against security breaches, leaks, and attacks on our system by outside parties or fraudulent behavior by our employees; addressing concerns related to privacy and sharing, safety, security and other factors; and complying with applicable laws, rules and regulations relating to the collection, use, disclosure, transfer or security of personal information, including any requests from regulatory and government authorities relating to such data. We have not faced any instances of breach of data in the past. Any failure, or perceived failure, by us to comply with our posted privacy policies or with any regulatory requirements or privacy and data protection-related laws, rules and regulations could result in proceedings or actions against us by governmental entities or others, which could have an adverse effect on business, results of operations, financial condition and cash flows. As techniques used to obtain unauthorized access to or sabotage systems change frequently and may not be known until launched against us or our third-party service providers, we may be unable to anticipate, or implement adequate measures to protect against, these attacks. While we strive to improve our cybersecurity measures, our inability to avert all potential

attacks and security breaches could subject us to legal and financial liability, harm our reputation and cause us to sustain substantial revenue loss from lost sales and customer dissatisfaction. For example, one of our payment gateway service providers experienced a data leak that was discovered in 2021. Although some encrypted card details of our customers were leaked, they could not be decrypted, resulting in no material impact on our business. Nevertheless, we cannot assure you that instances of cyberattacks will not occur in the future. Actual or anticipated attacks and risks may cause us to incur higher costs, including costs to deploy additional personnel and network protection technologies, train employees, and engage third-party experts and consultants.

Any system failure, including network, software or hardware failure, or interruption in internet connectivity, that impacts our technology infrastructure or processes, or a decrease in the responsiveness of our website, app or back-end infrastructure could result in reduced customer traffic and income. Websites and apps have experienced service interruptions as a result of outages and other delays occurring throughout the worldwide internet network infrastructure. If these outages, delays or service disruptions frequently occur in the future, usage of our web and app-based services could grow slower than anticipated or decline and we may lose income and customers. If the internet data centre operations that host our website or web and app-based services were to experience a system failure, the performance of our website or web or app-based services would be harmed. These systems are also vulnerable to damage from fire, floods, and other natural disasters, power loss, telecommunications failures, break-ins and similar events. While we have not faced any such instances of system failure in the past, the controls implemented by us or our third-party service providers may not prevent or timely detect such system failures, and our comprehensive general liability insurance policy may not be adequate to fully compensate us for losses that may occur. In addition, our customers depend on internet service providers, online service providers and other website and app stores operators for access to our website and app. These providers could experience outages, delays and other difficulties due to system failures unrelated to our systems. Any such instances of power outages and system failure could adversely affect our business, results of operations, financial condition and cash flows.

41. We are exposed to the risks associated with reliance upon the services of third-party data center hosting facilities and other third-party providers for our business and operations.

We rely on services from third parties, such as for our cloud infrastructure and telecommunications processes, credit card processors, disaster recovery services, payment gateways, payment aggregators, supply chain and courier counterparties, content delivery networks, SMS service providers and online map providers, and those services may be subject to outages and interruptions that are not within our control. In addition, in the past, we have experienced down periods when our third-party credit card or payment mobile app processors are unable to process the online payments of our customers, disrupting our ability to receive customer orders.

We have entered into agreements with third parties such as Noventiq Services India Private Limited (formerly known as Softline Services India Private Limited) who are resellers of cloud infrastructure services and other third-party resellers. For details, see “*Objects of the Offer*” on page 184. Our operations depend on the virtual cloud infrastructure and its configuration, architecture and interconnection specifications, as well as the information stored in these virtual data centers. Our expenses on cloud infrastructure for the Financial Years 2024, 2023 and 2022, are as set forth below:

Particulars	Financial Year					
	2024		2023		2022	
	Amount (₹ in millions)	Percentage of revenue from operations (%)	Amount (₹ in millions)	Percentage of revenue from operations (%)	Amount (₹ in millions)	Percentage of revenue from operations (%)
Expenses on cloud infrastructure	228.05	0.35%	229.53	0.41%	192.99	0.80%

We have no physical access or control over our virtual cloud infrastructure services and we cannot quickly or easily switch our operations to another third-party cloud infrastructure service provider. Termination or suspension of our key agreements with our technology vendors would interrupt our business by affecting our ability to access our data and infrastructure.

With respect to our marketing channels, we rely heavily on relationships with providers of online services, search engines, social media, influencers, digital marketing companies, directories and other websites and ecommerce businesses to provide content, advertising banners and other links that direct customers to our websites. We rely on these relationships to provide significant sources of traffic to our website.

In particular, we rely on search engines and major mobile app stores, as important marketing channels. Search engine companies change their natural search engine algorithms periodically, and our ranking in natural searches may be adversely affected by those changes, as has occurred from time to time. If search engines change their algorithms, terms of service, display and featuring of search results, or if competition increases for advertisements, we may be unable to cost-effectively drive customers to our mobile app and website.

Further, we rely on the Google Play Store and the Apple App Store to offer and promote our app. If their terms and conditions change to our detriment, if we violate, or if a platform provider believes that we have violated, the terms and conditions of its platform, our business will suffer. We also rely on e-mail service providers, bandwidth providers, internet service providers, and mobile networks to deliver e-mail and “push” communications to customers and to allow customers to access our mobile app and website. If the systems of these third parties fail, we could lose customer data and miss order fulfillment deadlines, which could result in decreased sales, increased overhead costs and product shortages.

In addition, our technology infrastructure and the technology infrastructure of our third-party providers are vulnerable to damage or interruption as a result of software or hardware malfunctions, system implementations or upgrades, computer viruses, third-party security breaches, employee error, misuse, war, natural disasters, power loss, telecommunications failures, cyber-attacks, human error and other similar events could lead to extended interruptions of our operations, a corresponding loss of total income and profitability, or cause breaches of data security, or the release and misappropriation of sensitive information, or otherwise impair our operations. While we have designed disaster recovery plans, our disaster recovery and data redundancy plans may be inadequate, and our insurance may not be sufficient to compensate us for the losses that could occur. While we have not faced any such instances that materially affected our operations during the Financial Years 2024, 2023 and 2022, if any such event were to occur, our business, results of operations, financial condition and cash flows may be adversely affected.

42. *If we are unable to identify customer demand accurately and maintain an optimal level of inventory, our business, results of operations and financial condition may be adversely affected.*

The success of our business depends upon our ability to anticipate and forecast customer demand and trends. Any error in our forecast could result in either surplus stock, which we may be unable to sell in a timely manner, or at all, or under-stocking, which will affect our ability to meet customer demand. We plan our inventory and commence our design process prior to launch and estimate our sales based on the forecast, demand and requirements for the forthcoming seasons. We have inventory manufactured and stored at our warehouses ahead of an upcoming season. An optimal level of inventory is important to our business as it allows us to respond to customer demand effectively and to maintain a full range of products at our modern stores and for sale through our other retail channels. Set forth below are the details of inventory days for the Financial Years 2024, 2023 and 2022 based on the Restated Consolidated Financial Statements:

Particulars	For the Financial Year		
	2024	2023	2022
Inventory days	92	83	149

Our ability to maintain optimum inventory at our modern stores and warehouses to control our working capital requirements relies on an efficient supply chain channel. Our Company has incurred the following expenditure towards lease rentals during the Financial Years 2024, 2023 and 2022:

Particulars	For the year ended March 31,		
	2024	2023	2022
	<i>(₹ in millions)</i>		
Lease rental expenses towards modern stores	416.63	288.37	100.89
Lease rental expenses towards warehouses	468.97	409.29	317.48

Ensuring shelf availability for our products warrants quick turnaround time and high level of coordination with suppliers. Our inability or failure to maintain a balance between optimum inventory levels and our product offering at our modern stores may adversely impact our business. Ensuring availability of our products requires prompt turnaround time and a high level of coordination amongst raw material procurement teams, manufacturers, warehouse management and modern stores and staff. While we aim to avoid under-stocking and over-stocking through our auto-replenishment ordering model, our estimates and forecasts may not always be accurate. If we fail to accurately forecast customer demand, we may experience excess inventory levels or a shortage of products available for sale. If we under-stock inventory, our ability to meet customer demand may be impaired. If we over-stock inventory, our capital requirements may increase and we may incur additional financing costs. Any unsold inventory may have to be sold at a discount or discarded, potentially leading to losses. While we have not faced any instances of inventory write-off in the past, we cannot assure you that we will be able to sell surplus stock in a timely manner, or at all, which in turn may adversely affect our business, results of operations and financial condition.

43. We may be subject to liabilities and costs related to providing preschool education to children, which may harm our business, or damage our reputation and brand.

As at March 31, 2024, we had 208 preschools across 107 cities in India. The table below sets forth the break-down of revenue generated from our preschools as a percentage of revenue from operations for the Financial Years 2024, 2023 and 2022:

Particulars	For the year ended March 31,					
	2024		2023		2022	
	<i>Percentage of revenue from operations</i>		<i>Percentage of revenue from operations</i>		<i>Percentage of revenue from operations</i>	
	<i>Amount (₹ in millions)</i>	<i>(%)</i>	<i>Amount (₹ in millions)</i>	<i>(%)</i>	<i>Amount (₹ in millions)</i>	<i>(%)</i>
Revenue generated from preschools	325.71	0.50%	216.97	0.39%	69.74	0.29%

Our preschool chain, FirstCry Intellitots, is subject to operating and security procedures, laws and regulations relating to the provision of education to children, including curriculum, health and safety, teacher and other staff standards, and building standards. For example, the Right of Children to Free and Compulsory Education Act, 2009 in India provides for the requirement to maintain specified student-teacher ratios and prohibits subjecting children to physical punishment or mental harassment. The Early Childhood Care and Education Policy implemented in 2013 requires preschools in certain states to register with the district-level nodal officer and submit an application for recognition, for which preschools will receive a Recognition Certificate. While we have not faced any such instances of rejection or revocation of the Recognition Certificates in the past, we cannot assure you that we will continue to meet the Recognition Certificate standards or receive our Recognition Certificates from the nodal officer, for which we are required to reapply annually. Further, any changes in the prevailing education curriculum may require us to substantially amend the teaching pattern at our preschools.

In addition, we and our franchisee partners are subject to laws and regulations governing our preschool staff, and we cannot assure you that we or our franchisees will continue to comply with all applicable laws and regulations. We cannot predict the nature of regulatory measures that may be adopted by the central and state governments in the future or their effect on our business and results of operations. We cannot assure you that we will be able to comply with all requisite conditions under all laws and regulations. If we cannot meet the requirements of these laws and regulations, our business, reputation and brand may be adversely affected.

44. *Our business, results of operations and financial condition may be adversely affected if operations at the manufacturing facilities of our contract manufacturers or raw material suppliers are disrupted.*

Our manufacturing facilities, those of our contract manufacturers and raw material suppliers are subject to various operating risks, including some of which are beyond their control, such as the breakdown and failure of equipment, industrial accidents, employee unrest, severe weather conditions and natural disasters. Further, any significant disruption, including due to social, political or economic factors or natural calamities or civil disruptions may adversely affect operations at our contract manufacturers' facilities. If our suppliers or third-party manufacturers fail to comply with applicable laws, including environmental laws, they risk having their facilities shut down, which may adversely affect our operations.

We source raw materials and certain products from vendors outside India. Although we have not faced significant disruptions in the procurement of raw materials in the past, the COVID-19 pandemic temporarily affected our ability to source raw materials from vendors outside India who were unable to transport raw materials to us. In particular, purchase of raw materials from our suppliers outside India may be hampered due to supply chain issues, change in government policies, and international geo-political situations or any other circumstances, which are beyond our reasonable control. The occurrence of any such event may adversely affect our business, results of operations and financial condition.

We cannot assure you that we will always be able to arrange for alternate manufacturing capacity, or alternate sources of our raw materials, at prices acceptable to us, or at all, or that we will be able to pass on any increase in cost to our customers, although we endeavor to do so. Any inability on our part to arrange for alternate manufacturing capacity or sources for raw materials, on commercially acceptable terms, may have an adverse effect on our business, results of operations and financial condition.

45. *We may be subject to costs and liabilities related to stringent health and safety standards. Contamination of our products and any similar incidents in the future could have an adverse impact on our reputation, business, results of operations and financial condition. In addition, failure by our brand relationships or manufacturers to comply with product safety and other related laws may subject us to liability, harm our business, results of operations, financial condition, and cash flows, and damage our reputation and brand.*

The laws and regulations relating to environmental protection and health and safety may increase our costs of operating and impact our financial condition. Our operations are subject to numerous Indian and foreign laws and regulations governing health and safety standards, including those relating to Mothers', Babies', and Kids' products, and supplying of infant food or infant milk substitutes (as defined under the Infant Milk Substitutes, Feeding Bottles and Infant Foods (Regulation of Production, Supply and Distribution) Act, 1992 ("IMS Act")). Future regulations may impose stricter production safety or employee safety requirements affecting our operations or may impose additional requirements regarding customer health and safety, such as potential restrictions on the use of certain ingredients in the production of baby and children's products.

As a seller of products designed for human consumption, we are subject to product liability claims if the use of our products is alleged to have resulted in any adverse reaction, illness or injury. While we have not faced instances of product liability claims in the past, we cannot assure you that such claims will not be initiated against us pursuant to any alleged adverse reaction, illness or injury from our products in the future. We may also experience losses from product recalls resulting from suspected or actual defects in the development or manufacturing of our products or even the sale of counterfeit products. Although this has not occurred in the past, we cannot assure you that this will not occur in the future. Our business is also highly sensitive to customers' perception of the safety of our products. Any negative publicity regarding the safety of particular ingredients or products in our industry in general, of other companies, or of our products or ingredients specifically may affect customer confidence in our products. We cannot assure you that any contamination will not occur in our products in the future or that we will be able to detect such contamination and deal with it effectively. Any occurrence of similar incidents could negatively impact our reputation, business, results of operations, financial condition, including the customers' perception of our products, particularly if the contaminated products have caused fatalities, injuries or illnesses to customers. We cannot assure you

that there will not be any negative publicity in the future concerning our products or brands, which may have an adverse effect on our reputation, business, results of operations and financial condition.

Much of the merchandise we sell through our modern stores, on our mobile application and website are subject to applicable regulatory framework. As a platform that hosts third-party products and posts marketing content on our digital websites, we may be subject to legal risks associated to product liability of our third-party vendors. Additionally, failure of our brand relationships and manufacturers to provide merchandise or content that complies with all applicable laws, including, without limitation, product safety, 'country of origin' requirements and disclosure and compliance requirements under applicable legal metrology laws, as well as the rules and regulations promulgated by the Food Safety and Standards Authority of India and the Bureau of Indian Standards, could result in liability, damage to our reputation and brand, increased enforcement activity or litigation, and increased costs.

While we have not faced any such instances in the past, certain merchandise could in the future be subject to recalls and other remedial actions. Such recalls and voluntary removal of merchandise could result in, among other things, lost sales, diverted resources, and increased customer service costs and legal expenses, and could have an adverse effect on our business, results of operations, financial condition and cash flows, and damage our reputation and brand.

46. *We have a large number of Subsidiaries and step-down Subsidiaries and may have limited control over the operations of these entities.*

We have a large number of Subsidiaries and step-down Subsidiaries and may have limited control over the operations of these entities. It may be challenging for our management to oversee the daily operations of each of our Subsidiaries and step-down Subsidiaries. Further, some of our subsidiaries and step-down subsidiaries are incorporated in countries outside of India and are subject to the requirements of the laws of the countries in which they are incorporated, furthering limiting our control over these entities.

47. *With respect to certain of our entities which are consolidated, our Restated Consolidated Financial Statements have been prepared based on their unaudited special purpose financial statements.*

Our Company has 37 entities which are consolidated in the Restated Consolidated Financial Statements for the Financial Years 2024, 2023 and 2022. Our Restated Consolidated Financial Statements for the Financial Year 2024 have been prepared based on the unaudited special purpose financial statements of two entities, Globalbees Brands DWC LLC and Shenzhen Starbees Services LTD, and our Restated Consolidated Financial Statements for the Financial Year 2023 have been prepared based on the unaudited special purpose financial statements of three entities, Globalbees Brands DWC LLC, Brainbees ESOP Trust and Shenzhen Starbees Services LTD. Our Restated Consolidated Financial Statements for the Financial Year 2022 have been prepared based on the unaudited special purpose financial statements of three entities, Globalbees Brands DWC LLC, Brainbees Employee Welfare Trust and Shenzhen Starbees Services LTD. For details on the contribution of these entities to our Restated Consolidated Financial Statements, see paragraph 6(b) of the independent auditor's examination report on the Restated Consolidated Financial Statements on page 370. The unaudited special purpose financial statements should not be relied upon as if they have been prepared in accordance with the standards and practices applicable to audited financial information. If the various assumptions underlying the preparation of the unaudited special purpose financial statements do not come to pass, our actual results could be materially different from those indicated in the unaudited special purpose financial statements.

48. *Any failure to maintain quality of customer service, and deal with customer complaints in a timely manner could adversely affect our business and results of operations.*

Our business is significantly affected by our ability to provide consistent and quality customer service. We provide customer support at all stages of our product and service offering, through staff at our modern stores, call centres, emails and web-based support. If we fail to provide quality customer service, our customers may be less inclined to use our services, or recommend us to new customers, and may channel their demands to our competitors, which could adversely affect our business and results of operations.

49. Our ability to raise foreign capital and the ability of foreign investors to acquire Equity Shares in our Company may be constrained by Indian law, which may adversely affect our business and the trading price of our Equity Shares.

Our Company is an Indian “owned and controlled” entity in terms of Consolidated FDI Policy and FEMA. Our Company is engaged in the “single brand product retail trading”, “manufacturing” and “cash and carry wholesale trading sectors”. For details, see “*Restriction of Foreign Ownership of Indian Securities*” on page 620.

Pursuant to the Consolidated FDI Policy and FEMA Rules, up to 51% foreign investment (for single brand product retailing not satisfying the relevant conditions) and up to 100% foreign investment (for manufacturing and cash and carry wholesale trading) is permitted without prior regulatory approval, subject to the satisfaction of certain conditions.

However, some of our Subsidiaries, such as Digital Age and Merhaki, are engaged in the “multi brand product retail trading” sector, which is subject to certain additional restrictions of foreign investment. These include, among others, a cap on foreign investment of up to 51% of the equity share capital, under the government approval route. Accordingly, our Company is required under the FEMA Rules to be Indian “owned and controlled” and among other restrictions, the total foreign investment in our Company shall, at all times, be up to 49.50% of the total shareholding and voting rights of our Company post listing of Equity Shares of our Company, in order to ensure our downstream investments are in compliance with FEMA Rules. Our Shareholders, pursuant to their resolutions, dated April 25, 2022 have approved that the total foreign investment in our Company shall, at all times be up to 49.50% of the total shareholding and voting rights of our Company post listing of Equity Shares of our Company. Also see “*History and Certain Corporate Matters – Summary of key agreements and shareholders’ agreements – Agreement dated December 26, 2023 entered into among our Company and SVF Frog (Cayman) Ltd, Apricot, Valiant, Think India and TIMF (such Shareholders collectively, the “Identified Shareholders” and such agreement, the “Inter-se Agreement”)*” on page 324.

Further, in accordance with the Operational Guidelines for Foreign Portfolio Investors and Designated Depository Participants which were issued by SEBI in November 2019, a red flag is activated whenever the foreign investment is 3% or less than 3% of the aggregate NRI or FPI limits or the sectoral cap. Further, once the aggregate NRI or FPI investment limits or the sectoral cap for a given company have been breached, the depositories are required to inform the Stock Exchanges about the breach. The Stock Exchanges are required to issue the necessary circulars or public notifications on their respective websites and halt all further purchases by: (i) FPIs, if the aggregate FPI limit is breached (ii) NRIs, if the aggregate NRI limit is breached; (iii) all foreign investors, if the sectoral cap is breached. Additionally, in the event of a breach of the sectoral cap or aggregate FPI limit or aggregate NRI limit, the foreign investors are required to divest their excess holding within five trading days from the date of settlement of the trades, by selling shares only to domestic investors. For further details in relation to restriction on foreign investment in India, see “*Restriction of Foreign Ownership of Indian Securities*” on page 620.

Such regulatory restrictions may limit our financing sources for ongoing expansion plans and other strategic transactions, as well as the ability of foreign investors to acquire Equity Shares in our Company. To that extent, limitations on foreign equity raising may have a material adverse effect on our business and the trading price of our Equity Shares.

50. There have been certain instances of delays in payment of statutory dues by our Company. Any further delays in payment of statutory dues may attract financial penalties and may adversely affect our business, financial condition and results of operations.

Set forth below are details of statutory dues paid by our Company in India for the periods indicated.

Particulars	Financial Year					
	2024		2023		2022	
	Number of Employees	Amount (₹ in millions)	Number of Employees	Amount (₹ in millions)	Number of Employees	Amount (₹ in millions)
Employee provident fund (includes employer's and employees' contribution)	4,975	150.83	4,573	130.73	3,440	100.63
Employee state insurance corporation contribution (includes employer's and employees' contribution)	1,979	8.95	1,608	6.54	892	3.53
Professional tax	4,071	6.46	3,919	6.23	3,062	5.04
Labour welfare fund	3,736	0.50	3,599	0.34	2,779	0.26
Tax deducted at source*	N/A	406.30	N/A	437.16	N/A	4,915.87
GST output liability paid	N/A	2,483.19	N/A	2,908.17	N/A	1,890.94
Income tax	N/A	Nil	N/A	Nil	N/A	Nil

*Includes tax deducted at source on perquisites and taxes on stock options exercised by employees.

Further, the table below sets out details of amounts in respect of which there were delays in payments of statutory dues by us for the aforesaid periods:

Particulars	For the year ended March 31,		
	2024	2023	2022
	(₹ in millions)		
Employee provident fund	0.08	0.10	0.09
Professional tax	0.64	0.23	0.00
Labour welfare fund	0.21	0.08	0.07

These delays were primarily due to technical issues and administrative errors, amongst others. We were required to pay fines and penalties of ₹0.18 million, in aggregate, in respect of such delays. Any future delays in payments of statutory dues could attract financial penalties from government authorities, which could adversely affect our reputation, business and financial condition.'

51. Complaints by third parties may adversely affect our reputation and business.

SEBI had received an email alleging, inter alia, that we had defrauded certain franchise owners by terminating our agreements with them resulting in the loss of their investments in establishing stores. The complaint further alleged that we had defrauded GST payments. We have responded to this complaint clarifying that: (i) we enter into standardized franchisee agreements under which capital expenditure and operating expenditure are required to be borne by the franchisees; (ii) the franchisee agreements clearly set out the amount of initial investment, other one-time charges and recurring costs required to be borne by the franchisee; (iii) both parties are typically permitted to terminate the agreement any time during the tenure of the agreement by giving a notice of two months in writing; and (iv) we may periodically close modern stores for various reasons including when modern stores are not adhering to internal standards and business plans, or if a franchisee is unable to renew the lease agreements on terms favorable to us. Further, we denied the complainant's allegations in relation to GST payments. We have not received any further communication from the complainant. We cannot assure you that other third-parties will not file similar complaints with the SEBI or other statutory authorities, and such complaints may adversely affect our reputation and business.

52. *The seasonality of our business affects our quarterly results of operations and places an increased strain on our operations.*

We have historically experienced seasonal fluctuations in our sales, with higher sales volumes in the second and third quarters of our financial year. We expect to continue to experience seasonal trends in our business, making results of operations variable from quarter to quarter. This variability can make it difficult to predict sales and can result in fluctuations in our income and financial condition between periods.

Any failure by the brand relationships, manufacturers or by us, to forecast demand accurately, including failing to stock or restock popular products in sufficient quantity, failing to develop sufficient fulfillment and delivery capacity to meet customer demand during periods of seasonal or peak demand, or overstocking products, leading to excessive inventory that could result in obsolescence, and could adversely affect our results of operations.

We may also experience an increase in our fulfillment and logistics costs due to split-shipments, air-shipments, changes to our fulfillment and logistics network, and other arrangements necessary to ensure timely delivery during times of high order volume. In addition, during times of increased seasonal or peak demand, it is possible that too many customers may attempt to access our mobile app or website within a short period of time, which may cause us to experience system interruptions that result in our mobile app or website temporarily being unavailable or prevent us from efficiently fulfilling orders. In addition, we may be unable to adequately staff our fulfillment and delivery network, including our customer service centers, during these peak periods, which may impact our ability to satisfy seasonal or peak demand.

53. *Health epidemics, such as the COVID-19 pandemic, have had, and could in the future have, an adverse effect on our business and results of operations, and the markets in which we and our customers, brand relationships, manufacturers and advertisers are present in.*

Our business and results of operations could be adversely affected by health epidemics, such as the COVID-19 pandemic, that affect the markets and communities in which we and our customers, suppliers, vendors, manufacturers, and advertisers operate.

Any lockdowns and curfews imposed by governments in India in response to such epidemics may negatively impact India's business and economic outlook as well as our business operations, as delivery of non-essential items could be intermittently restricted in several areas of India. These restrictions could also adversely affect certain of our brand relationships, manufacturers, vendors, and advertisers, which may experience downturns or uncertainty in their own business and operations, including closure of their operations temporarily, and in some cases permanently, which in turn may result in decreased income for us. For example, due to the travel restrictions imposed as a result of COVID-19, we had to delay our plans for international expansion in the KSA. Further, due to the impact of the COVID-19 pandemic, our supply chains with contract manufacturers were affected due to the restrictions imposed in China, and our ability to source raw materials from vendors outside India were temporarily affected. Our business and results of operations also depend on the ability and willingness of customers to visit our modern stores. Set forth below is our GMV from offline channels in India for the Financial Years 2024, 2023 and 2022:

Particulars	For the year ended March 31,		
	2024	2023	2022
	<i>(₹ in millions, unless otherwise specified)</i>		
GMV from offline channel	17,511.19	14,450.04	9,647.90
GMV from offline channel (% of total GMV in India)	23.09%	22.64%	18.42%

Government measures related to the COVID-19 pandemic also included restrictions on travel and advising or requiring individuals to limit their time and movement outside of their homes, which resulted in a decrease in the number of customers visiting our modern stores. Further, restrictions in relation to these epidemics could affect the sales levels of our modern stores, including increases in costs incurred to comply with evolving regulations such as sanitization measures, and others, and thus could adversely affect our business and results of operations. We experienced lower Transactions and

GMV in the first quarter of Financial Year 2022 primarily due to the lockdown restrictions imposed during the first wave of the COVID-19 pandemic in India.

54. *We may be accused of infringing or misappropriating intellectual property rights or confidential know how of third parties.*

We have received in the past, and may receive in the future, complaints alleging that certain items, including in connection with our own brands, listed or sold on our mobile app or website infringe upon the intellectual property rights of third parties, which could lead to actual disputes and lawsuits relating to intellectual property infringement.

Besides product design and product packaging infringement, we may also be accused of trademark infringement for our marketing content. We upload brand relationship and manufacturer content on our platform, mobile application and website, while in the case of the FirstCry Parenting community, content, including marketing content, is uploaded directly by customers and influencers. In particular, our mobile app and FirstCry Parenting community features a vast amount of detailed and engaging content. However, such content or comments posted on our mobile app and website may expose us to allegations by third parties of infringement of intellectual property rights, unfair competition, invasion of privacy, defamation and other violations of third-party rights.

Any intellectual property litigation or investigations to which we might become a party, or for which we are required to provide indemnification, may require us to, among other things, (i) cease selling certain products, (ii) make payments for legal fees, settlement payments, or other costs or damages, (iii) change our processes or technology, obtain license(s), which may not be available on reasonable terms or at all, to use the relevant technology or process, or (iv) redesign the allegedly infringing processes to avoid infringement, misappropriation or violation.

We cannot predict whether any such assertions or claims arising from such assertions will harm our business and results of operations, whether or not they are successful. Further, we may be held liable for information or content displayed on to our platforms. If we are forced to defend against any infringement or other claims relating to the trademarks, copyright, confidential know how, trade secrets or other intellectual property rights of third parties, whether they are with or without merit or are determined in our favor, we may face costly litigation or diversion of technical and management personnel.

55. *If we are subject to any fraud, theft, or embezzlement by our employees, contractors or dealers, it could adversely affect our reputation, results of operations and financial condition.*

Our business and the industry we operate in is subject to incidents of vendor, contractor, delivery partner, or employee fraud, theft, or embezzlement. While there have not been any material instances of pilferage of products or any other fraud, theft or embezzlement, we cannot assure you that this will not occur in the future. Although we have set up various security measures such as deployment of security guards, CCTV surveillance and operational processes such as periodic stock by a third party taking and have obtained relevant insurance in relation to the same, and are also entitled to recover shortages from our employees, there can be no assurance that we will not experience any fraud, theft, employee negligence, loss in transit or similar incidents in the future or be able to successfully claim under such insurance policies on the occurrence of any such events, which could adversely affect our reputation, results of operations and financial condition.

56. *Our online marketing listings or reviews may constitute internet advertisement, which subjects us to laws, rules and regulations applicable to advertising. The costs associated with complying with these laws, rules and regulations, including any penalties or fines, could have an adverse effect on our business, results of operations, financial condition and cash flows.*

Indian and international advertising laws, rules and regulations require advertisers, advertising operators and advertising distributors to ensure that the content of the advertisements they prepare or distribute is fair and accurate, is not false or misleading and is in compliance with applicable law. For example, the Advertising Standards Council of India (“ASCI”) has issued guidelines for digital marketing by influencers. Violation of these laws, rules or regulations may result in, among other things, penalties or fines for issuing misleading advertisements, including fines, confiscation of

advertising costs, orders to cease dissemination of the advertisements and orders to issue a corrective advertisement to neutralize the effect of a misleading advertisement. Complying with these requirements and any penalties or fines for any failure to comply may increase our costs and could have an adverse effect on our business and results of operations.

In addition, for advertising content related to specific types of products and services, advertisers, advertising operators and advertising distributors must confirm that the advertisers have obtained the requisite government approvals, including the advertiser's operating qualifications, proof of quality inspection of the advertised products and services, and, with respect to certain industries, government approval of the content of the advertisement and filing with the local authorities. We must also ensure we have obtained the requisite rights of use or reuse of certain video or audio content in accordance with our contractual obligations, which have to be continuously renewed and monitored, as any failures to do so may lead to infringement of intellectual property rights such as copyrights. Pursuant to the internet laws in India, we are required to take steps to moderate the content displayed on our parenting community platform, such as reviews and images posted by experts, customers or influencers. This requires considerable resources and time, and could affect the operation of our business, while at the same time also exposing us to increased liability under the relevant laws, rules and regulations. The costs associated with complying with these laws, rules and regulations, including any penalties or fines, could have an adverse effect on our business, results of operations, financial condition and cash flows.

57. *We do not have full control over the quality of the products and brands sold on our multi-channel retailing platform, and may be subject to legal liabilities and reputational harm as a result of product defects, poor quality control or authenticity issues.*

Although we strive to ensure quality in the products offered on our multi-channel retailing platform, we do not have full control over the quality of products that customers receive from ordering on our platform or purchasing from our modern stores. Although we perform quality checks on the products we sell on our multi-channel retailing platform, we cannot guarantee the consistency of the quality for customers. Accordingly, we may be subject to claims under consumer protection laws, health and safety claims, product liability claims or other legal liabilities if property or people are harmed by the products and services offered through our multi-channel retailing platform. Additionally, customer complaints, if made public, may harm our brand (including our home brands) and reputation, which can have an adverse effect on our business and results of operations. While we have not faced any such instances that materially affected our operations during the Financial Years 2024, 2023 and 2022, any such occurrences in the future may adversely affect our business and results of operations.

58. *Failure to deal effectively with fraudulent activities on our mobile app or website would increase our fraud losses and harm our business and could severely diminish vendor and customer confidence in and use of our services.*

We face risks with respect to fraudulent activities on our mobile app or website and periodically receive complaints from customers who assert they have not received the goods they purchased, that goods they received were fraudulent or that they were contacted by fraudsters to make payments for free gifts, from vendors who may not have received payment for goods that were purchased, or from manufacturers or others who assert that their intellectual property is being infringed.

Although we have implemented measures to detect and reduce the occurrence of fraudulent activities, scams, combat bad customer experiences, and increase customer satisfaction, including encouraging reporting of concerns, gating and monitoring higher-risk activities, evaluating vendors on the basis of their transaction history, and making police complaints against unknown fraudsters, we cannot assure you that these measures will be effective in combating fraudulent transactions or improving overall satisfaction among vendors and customers. We will need to evolve to combat fraudulent activities as they develop. Any failure to evolve could result in increases in our fraud losses, harm our business, and could diminish vendor and customer trust. At the same time, the implementation of additional measures to address fraud could negatively affect the attractiveness of our offerings to customers, or create friction in our customers' experience or increase our costs. We have not faced any material instances of fraud during the Financial Years 2024, 2023 and 2022.

59. *We are subject to payment-related risks, including risks associated with cash on delivery, logistics costs incurred by us on sales returns, and payment processing risks.*

We accept payments across our multi-channel retailing platform using a variety of methods, including credit and debit cards, digital wallets, UPI, money transfers, net banking, cash and cash on delivery. As a result, we are subject to the risk that cash collected from customers may be misappropriated or that a customer may not plan appropriately for payment and the purchase will have to be returned. Returned purchases do not contribute to our total income and we absorb the costs of return shipping fees, which would increase our operating costs and adversely affect our business, financial condition, cash flows and results of operations. The table below sets forth the logistics costs incurred by us on sales returns from FirstCry platform in India for the periods indicated:

Particulars	For the year ended March 31, 2024		For the year ended March 31, 2023		For the year ended March 31, 2022	
	Percentage of revenue from operations		Percentage of revenue from operations		Percentage of revenue from operations	
	Amount (₹ in millions)	(%)	Amount (₹ in millions)	(%)	Amount (₹ in millions)	(%)
Logistics costs on sales returns from FirstCry platform in India	267.36	0.41%	271.10	0.48%	255.96	1.07%

While we have not faced any material instances in the past, we are subject to the risk of fraudulent activity associated with cash on delivery, such as payment of purchases with counterfeit currency or fake identity. For certain payment methods, including credit and debit cards, we pay certain percentage of fees to the payment aggregators. These fees may increase over time, which would increase our operating costs and adversely affect our results of operations. We use several third parties and payment gateways to provide payment processing services, including the processing of credit and debit cards, among others. Our business may be disrupted for an extended period of time if any of these companies becomes unwilling or unable to provide these services to us.

The payment card networks could adopt new operating rules or interpret or re-interpret existing rules, as revised by regulatory bodies such as RBI from time to time, in ways that might prohibit us from providing certain services to some customers, be costly to implement, or difficult to follow. If we fail to comply with these rules or requirements on service providers including in connection with nodal accounts, we may be subject to fines or indemnities or higher transaction fees or lose our ability to accept credit and debit card payments from customers or facilitate other types of online payments, and our business could be harmed. If any of these events were to occur, our business, results of operations, financial condition and cash flows could be adversely affected.

60. High volumes of merchandise returns or interruptions in our shipping operations could negatively impact our business and results of operations.

The cost of merchandise returns in a direct-to-customer business is mainly absorbed by the business. This includes cost of delivery, freight and risk of fraud returns that may lead to additional cost and risk exposure with the product sold. In some cases, where the product is a home brand and the returned inventory is not suitable for resale, our overall margins may be further impacted. The table below sets forth the number of orders cancelled and products returned on our FirstCry platform during the Financial Years 2024, 2023 and 2022:

Particulars	For the year ended March 31,		
	2024	2023	2022
Number of orders cancelled	1,581,389	1,443,131	988,196
Number of products returned	10,730,151	9,645,988	8,655,262
Total GMV (₹ in million)	91,211.28	72,576.34	57,994.63
GMV for products returned / orders cancelled during the year (₹ in million)	11,329.66	9,189.65	7,019.28
GMV post returns / orders cancelled (₹ in million)	79,881.61	63,386.69	50,975.35

Furthermore, any changes in our shipping arrangements for reverse logistics or any interruptions in shipping could adversely affect our business and results of operations. Further, we cannot assure you

that our rate or number of order cancellations or product returns will not increase. Substantial increases in the rate of such cancellations and returns, including added logistics and other operational expenses, may adversely affect our business, financial condition and results of operations.

61. *We do not have insurance policies to cover all possible events, including certain key insurance policies, and our current insurance policies may be insufficient to cover all future costs and losses the incurrence or magnitude of which are unforeseen or unpredictable and could result in an adverse effect on our business and results of operations.*

Our Company has obtained insurance to cover certain potential risks and liabilities, such as group personal accident insurance policy, group mediclaim policy, directors and officers liability insurance policy, commercial general liability policy, business commercial insurance policy (covering risks such as moveable property damage due to fire, burglary, breakdown, etc.), and product liability policy. We do not have insurance policies to cover all possible events. For details, see “*Our Business – Insurance*” on page 301.

Insurance companies in India offer limited business insurance products and as a result, we may not be able to acquire any insurance for certain types of risks such as business liability or service disruption insurance for our operations, and our coverage may not be adequate to compensate for all losses that may occur, particularly with respect to loss of business or operations. Should the aforementioned risks actualise, our business and results of operations may be adversely affected as we are uninsured for losses related to business interruptions that do not involve property damage. For instance, on April 27, 2024 there was a fire at one of Frootle India’s warehouses in Bhiwandi, Maharashtra. At the date of the incident, there was inventory of ₹419.08 million in approximate value at the warehouse (including the value of unutilized GST input tax credit amounting to ₹ 73.47 million). We have filed a provisional insurance claim for the loss. In another instance, on May 20, 2024 there was a fire at our Company’s warehouse in West Bengal. The tentative loss and damage to property and goods amounted to ₹1,014.32 million. The property and goods were insured, and we have filed an insurance claim for the loss. We also cannot assure you that our insurance coverage is sufficient to cover any other losses or that we will be able to successfully claim for losses under our insurance policies on a timely basis, or at all.

Although our claims have not exceeded our insurance coverage in the past, we cannot assure you that this will not occur in the future. As of March 31, 2024, our total insurance coverage amounted to 89.90% of our total assets. Our insurance coverage in the past three Financial Years covered our property, plant and equipment, inventory, and cash in hand. If we incur any loss that is not covered by our insurance policies, or the compensated amount is significantly less than our actual loss or our claims are rejected for any reason, our business and results of operations could be adversely affected.

62. *We have contingent liabilities and our financial condition could be adversely affected if any of these contingent liabilities materialize.*

As at March 31, 2024, we had contingent liabilities amounting to ₹53.98 million, relating to indirect tax matters and other legal matters. We cannot assure you that we will not incur similar or increased levels of contingent liabilities in the future. If any of these contingent liabilities materialize, our financial condition and results of operation may be adversely affected. For further details on our contingent liabilities, see also “*Financial Statements*” on page 370.

63. *The auditor’s report on our financial statements contains certain remarks.*

The auditor’s reports on our financial statements for the Financial Year 2024 as well as the financial statements of five Subsidiaries and five step-down Subsidiaries contain certain qualifications which do not require adjustments in the Restated Consolidated Financial Statements, including in relation to:

- audit trails (edit logs) not being enabled in the accounting softwares used for maintaining books of accounts and payroll management softwares for a part of the Financial Year; and
- use of accounting software which does not have the feature of recording audit trail (edit log) facility for maintaining books of accounts.

For further information, including on adverse remarks, matters of emphasis and other observations on the financial statements for the Financial Years 2024, 2023 and 2022, see “*Restated Consolidated Financial Statements*” beginning on page 370. Such observations did not require any corrective adjustment in the Restated Consolidated Financial Statements. We cannot assure you that our audit reports for any future periods will not contain qualifications, emphasis of matters or other observations which affect our results of operations in such future periods.

64. *Certain sections of this Red Herring Prospectus contain information from the RedSeer Report which has been prepared exclusively for the Offer and exclusively commissioned and paid for by us. There can be no assurance that such report is complete, and any reliance on such information for making an investment decision in the Offer is subject to inherent risks.*

Pursuant to being engaged by us, RedSeer prepared a report titled “*Childcare Market in India*” dated July 11, 2024. A copy of the RedSeer Report is available on the website of our Company at <https://www.firstcry.com/investor-relations/material-documents/>. Certain sections of this Red Herring Prospectus include information based on, or derived from, the RedSeer Report or extracts of the RedSeer Report. We commissioned and paid RedSeer for this report for the purpose of confirming our understanding of the industry in connection with the Offer. We commissioned RedSeer as no report is publicly available which provides a comprehensive industry analysis, particularly for our Company’s services, that may be similar to the RedSeer Report that we commissioned. All such information in this Red Herring Prospectus indicates the RedSeer Report as its source. Accordingly, any information in this Red Herring Prospectus derived from, or based on, the RedSeer Report should be read taking into consideration the foregoing.

Industry sources and publications are also prepared based on information as at specific dates and may no longer be current or reflect current trends. Industry sources and publications may also base their information on estimates, projections, forecasts and assumptions that may prove to be incorrect. Industry sources do not guarantee the accuracy, adequacy or completeness of the data, and there are no standard data gathering methodologies in the industry in which we conduct our business, and methodologies and assumptions may vary widely among different industry sources. The RedSeer Report, which has been exclusively commissioned and paid for by us in connection with the Offer, is not a recommendation to invest or disinvest in any company covered in the RedSeer Report. Accordingly, prospective investors should not place undue reliance on, or base their investment decision solely on this information.

Investors should consult their own advisors and undertake an independent assessment of information in this Red Herring Prospectus in connection with the Offer before making any investment decision regarding the Offer. See “*Industry Overview*” on page 243. For the disclaimers associated with the RedSeer Report, which has been exclusively commissioned and paid for by us in connection with the Offer, see “*Certain Conventions, Presentation of Financial, Industry and Market Data and Currency of Presentation – Disclaimer of RedSeer*” on page 20.

65. *Certain of our Directors, Key Managerial Personnel and Senior Management are interested in us in addition to their normal remuneration or benefits and reimbursement of expenses incurred.*

Certain of our Directors and their relatives are interested in our Company to the extent of their shareholding, the entities in which they are interested, trusts in which they are interested as trustees or beneficiaries, and the dividends payable to them, if any, and other distributions in addition to regular remuneration or benefits and reimbursement of expenses received by them in their capacity as our Directors, Key Managerial Personnel and Senior Management, as applicable. For further details, see “*Capital Structure*”, “*Our Management*”, and “*Summary of the Offer Document – Summary of Related Party Transactions*” on pages 159, 350 and 32, respectively.

Further, our Directors, Key Managerial Personnel and Senior Management may be regarded as interested to the extent of, among other things, sitting fees and perquisites including employee stock options granted by our Company and which may be granted to them from time to time pursuant to the Employee Stock Option Plans, as applicable, for which they may be entitled to as part of their services rendered to us as an officer or an employee. We cannot assure you that our Directors, Key Managerial Personnel and Senior Management, if they are also our Shareholders, will exercise their rights as shareholders to the benefit and best interest of our Company.

External Risk Factors

Risks related to India

66. *Our business could be affected and disrupted by other kinds of catastrophic occurrences and similar events.*

Natural disasters (such as cyclones, flooding and earthquakes), epidemics, pandemics, acts of war, civil unrest, terrorist attacks and other events, many of which are beyond our control, may lead to economic instability, including in India or globally, which may in turn adversely affect our business, financial condition, cash flow and results of operations.

Our operations may be adversely affected by fires, floods, natural disasters and severe weather, which can result in damage to our property or inventory or that of our customers and suppliers, and generally reduce our productivity and may require us to evacuate personnel and suspend operations. Any terrorist attacks or civil unrest as well as other adverse social, economic and political events in India could have a negative effect on us. Such incidents could also create a greater perception that investment in Indian companies involves a higher degree of risk and could have an adverse effect on our business and the price of the Equity Shares. For instance, on April 27, 2024 there was a fire at one of Frootle India's warehouse in Bhiwandi, Maharashtra and while the inventory was insured, Frootle India suffered loss and damage to its property and goods. Further, in April 2024, due to unseasonal rains and flooding in parts of the U.A.E, including Dubai, our operations in the U.A.E were severely impacted for a period of 10-12 days.

A number of countries in Asia, including India, as well as countries in other parts of the world, are susceptible to contagious diseases and, for example, have had confirmed cases of diseases such as the highly pathogenic H7N9, H5N1 and H1N1 strains of influenza in birds and swine and more recently, the COVID-19 virus. Certain countries in Southeast Asia have reported cases of bird-to-human transmission of avian and swine influenza, resulting in numerous human deaths. A worsening of any current outbreaks or future outbreaks of avian or swine influenza or a similar contagious disease could adversely affect the Indian, Asian or Global economy and economic activity and in turn have an adverse effect on our business and the trading price of the Equity Shares.

67. *A downgrade in ratings of India, may affect the trading price of the Equity Shares.*

India's sovereign debt rating could be downgraded due to several factors, including changes in tax or fiscal policy or a decline in India's foreign exchange reserves, all which are beyond our control. Our borrowing costs and our access to the debt capital markets depend significantly on the sovereign credit ratings of India. Any adverse revisions to India's credit ratings for domestic and overseas debt by international rating agencies and, the interest rates and other commercial terms at which such additional financing is available may adversely impact our ability to raise additional external financing. This could have an adverse effect on our business and future financial performance, our ability to obtain financing for capital expenditures and the trading price of the Equity Shares.

68. *We face foreign exchange risks that could adversely affect our results of operations.*

We are exposed to foreign exchange risks, since some of our business is dependent on imports entailing foreign exchange transactions, and for our overseas business in UAE, China and the KSA, in currencies including the Indian Rupee, U.S. Dollar, Dirham, Yuan and SAR. In addition, some of our future capital and other expenditures may be denominated in foreign currencies. Although we closely follow our exposure to foreign currencies, and have a natural hedge through our export realisations, we do not have a policy for hedging our foreign currency payables, thus, we do not have an adequate framework to protect us against incurring potential losses if currencies fluctuate significantly. In addition, as we expand geographically, we may experience economic loss and a negative impact on our results of operations as a result of foreign currency exchange rate fluctuations. In the future, we may utilize derivative instruments to manage the risk of fluctuations in foreign currency exchange rates that could potentially impact our future earnings and forecasted cash flows. Any changes in foreign currency rates could adversely affect our results of operations.

69. A substantial portion of our business and operations are located in India and as such, we are subject to regulatory, economic, social and political uncertainties in India, many of which are beyond or control.

A substantial portion of our business and operations and our personnel are located in India, and we intend to continue to develop and expand our business within India. Consequently, our financial performance and the market price of our Equity Shares will be affected by interest rates, government policies, taxation, social and ethnic instability and other political and economic developments affecting India.

Our business and results of operations depend on a number of general macroeconomic and demographic factors in India which are beyond our control. In particular, our financial condition is strongly correlated to customer discretionary spending, which is influenced by general economic conditions, unemployment levels, the availability of discretionary income and customer confidence. Recessionary economic cycles, a protracted economic slowdown, a worsening economy, increased unemployment, increased energy prices, rising interest rates or other industry-wide cost pressures could also affect customer behavior and spending for our products and lead to a decline in our sales and earnings. Political instability could also delay the reform of the Indian economy and could have an adverse effect on the market. Any slowdown or perceived slowdown in the Indian economy, or in specific sectors of the Indian economy, could adversely impact our business, results of operations, financial condition, cash flows and prospects.

Factors that may adversely affect the Indian economy, and hence our results of operations and cash flows, may include:

- the macroeconomic climate, including any increase in Indian interest rates or inflation;
- any exchange rate fluctuations, the imposition of currency controls and restrictions on the right to convert or repatriate currency or export assets;
- epidemic, pandemic (including the recent COVID-19 pandemic) or any other public health in India or in countries in the region or globally, including in India's various neighboring and key trading countries;
- volatility in, and actual or perceived trends in trading activity on, India's principal stock exchanges;
- changes in India's tax, trade, fiscal or monetary policies;
- political instability, terrorism or military conflict in India or in countries in the region or globally, including in India's various neighbouring countries;
- occurrence of natural or man-made disasters;
- downgrading of India's sovereign debt rating by rating agencies; and
- being subject to the jurisdiction of foreign courts, including uncertainty of judicial processes and difficulty enforcing contractual agreements or judgments in foreign legal systems or incurring additional costs to do so.

Any slowdown or perceived slowdown in the Indian economy, or in specific sectors of the Indian economy, could adversely affect our business, results of operations, cash flows and financial condition and the price of the Equity Shares.

70. Financial instability in other countries may cause increased volatility in Indian financial markets.

The Indian market and the Indian economy are influenced by economic and market conditions in other countries, including conditions in the United States, Europe and certain economies in Asia. Financial turmoil in foreign countries in recent years has adversely affected the Indian economy. Any worldwide financial instability may cause increased volatility in the Indian financial markets and, directly or indirectly, adversely affect the Indian economy and financial sector and us.

Although economic conditions vary across markets, loss of investor confidence in one emerging economy may cause increased volatility across other economies, including India. Financial instability in other parts of the world could have a global influence and thereby negatively affect the Indian economy. Financial disruptions could adversely affect our business, prospects, financial condition, results of operations and cash flows.

Furthermore, economic developments globally can have a significant impact on India. Concerns related to a trade war between large economies or significant changes in crude prices may lead to increased risk aversion and volatility in global capital markets and consequently have an impact on the Indian economy.

In addition, China is one of India's major trading partners and there are rising concerns of a possible slowdown in the Chinese economy as well as a strained relationship with India, which could have an adverse impact on the trade relations between the two countries. The sovereign rating downgrades for Brazil and Russia (and the imposition of sanctions on Russia) have also added to the growth risks for these markets. These factors may also result in a slowdown in India's export growth. In response to such developments, legislators and financial regulators in the United States and other jurisdictions, including India, implemented a number of policy measures designed to add stability to the financial markets. However, the overall long-term effect of these and other legislative and regulatory efforts on the global financial markets is uncertain, and they may not have the intended stabilizing effects. Any significant financial disruption could have an adverse effect on our business, financial condition, cash flows and results of operation.

These developments, or the perception that any of them could occur, have had and may continue to have an adverse effect on global economic conditions and the stability of global financial markets, and may significantly reduce global market liquidity, restrict the ability of key market participants to operate in certain financial markets or restrict our access to capital. This could have an adverse effect on our business, financial condition, cash flows and results of operations and reduce the price of our Equity Shares.

71. *If inflation rises in India, increased costs may result in a decline in our financial condition.*

Inflation rates in India have been volatile in recent years, and such volatility may continue. Increasing inflation in India could cause a rise in the costs of rent, wages, raw materials and other expenses. If we are unable to increase our revenues sufficiently to offset our increased costs due to inflation, it could have an adverse effect on our business, prospects, financial condition, results of operations and cash flows.

72. *Significant differences exist between the Indian Accounting Standards (Ind AS) used to prepare our financial information and other accounting principles, such as the United States Generally Accepted Accounting Principles (U.S. GAAP) and the International Financial Reporting Standards (IFRS), which may affect investors' assessments of our Company's financial condition.*

Our Restated Consolidated Financial Statements included in this Red Herring Prospectus are prepared under Ind AS, which differs from accounting principles with which prospective investors may be familiar, such as Indian GAAP, IFRS and U.S. GAAP.

Accordingly, the degree to which the Restated Consolidated Financial Statements and financial information included in this Red Herring Prospectus, will provide meaningful information is entirely dependent on the reader's level of familiarity with Indian accounting practices. Persons not familiar with Indian accounting practices, Ind AS, the Companies Act and the SEBI ICDR Regulations should limit their reliance on the financial disclosures presented in this Red Herring Prospectus.

73. *Our business and activities may be regulated by the Competition Act, 2002 ("Competition Act") and proceedings may be enforced against us.*

The Competition Act seeks to prevent business practices that have an appreciable adverse effect on competition in the relevant market in India. Under the Competition Act, any arrangement, understanding or action in concert between enterprises, whether formal or informal, which causes or is likely to cause an appreciable adverse effect on competition in India is void and attracts substantial monetary penalties. Further, any agreement among competitors which directly or indirectly involves

the determination of purchase or sale prices, limits or controls production, supply, markets, technical development, investment or provision of services, shares the market or source of production or provision of services in any manner by way of allocation of geographical area, type of goods or services or number of customers in the relevant market or in any other similar way or directly or indirectly results in bid-rigging or collusive bidding is presumed to have an appreciable adverse effect on competition.

The Competition Act also prohibits abuse of a dominant position by any enterprise. If it is proved that the contravention committed by a company took place with the consent or connivance or is attributable to any neglect on the part of, any director, manager, secretary or other officer of such company, that person shall be also guilty of the contravention and may be punished.

The Competition Act aims to, among other things, prohibit all agreements and transactions, including agreements between vertical trading partners, i.e., entities at different stages or levels of the production chain in different markets, which may have an appreciable adverse effect on competition in India. Consequently, all agreements entered into by us could be within the purview of the Competition Act. Further, the CCI has extra-territorial powers and can investigate any agreements, abusive conduct or combination occurring outside of India if such agreement, conduct or combination has an appreciable adverse effect on competition in India. However, the effect of the provisions of the Competition Act on the agreements entered into by us cannot be predicted with certainty at this stage. We may also be subject to queries from the CCI pursuant to complaints by customers or any third persons, which could be made without any or adequate basis given our market presence.

Risks related to the Offer

74. Subsequent to the listing of the Equity Shares, we may be subject to surveillance measures, such as the Additional Surveillance Measures and the Graded Surveillance Measures by the Stock Exchanges in order to enhance the integrity of the market and safeguard the interest of investors.

Subsequent to the listing of the Equity Shares, we may be subject to Additional Surveillance Measures (“ASM”) and Graded Surveillance Measures (“GSM”) by the Stock Exchanges. These measures are in place to enhance the integrity of the market and safeguard the interest of investors. The criteria for shortlisting any security trading on the Stock Exchanges for ASM is based on objective criteria, which includes market based parameters such as high low price variation, concentration of client accounts, close to close price variation, market capitalization, average daily trading volume and its change, and average delivery percentage, among others. Securities are subject to GSM when its price is not commensurate with the financial health and fundamentals of the issuer. Specific parameters for GSM include net worth, net fixed assets, price to earning ratio, market capitalization and price to book value, among others. Factors within and beyond our control may lead to our securities being subject to GSM or ASM. In the event our Equity Shares are subject to such surveillance measures implemented by any of the Stock Exchanges, we may be subject to certain additional restrictions in connection with trading of our Equity Shares such as limiting trading frequency (for example, trading either allowed once in a week or a month) or freezing of price on upper side of trading which may have an adverse effect on the market price of our Equity Shares or may in general cause disruptions in the development of an active trading market for our Equity Shares.

75. We cannot assure payment of dividends on the Equity Shares in the future.

The dividend distribution policy of our Company was approved and adopted by our Board pursuant to its resolution dated December 24, 2023. Our dividend distribution policy stipulates certain financial parameters and internal and external factors which will be considered before declaration of dividend by our Board. Such parameters and factors include, among others, profits earned during the financial year, retained earnings, expected future capital/liquidity requirements, political, tax and regulatory changes, if any, on distribution of dividends, capital expenditure requirements, capital market conditions and such other factors and or material events which our Board may consider.

Further, we have not declared dividends on the Equity Shares or Preference Shares for the period from March 31, 2024 until the date of this Red Herring Prospectus and the last three Financial Years. Our ability to pay dividends in the future will depend upon our future results of operations, financial condition, cash flows, sufficient profitability, working capital requirements and capital expenditure

requirements and other factors considered relevant by our directors and shareholders. Our ability to pay dividends may also be restricted under certain financing arrangements that we may enter into. We cannot assure you that we will be able to pay dividends on the Equity Shares at any point in the future. For further details pertaining to dividend declared by us in the past, see “*Dividend Policy*” on page 369.

76. *Our Equity Shares have never been publicly traded, and after the Offer, the Equity Shares may experience price and volume fluctuations, and an active trading market for the Equity Shares may not develop. The determination of the Price Band is based on various factors and assumptions. Accordingly, the Offer Price of the Equity Shares, market capitalization to revenue from operations and price to earnings ratio based on the Offer Price of our Company, may not be indicative of the market price of the Equity Shares after the Offer.*

Prior to the Offer, there has been no public market for the Equity Shares, and an active trading market on the Stock Exchanges may not develop or be sustained after the Offer. Listing and quotation does not guarantee that a market for Equity Shares will develop, or if developed, the liquidity of such market for the Equity Shares. Our market capitalisation to revenue from operations for Financial Year 2024 is [●] times, at the Offer Price. Our price to earnings ratio for Financial Year 2024 is [●] times at the Offer Price.

The determination of the Price Band is based on various factors and assumptions, and will be determined by us in consultation with the Book Running Lead Managers. The Offer Price of the Equity Shares is proposed to be determined by us in consultation with the Book Running Lead Managers, through a book-building process. The Price Band and Offer Price will be based on numerous factors, including factors as described under “*Basis for Offer Price*” on page 222. The Offer Price, multiples and ratios may not be indicative of the market price of the Equity Shares at the time of commencement of trading of the Equity Shares or at any time thereafter. Further, the current market price of some securities listed pursuant to certain previous issues managed by the Book Running Lead Managers is below their respective issue prices. For further details, see “*Other Regulatory and Statutory Disclosures — Price information of past issues handled by the BRLMs*” on page 585. The market price of our Equity Shares may be subject to significant fluctuations in response to, among other factors:

- results of operations that vary from the expectations of research analysts and investors;
- results of operations that vary from those of our competitors;
- changes in expectations as to our future financial performance, including financial estimates by research analysts and investors;
- conditions in financial markets, including those outside India;
- a change in research analysts’ recommendations;
- announcements by us or our competitors of new products, significant acquisitions, strategic alliances or joint operations;
- claims or proceedings by third parties or governmental entities of significant claims or proceedings against us;
- new laws and governmental regulations or changes in laws and governmental regulations applicable to our industry;
- developments relating to our peer companies;
- additions or departures of Key Managerial Personnel and Senior Management; and
- general economic and stock market conditions.

There has been significant volatility in the Indian stock markets in the recent past, and the market price of the Equity Shares may be subject to significant fluctuations in response to, among other factors,

variations in our operating results, market conditions specific to the industry we operate in, developments relating to India, volatility in securities markets in jurisdictions other than India, variations in the growth rate of financial indicators, variations in revenue or earnings estimates by research publications, and changes in economic, legal and other regulatory factors. Consequently, the price of our Equity Shares may be volatile, and you may be unable to resell your Equity Shares at or above the Offer Price, or at all. A decrease in the market price of our Equity Shares could cause investors to lose some or all of their investment.

77. *Investors may be subject to Indian taxes arising out of income arising on the sale of and dividend on the Equity Shares.*

Under current Indian tax laws, unless specifically exempted, capital gains arising from the sale of equity shares held as investments in an Indian company are generally taxable in India. Any capital gain realized on the sale of listed equity shares on a Stock Exchange held for more than 12 months immediately preceding the date of transfer will be subject to long term capital gains in India at the specified rates depending on certain factors, such as whether the sale is undertaken on or off the Stock Exchanges, the quantum of gains and any available treaty relief. Accordingly, you may be subject to payment of long-term capital gains tax in India, in addition to payment of Securities Transaction Tax (“STT”), on the sale of any Equity Shares held for more than 12 months immediately preceding the date of transfer. STT will be levied on and collected by a domestic stock exchange on which the Equity Shares are sold.

Further, any capital gains realized on the sale of listed equity shares held for a period of 12 months or less immediately preceding the date of transfer will be subject to short term capital gains tax in India. Further, withholding tax may be applicable on sale of shares by Non- Resident / FII under section 115E and 115AD.

No dividend distribution tax is required to be paid in respect of dividends declared, distributed or paid by a domestic company after March 31, 2020 and, accordingly, such dividends would not be exempt in the hands of the Shareholders both for residents as well as non-residents. Our Company may or may not grant the benefit of a tax treaty (where applicable) to a non-resident Shareholder for the purposes of deducting tax at source pursuant to any corporate action, including dividends.

Similarly, any business income realized from the transfer of Equity Shares held as trading assets is taxable at the applicable tax rates subject to any treaty relief, if applicable, to a non-resident seller. Additionally, in terms of the Finance Act, 2018, which has been notified on March 29, 2018 with effect from April 1, 2018, the tax payable by an assessee on the capital gains arising from transfer of long-term capital asset (introduced as section 112A of the Income Tax Act, 1961) shall be calculated on such long-term capital gains at the rate of 10.00%, where the long-term capital gains exceed ₹100,000, subject to certain exceptions in case of a resident individuals and HUF.

The Finance Act, 2022, among others, requires the taxpayers to explain sources of cash credits, extended the anti-tax avoidance provision to bonus stripping of securities and repeals the 15% concessional rate on foreign dividends. Further, the Government of India has recently announced the Union Budget for the Financial Year 2025 (“**Budget**”) and further notified the Finance Bill, 2024. Pursuant to the Budget, the Finance Bill, 2024, *inter alia*, proposes to amend the capital gains tax rates with effect from the date of announcement of the Budget. However, the Finance Bill, 2024 has not yet been enacted into law. Unfavorable changes in or interpretations of existing, or the promulgation of new, laws, rules and regulations including foreign investment and stamp duty laws governing our business and operations could result in us being deemed to be in contravention of such laws and may require us to apply for additional approvals.

78. *QIBs and Non-Institutional Investors are not permitted to withdraw or lower their Bids (in terms of quantity of Equity Shares or the Bid Amount) at any stage after submitting a Bid, and Retail Individual Investors are not permitted to withdraw their Bids after Bid/Offer Closing Date.*

Pursuant to the SEBI ICDR Regulations, QIBs and Non-Institutional Investors are required to pay the Bid Amount on submission of the Bid and are not permitted to withdraw or lower their Bids (in terms of quantity of Equity Shares or the Bid Amount) at any stage after submitting a Bid. Retail Individual Investors can revise their Bids during the Bid/Offer Period and withdraw their Bids until Bid/Offer

Closing Date. While we are required to complete all necessary formalities for listing and commencement of trading of the Equity Shares on all Stock Exchanges where such Equity Shares are proposed to be listed including Allotment pursuant to the Offer within three Working Days from the Bid/Offer Closing Date or within such time as may be prescribed, events affecting the Bidders' decision to invest in the Equity Shares, including material adverse changes in international or national monetary policy, financial, political or economic conditions, our business, results of operation or financial condition may arise between the date of submission of the Bid and Allotment. We may complete the Allotment of the Equity Shares even if such events occur, and such events limit the Bidders' ability to sell the Equity Shares Allotted pursuant to the Offer or cause the trading price of the Equity Shares to decline on listing.

79. *There is no guarantee that our Equity Shares will be listed on the BSE and NSE in a timely manner or at all.*

In accordance with Indian law and practice, permission for listing and trading of our Equity Shares will not be granted until after certain actions have been completed in relation to this Offer and until Allotment of Equity Shares pursuant to this Offer.

In accordance with current regulations and circulars issued by SEBI, our Equity Shares are required to be listed on the BSE and NSE within such time as mandated under the applicable laws including the UPI Circulars, subject to any change in the prescribed timeline in this regard. However, we cannot assure you that the trading in our Equity Shares will commence in a timely manner or at all. Any failure or delay in obtaining final listing and trading approvals may restrict your ability to dispose of your Equity Shares.

80. *Investors may have difficulty enforcing foreign judgments against us or our management.*

Our Company is a limited liability company incorporated under the laws of India. The majority of our Directors, Key Managerial Personnel and Senior Management are residents of India. A substantial portion of our assets and the assets of our Directors, Key Managerial Personnel and Senior Management resident in India are located in India. As a result, it may be difficult for investors to effect service of process upon us or such persons outside India or to enforce judgments obtained against us or such parties outside India.

Recognition and enforcement of foreign judgments is provided for under Section 13 of the Code of Civil Procedure, 1908 ("CPC"), on a statutory basis. Section 13 of the CPC provides that foreign judgments shall be conclusive regarding any matter directly adjudicated upon, except: (i) where the judgment has not been pronounced by a court of competent jurisdiction; (ii) where the judgment has not been given on the merits of the case; (iii) where it appears on the face of the proceedings that the judgment is founded on an incorrect view of international law or a refusal to recognize the law of India in cases to which such law is applicable; (iv) where the proceedings in which the judgment was obtained were opposed to natural justice; (v) where the judgment has been obtained by fraud; and (vi) where the judgment sustains a claim founded on a breach of any law then in force in India. Under the CPC, a court in India shall, upon the production of any document purporting to be a certified copy of a foreign judgment, presume that the judgment was pronounced by a court of competent jurisdiction, unless the contrary appears on record. However, under the CPC, such presumption may be displaced by proving that the court did not have jurisdiction.

India is not a party to the Convention on the Recognition and Enforcement of Foreign Judgments in Civil and Criminal matter but India is a party to bilateral treaties with reciprocating countries notified under CPC for recognition and enforcement of foreign judgment. Section 44A of the CPC provides that where a decree has been passed by a superior court, within the meaning of that Section, in any country or territory outside of India which the GoI has by notification declared to be in a reciprocating territory, it may be enforced in India by proceedings in execution as if the decree had been passed by the relevant court in India. However, Section 44A of the CPC is applicable only to monetary judgment or decrees not being of the same nature as amounts payable in respect of taxes, other charges of a like nature or of a fine or other penalties. Some jurisdictions including the United Kingdom, UAE, Republic of Singapore and Hong Kong have been declared by the GoI to be reciprocating countries for the purposes of Section 44A of the CPC.

The United States and India do not currently have a treaty providing for reciprocal recognition and enforcement of judgments, other than arbitration awards, in civil and commercial matters. Therefore, a final judgment for the payment of money rendered by any federal or state court in the United States on civil liability, whether or not predicated solely upon the federal securities laws of the United States, would not be enforceable in India. However, the party in whose favor such final judgment is rendered may bring a new suit in a competent court in India based on a final judgment that has been obtained in the United States. The suit must be brought in India within three years from the date of the judgment in the same manner as any other suit filed to enforce a civil liability in India.

Further, there may be considerable delays in the disposal of suits by Indian courts. It is unlikely that a court in India would award damages on the same basis as a foreign court if an action were brought in India. Furthermore, it is unlikely that an Indian court would enforce a foreign judgment if that court were of the view that the amount of damages awarded was excessive or inconsistent with public policy or Indian law. It is uncertain as to whether an Indian court would enforce foreign judgments that would contravene or violate Indian law. However, a party seeking to enforce a foreign judgment in India is required to obtain approval from the RBI under the FEMA to execute such a judgment or to repatriate any amount recovered.

81. *Holders of Equity Shares could be restricted in their ability to exercise pre-emptive rights under Indian law and could thereby suffer future dilution of their ownership position.*

Under the Companies Act 2013, a company having share capital and incorporated in India must offer holders of its Equity Shares pre-emptive rights to subscribe and pay for a proportionate number of Equity Shares to maintain their existing ownership percentages prior to the issuance of any new equity shares, unless the pre-emptive rights have been waived by the adoption of a special resolution by holders of three-fourths of the Equity Shares who have voted on such resolution.

However, if the laws of the jurisdiction that you are in does not permit the exercise of such pre-emptive rights without us filing an offering document or registration statement with the applicable authority in such jurisdiction, you will be unable to exercise such pre-emptive rights unless we make such a filing. We may elect not to file a registration statement in relation to pre-emptive rights otherwise available by Indian law to you. To the extent that you are unable to exercise pre-emptive rights granted in respect of the Equity Shares, you may suffer future dilution of your ownership position and your proportional interests in us would be reduced.

82. *Any future issuance of Equity Shares or convertible securities or other equity linked securities by us may dilute your shareholding and sales of the Equity Shares by our major shareholders may adversely affect the trading price of the Equity Shares.*

Any future equity issuances by us, including a primary offering, may lead to the dilution of investors' shareholdings in us. Any disposal of Equity Shares by our major shareholders or an issuance of Equity Shares to employees upon exercise of vested options held by them under the Employee Stock Option Plans or the perception that such issuance or sales may occur, including to comply with the minimum public shareholding norms applicable to listed companies in India may adversely affect the trading price of the Equity Shares, which may lead to other adverse consequences including difficulty in raising capital through offering of the Equity Shares or incurring additional debt. There can be no assurance that we will not issue further Equity Shares or that the shareholders will not dispose of the Equity Shares. Any future issuances could also dilute the value of your investment in the Equity Shares. In addition, any perception by investors that such issuances or sales might occur may also affect the market price of the Equity Shares.

83. *A third party could be prevented from acquiring control of our Company because of anti- takeover provisions under Indian law.*

There are provisions in Indian law that may delay, deter or prevent a future takeover or change in control of the Company, even if a change in control would result in the purchase of your Equity Shares at a premium to the market price or would otherwise be beneficial to you. Such provisions may discourage or prevent certain types of transactions involving actual or threatened change in control of our Company. Under the Takeover Regulations, an acquirer has been defined as any person who, directly or indirectly, acquires or agrees to acquire shares or voting rights or control over a company,

whether individually or acting in concert with others. Although these provisions have been formulated to ensure that interests of shareholders are protected, these provisions may also discourage a third party from attempting to take control of our Company. Consequently, even if a potential takeover of our Company would result in the purchase of the Equity Shares at a premium to their market price or would otherwise be beneficial to its stakeholders, it is possible that such a takeover would not be attempted or consummated because of the SEBI Takeover Regulations.

84. Rights of shareholders of companies under Indian law may be more limited than under the laws of other jurisdictions.

Our Articles of Association, composition of our Board, Indian laws governing our corporate affairs, the validity of corporate procedures, directors' fiduciary duties, responsibilities and liabilities, and shareholders' rights may differ from those that would apply to a company in another jurisdiction. Shareholders' rights under Indian law may not be as extensive and widespread as shareholders' rights under the laws of other countries or jurisdictions. Investors may face challenges in asserting their rights as shareholders in an Indian company than as shareholders of an entity in another jurisdiction.

SECTION III – INTRODUCTION

THE OFFER

The following table summarizes details of the Offer:

Offer⁽¹⁾	[●]equity shares of face value ₹ 2 each aggregating to ₹[●] million
<i>Of which:</i>	
Fresh Issue ⁽¹⁾	[●]equity shares of face value ₹ 2 each aggregating up to ₹16,660.00 million
Offer for Sale ⁽¹⁾	Up to 54,359,733 equity shares of face value ₹ 2 each aggregating ₹[●] million
<i>The Offer consists of:</i>	
Employee Reservation Portion ⁽³⁾	Up to [●]equity shares of face value ₹ 2 each aggregating up to ₹ 30.00 million
<i>The Net Offer consists of:</i>	
A. QIB Category⁽²⁾	Not less than [●] equity shares of face value ₹ 2 each aggregating to ₹ [●] million
<i>Of which:</i>	
Anchor Investor Portion ⁽⁴⁾	[●] equity shares of face value ₹ 2 each
Net QIB Category (assuming Anchor Investor Portion is fully subscribed)	[●] equity shares of face value ₹ 2 each
<i>Of which:</i>	
Available for allocation to Mutual Funds only (5% of the Net QIB Category)	[●] equity shares of face value ₹ 2 each
Balance of Net QIB Category for all QIBs including Mutual Funds	[●] equity shares of face value ₹ 2 each
B. Non-Institutional Category⁽⁵⁾	Not more than [●]equity shares of face value ₹ 2 each aggregating to ₹ [●] million
<i>Of which:</i>	
One-third of the Non-Institutional Category available for allocation to Bidders with an application size of more than ₹200,000 and up to ₹1,000,000	[●] equity shares of face value ₹ 2 each
Two-third of the Non-Institutional Category available for allocation to Bidders with an application size of more than ₹1,000,000	[●] equity shares of face value ₹ 2 each
C. Retail Category	Not more than [●]equity shares of face value ₹ 2 each aggregating to ₹ [●] million
Pre-Offer and post-Offer Equity Shares	
Equity shares of face value ₹ 2 each outstanding prior to the Offer (as on the date of this Red Herring Prospectus)	483,349,470
Equity shares of face value ₹ 2 each outstanding after the Offer	[●]
Use of proceeds of the Offer	See “ <i>Objects of the Offer</i> ” on page 184 for details regarding the use of proceeds from the Fresh Issue. Our Company will not receive any proceeds from the Offer for Sale.

⁽¹⁾ The Offer has been authorised by our Board pursuant to its resolution dated December 16, 2023 and the Fresh Issue has been authorized by our Shareholders pursuant to a special resolution dated December 21, 2023. Each Selling Shareholder has, severally and not jointly, specifically confirmed that it has approved inclusion of its respective portion of the Offered Shares in the Offer for Sale. Each Selling Shareholder has, severally and not jointly, confirmed that its respective portion of the Offered Shares has been held by it for a period of at least one year prior to the filing of the Draft Red Herring Prospectus, and are accordingly eligible for being offered for sale in terms of Regulation 8 and 8A of the SEBI ICDR Regulations. See “*Other Regulatory and Statutory Disclosures – Authority for the Offer*” on page 578.

⁽²⁾ If at least 75% of the Net Offer cannot be Allotted to QIBs, the entire application money will be refunded forthwith. In the event aggregate demand in the QIB Category has been met, subject to valid Bids being received at or above the Offer Price, under-subscription, if any, in any category, except the QIB Category, would be allowed to be met with spill-over from other categories or a combination of categories at the discretion of our Company with the BRLMs and the Designated Stock Exchange, in accordance with

applicable laws. Under-subscription, if any, in the Net QIB Category will not be allowed to be met with spill-over from other categories or a combination of categories.

- (3) *In the event of under-subscription in the Employee Reservation Portion, the unsubscribed portion will be available for allocation and Allotment, proportionately to all Eligible Employees who have Bid in excess of ₹200,000 (net of Employee Discount), subject to the maximum value of Allotment made to such Eligible Employees not exceeding ₹500,000 (net of Employee Discount). The unsubscribed portion, if any, in the Employee Reservation Portion (after allocation up to ₹500,000 (net of Employee Discount) to each Eligible Employee), shall be added to the Net Offer. Our Company, in consultation with the BRLMs, may offer a discount of up to 10% on the Offer Price (equivalent of ₹ [●] per Equity Share) to Eligible Employees bidding in the Employee Reservation Portion which shall be announced two Working Days prior to the Bid/Offer Opening Date. For further details, see “Offer Structure” and “Offer Procedure” on pages 598 and 602, respectively.*
- (4) *Our Company may, in consultation with the BRLMs, allocate up to 60% of the QIB Category to Anchor Investors on a discretionary basis in accordance with the SEBI ICDR Regulations. One-third of the Anchor Investor Portion will be available for allocation to domestic Mutual Funds only, subject to valid Bids being received from domestic Mutual Funds at or above the Anchor Investor Allocation Price. In the event of under-subscription or non-Allotment in the Anchor Investor Portion, the balance Equity Shares in the Anchor Investor Portion shall be added back to the QIB Category. 5% of the Net QIB Category shall be available for allocation on a proportionate basis to Mutual Funds only, and the remainder of the Net QIB Category shall be available for allocation on a proportionate basis to all QIB Bidders (other than Anchor Investors), including Mutual Funds, subject to valid Bids being received at or above the Offer Price. In the event the aggregate demand from Mutual Funds is less than as specified above, the balance Equity Shares available for Allotment in the Mutual Fund Portion will be added to the Net QIB Category and allocated proportionately to the QIB Bidders (other than Anchor Investors) in proportion to their Bids. For further details, see “Offer Procedure” and “Offer Structure” on pages 598 and 602, respectively.*
- (5) *Not more than 15% of the Net Offer shall be available for allocation to Non-Institutional Investors of which one-third of the Non-Institutional Category will be available for allocation to Bidders with an application size of more than ₹ 200,000 and up to ₹ 1,000,000 and two-thirds of the Non-Institutional Category will be available for allocation to Bidders with an application size of more than ₹ 1,000,000 and under-subscription in either of these two sub-categories of Non-Institutional Category may be allocated to Bidders in the other sub-category of Non-Institutional Category. The allocation to each Non-Institutional Investor shall not be less than the minimum application size, subject to availability of Equity Shares in the Non-Institutional Category and the remaining available Equity Shares, if any, shall be allocated on a proportionate basis in accordance with the conditions specified in this regard in Schedule XIII of the SEBI ICDR Regulations.*

Pursuant to Rule 19(2)(b) of the SCRR, the Offer is being made for at least [●]% of the post- Offer paid-up equity share capital of our Company. Allocation to all categories, except the Anchor Investor Portion, if any, the Non-Institutional Category and the Retail Category, shall be made on a proportionate basis, subject to valid Bids being received at or above the Offer Price. The allocation to each Retail Individual Investor shall not be less than the minimum Bid Lot, subject to availability of Equity Shares in the Retail Category and the remaining available Equity Shares, if any, shall be allocated on a proportionate basis. Allocation to Anchor Investors shall be on a discretionary basis. Not more than 15% of the Net Offer shall be available for allocation to Non-Institutional Investors of which one-third of the Non-Institutional Category will be available for allocation to Bidders with an application size of more than ₹ 200,000 and up to ₹ 1,000,000 and two-thirds of the Non-Institutional Category will be available for allocation to Bidders with an application size of more than ₹ 1,000,000 and under-subscription in either of these two sub-categories of Non-Institutional Category may be allocated to Bidders in the other sub-category of Non-Institutional Category. The allocation to each Non-Institutional Investor shall not be less than the minimum application size, subject to availability of Equity Shares in the Non-Institutional Category and the remaining available Equity Shares, if any, shall be allocated on a proportionate basis in accordance with the conditions specified in this regard in Schedule XIII of the SEBI ICDR Regulations. For more information, including in relation to grounds for rejection of Bids, see “Offer Structure”, “Offer Procedure” and “Terms of the Offer” on pages 598, 602 and 592, respectively.

[This page has been left blank intentionally]

SUMMARY FINANCIAL INFORMATION

The summary financial information presented below have been derived from our Restated Consolidated Financial Statements and should be read in conjunction with “*Financial Statements*” and “*Management’s Discussion and Analysis of Financial Condition and Results of Operations*” on pages 370 and 528, respectively.

[The remainder of this page has been intentionally left blank]

SUMMARY OF FINANCIAL INFORMATION

The following tables set forth the summary financial information derived from the Restated Consolidated Financial Statements as of and for the year ended March 31, 2024, March 31, 2023 and March 31, 2022

Summary of Restated Consolidated Summary Statement of Assets and Liabilities

(₹ in million)

Particulars	As at March 31, 2024	As at March 31, 2023	As at March 31, 2022
ASSETS			
Non-current assets			
Property, plant and equipment	6,691.57	4,215.74	2,460.79
Capital work-in-progress	5.05	245.25	414.21
Right of use asset	9,008.81	7,116.56	3,242.08
Goodwill	7,781.54	7,758.41	6,417.80
Other intangible assets	15,197.68	16,240.84	10,004.94
Intangible assets under development	0.30	19.64	3.16
Financial assets			
(a) Investments	50.08	0.08	-
(b) Other financial assets	946.20	891.22	322.31
Deferred tax assets	1,897.42	1,627.88	1,130.02
Income tax assets (net)	324.99	273.40	139.91
Other non-current assets	2,665.03	2,780.37	823.46
Total non-current assets	44,568.67	41,169.39	24,958.68
Current assets			
Inventories	16,294.62	12,860.03	9,795.52
Financial assets			
(a) Investments	0.07	0.04	0.04
(b) Trade receivables	2,184.07	2,251.30	2,179.82
(c) Cash and cash equivalents	3,616.96	2,593.51	4,048.69
(d) Bank balances other than (c) above	3,120.91	9,200.15	18,633.10
(e) Loans	360.82	390.77	106.96
(f) Other financial assets	791.91	130.62	128.25
Other current assets	4,165.80	2,602.46	2,120.57
Total current assets	30,535.16	30,028.88	37,012.95
Total assets	75,103.83	71,198.27	61,971.63
Equity and liabilities			
Equity			
Equity share capital	814.71	814.71	814.07
Equity component of compulsorily convertible preference shares	70.37	70.37	70.37
Other equity	30,822.28	33,677.49	34,394.93
Equity attributable to owners of the Company	31,707.36	34,562.57	35,279.37
Non-Controlling interests	6,207.17	7,434.35	7,601.04
Total equity	37,914.53	41,996.92	42,880.41
Liabilities			
Non-current liabilities			
Financial liabilities			
(a) Borrowings	2,294.60	550.40	511.02
(b) Lease liabilities	8,482.77	6,408.86	2,622.90
(c) Other financial liabilities	7,085.52	6,819.48	4,844.22
Provisions	249.44	187.51	134.81
Deferred tax liabilities	2,845.15	3,014.62	1,745.39
Other non-current liabilities	541.15	172.06	119.43
Total non-current liabilities	21,498.63	17,152.93	9,977.77
Current liabilities			
Financial liabilities			
(a) Borrowings	2,332.62	1,214.34	390.60
(b) Lease Liabilities	1,115.48	817.49	569.02
(c) Trade payables			
Total outstanding dues of micro enterprises and small enterprises	874.86	339.38	112.04
Total outstanding dues of creditors other than micro enterprises and small enterprises	8,204.60	7,039.33	5,177.10
(d) Other financial liabilities	1,268.23	1,159.86	2,117.76
Other current liabilities	1,782.52	1,396.93	659.31
Provisions	56.58	49.96	32.19
Current tax liabilities (net)	55.78	31.13	55.43
Total current liabilities	15,690.67	12,048.42	9,113.45
Total equity and liabilities	75,103.83	71,198.27	61,971.63

Summary of Restated Consolidated Statement of profit and loss			
(₹ in million)			
Particulars	For the year ended March 31, 2024	For the year ended March 31, 2023	For the year ended March 31, 2022
Income			
Revenue from operations	64,808.56	56,325.39	24,012.88
Other income	942.25	987.37	1,156.28
Total income	65,750.81	57,312.76	25,169.16
Expenses			
Cost of materials consumed	5,574.65	4,795.19	2,228.37
Purchases of stock-in-trade	38,898.87	31,171.84	17,544.55
Changes in inventories of stock-in-trade, finished goods and work in progress	(2,841.56)	3,386.15	(4,051.53)
Employee benefits expense			
(i) Employee benefits expense	5,084.21	4,083.93	2,467.17
(ii) Employee share based payment expense	1,780.58	3,614.37	921.31
Finance costs	1,153.63	715.73	376.83
Depreciation and amortisation expense	3,708.73	2,942.83	1,108.88
Other expenses	15,606.90	12,446.63	5,085.02
Total expenses	68,966.01	63,156.67	25,680.60
Loss from continuing operations before exceptional item and income tax	(3,215.20)	(5,843.91)	(511.44)
Exceptional items income (net)	-	543.68	-
Loss before tax	(3,215.20)	(5,300.23)	(511.44)
Tax expense			
Current tax	(438.05)	(172.05)	(121.42)
Deferred tax	438.18	611.72	(153.99)
Total tax expense	0.13	439.67	(275.41)
Loss for the year	(3,215.07)	(4,860.56)	(786.85)
Other comprehensive income			
Re-measurement of post-employment benefit obligations	3.09	27.02	7.59
Income tax relating to items that will not be reclassified to Statement of Profit or Loss			
Income tax relating to re-measurement of post-employment benefit obligations	(0.56)	(6.56)	(2.90)
Items that will be reclassified to Statement of Profit or Loss			
Gains and losses arising from translating the financial statements of a foreign operation	(10.96)	8.67	6.99
Income tax relating to items that will be reclassified to Statement of Profit or Loss			
Income tax relating to gains and losses arising from translating the financial statements of a foreign operation	1.83	(4.36)	(0.89)
Total other comprehensive income	(6.60)	24.77	10.79
Total comprehensive loss for the year	(3,221.67)	(4,835.79)	(776.06)
Loss for the year			
Attributable to:			
Owners of the Company	(2,742.77)	(4,410.81)	(719.29)
Non-controlling interests	(472.30)	(449.75)	(67.56)
Total other comprehensive income	(3,215.07)	(4,860.56)	(786.85)
Attributable to:			
Owners of the Company	(8.02)	24.61	13.63
Non-controlling interests	1.42	0.16	(2.84)
Total comprehensive loss for the year	(6.60)	24.77	10.79
Attributable to:			
Owners of the Company	(2,750.79)	(4,386.20)	(705.66)
Non-controlling interests	(470.88)	(449.59)	(70.40)
Total comprehensive loss for the year	(3,221.67)	(4,835.79)	(776.06)
Earning per equity share			
Basic earning per share (Rs.)	(6.20)	(9.97)	(1.74)
Diluted earning per share (Rs.)	(6.20)	(9.97)	(1.74)

Summary of Restated Consolidated Statement of Cash Flow			
(₹ in million)			
Particulars	For the period ended December 31, 2023	For the year ended March 31, 2023	For the year ended March 31, 2022
Cash flows from operating activities			
Loss before tax	(3,215.20)	(5,300.23)	(511.44)
Adjustments for:			
Depreciation on property, plant and equipment	1,169.48	854.34	420.16
Amortisation of other intangible assets	1,087.03	1,073.22	109.72
Amortisation of right of use assets	1,452.22	1,015.27	579.00
Employee share based payment expense	1,780.58	3,614.37	921.31
Rent Concession	-	(20.01)	(8.18)
Loss/(gain) on termination of leases	78.85	(29.50)	(0.47)
Unrealised foreign currency (gain)/loss	(15.28)	(14.80)	7.07
Interest income on fixed deposits with banks	(412.22)	(560.58)	(963.12)
Investments measured at FVTPL - net change in fair value	-	-	(0.02)
Other interest income	(106.84)	(78.11)	(21.87)
Finance costs	1,153.63	715.73	376.83
Operating Profit before working capital changes	2,972.25	1,269.70	908.99
Working capital changes			
(Increase)/Decrease in trade receivables	67.23	191.79	(293.71)
(Increase)/Decrease in inventories	(3,434.59)	3,080.61	(4,020.65)
Increase in other financial assets	(1,023.38)	(296.31)	(155.28)
Decrease/(Increase) in other non-current assets	124.65	(1,284.49)	(174.16)
Increase in other current assets	(1,563.34)	(228.98)	(1,092.42)
Increase/(Decrease) in trade payables	1,700.75	(5,579.04)	1,737.05
Increase in other current and Non-current liabilities	754.64	131.07	378.60
Increase in provisions	71.64	79.66	39.37
(Decrease)/Increase in current and non-current financial liabilities	374.41	(1,621.29)	1,610.02
Cash generated from/(used in) operating activities	44.26	(4,257.28)	(1,062.19)
Income tax paid (net of refund received)	(464.99)	267.39	(255.07)
Net cash used in operating activities (A)	(420.73)	(3,989.89)	(1,317.26)
Cash flow from investing activities			
Acquisition of property, plant and equipment	(3,404.86)	(2,330.67)	(2,178.84)
Acquisition of intangible assets	(24.59)	(52.47)	(31.36)
Acquisition of other investments (net)	(50.02)	-	(0.00)
Investments in Bank deposits	(17,669.40)	(30,064.97)	(58,757.35)
Proceeds from Bank deposits	23,851.06	39,112.40	60,241.42
Acquisition of subsidiaries (refer note 30)	(2,669.17)	(3,949.46)	(5,211.24)
Loan to Employees	60.15	(283.81)	(106.96)
Interest received	536.27	609.87	1,138.52
Net cash (used in)/generated from investing activities (B)	629.44	3,040.89	(4,905.81)
Cash flow from financing activities			
Proceeds from issue of shares	-	0.64	3.17
Proceeds from securities premium	-	0.47	12.26
Proceeds from Right Issue	-	-	73.56
Proceeds from issue of shares by Subsidiaries	-	-	7,676.31
Repayment of lease liabilities (including Interest)	(1,772.89)	(1,200.92)	(572.07)
Amount paid on repurchase of equity interest (Refer Note 32)	-	-	(958.47)
Repayment of borrowings	(1,719.73)	(623.58)	(602.48)
Proceeds from borrowings	4,582.21	1,472.88	942.69
Interest paid	(274.85)	(155.67)	(131.21)
Net cash (used in)/generated from financing activities (C)	814.74	(506.18)	6,443.76
Net increase/(decrease) in cash and cash equivalents (A+B+C)	1,023.45	(1,455.18)	220.69
Cash and cash equivalents at the beginning of the year	2,593.51	4,048.69	3,828.00
Cash and cash equivalents at the end of the year	3,616.96	2,593.51	4,048.69

GENERAL INFORMATION

Registered and Corporate Office of our Company

Rajashree Business Park
Survey No. 338
Next to Sohrabh Hall, Tadiwala Road
Pune 411 001
Maharashtra, India

For details in relation to changes in the registered office address of our Company, see “*History and Certain Corporate Matters – Changes in the registered office of our Company*” on page 311.

Corporate Identity Number: U51100PN2010PLC136340

Company Registration Number: 136340

Address of the Registrar of Companies

Our Company is registered with the RoC which is located at the following address:

PCNTDA Green Building
Block A, 1st & 2nd Floor
Near Akurdi Railway Station
Akurdi, Pune 411 044
Maharashtra, India

Board of our Company

Details regarding our Board as on the date of this Red Herring Prospectus are set forth below:

Name and Designation	DIN	Address
Supam Maheshwari <i>Managing Director and Chief Executive Officer</i>	01730685	B-402,1, Modibaug, Ganesh Khind Road, Near Pune Central, Shivaji Nagar, Pune City, Pune 411 005, Maharashtra, India
Sanket Hattimattur <i>Executive Director and Chief of Staff</i>	09593712	B-1401, 24K Opula, Sr. no. 17 and 18, Vishal Nagar, Pimple Nilakh, Pune City, Pune 411 027, Maharashtra, India
Paul Davison <i>Non – Executive Director*</i>	08457025	2292 Bay Street, Bay Street San Francisco – 94123 1822, California, United States
Puneet Renjhen <i>Non – Executive Director**</i>	09498488	A-301, Vivarea Hindoostan Mills Compound, Sane Guruji Marg, Mahalaxmi, Mumbai, Maharashtra 400 011, India
Bala C Deshpande <i>Independent Director</i>	00020130	C-2001/02, Rustomjee Seasons, Madhusudan Kalelar Road, Gandhinagar, Bandra East Mumbai 400 051, Maharashtra, India
Neeraj Sagar <i>Independent Director</i>	09475452	G-35 Chaithanya Smaran, Whitefield – Hoskote Main Road, Near Shell Petrol Pump, Kannamangala, Bengaluru 560 067, Karnataka, India
Gopalakrishnan Jagadeeswaran <i>Independent Director</i>	02354467	Villa 79-B Sobha Malachite Phase-II, Jakkur Plantations Road, Yelahanka, Bengaluru 560 064, Karnataka, India
Sujata Vilas Bogawat <i>Independent Director</i>	07901334	A 501, Gold Coast, Ivory Estates, Baner Road, Pune 411 008, Maharashtra, India

* *Nominee of SVF Frog (Cayman) Ltd.*

** *Nominee of Mahindra and Mahindra Limited.*

For further details of our Board of Directors, see “*Our Management*” on page 350.

Filing of the Draft Red Herring Prospectus, this Red Herring Prospectus and Prospectus

A copy of the Draft Red Herring Prospectus has been filed electronically with SEBI through SEBI Intermediary Portal at <https://siportal.sebi.gov.in>, in accordance with the SEBI master circular bearing reference SEBI/HO/CFD/PoD-2/P/CIR/2023/00094 dated June 21, 2023 and has been filed electronically with SEBI as specified in Regulation 25(8) of the SEBI ICDR Regulation and at cfddil@sebi.gov.in. It has also been filed with the SEBI at:

Securities and Exchange Board of India

SEBI Bhavan, Plot No. C4 A, 'G' Block
Bandra Kurla Complex
Bandra (E), Mumbai 400 051
Maharashtra, India

A copy of this Red Herring Prospectus, along with the material contracts and documents required to be filed under Section 32 of the Companies Act 2013 has been filed with the RoC, and a copy of the Prospectus shall be filed with the RoC at its office located at the PCNTDA Green Building, Block A, 1st & 2nd Floor, Near Akurdi Railway Station, Akurdi, Pune 411 044, Maharashtra, India, as required under Sections 26 and 32 of the Companies Act 2013 and through the electronic portal at <https://www.mca.gov.in/content/mca/global/en/foportal/fologin.html>.

Company Secretary and Compliance Officer

Neelam Jethani

Rajashree Business Park
Survey No. 338
Next to Sohrabh Hall, Tadiwala Road
Pune 411 001
Maharashtra, India
Tel: (+91) 84829 89157
E-mail: companysecretary@firstcry.com

Investor Grievances

Bidders may contact the Company Secretary and Compliance Officer or the Registrar to the Offer in case of any pre-Offer or post-Offer related grievances including non-receipt of Allotment Advice, non-credit of Allotted Equity Shares in the respective beneficiary account, non-receipt of refund orders or non-receipt of funds by electronic mode, etc. For all Offer related queries and for redressal of complaints, Bidders may also write to the BRLMs.

All Offer-related grievances, other than those of Anchor Investors, may be addressed to the Registrar to the Offer with a copy to the relevant Designated Intermediary(ies) with whom the Bid cum Application Form was submitted, giving full details such as name of the sole or First Bidder, Bid cum Application Form number, Bidder's DP ID, Client ID, PAN, address of Bidder, number of Equity Shares applied for, ASBA Account number in which the amount equivalent to the Bid Amount was blocked or the UPI ID (for UPI Bidders), date of ASBA Form and the name and address of the relevant Designated Intermediary(ies) where the Bid was submitted. Further, the Bidder shall enclose the Acknowledgment Slip or the application number from the Designated Intermediaries in addition to the documents or information mentioned hereinabove. All grievances relating to Bids submitted through Registered Brokers may be addressed to the Stock Exchanges with a copy to the Registrar to the Offer. The Registrar to the Offer shall obtain the required information from the SCSBs for addressing any clarifications or grievances of ASBA Bidders.

All Offer-related grievances of the Anchor Investors may be addressed to the Registrar to the Offer, giving full details such as the name of the sole or First Bidder, Anchor Investor Application Form number, Bidders' DP ID, Client ID, PAN, date of the Anchor Investor Application Form, address of the Bidder, number of the Equity Shares applied for, Bid Amount paid on submission of the Anchor Investor Application Form and the name and address of the BRLMs where the Anchor Investor Application Form was submitted by the Anchor Investor.

Book Running Lead Managers

Kotak Mahindra Capital Company Limited

1st Floor, 27 BKC, Plot No. C-27
'G' Block, Bandra Kurla Complex
Bandra (East)
Mumbai 400 051
Maharashtra, India
Tel: (+91 22) 4336 0000
E-mail: brainbees.ipo@kotak.com
Website: <https://investmentbank.kotak.com>

Morgan Stanley India Company Private Limited

18F, Tower 2, One World Centre
Plot 841, Senapati Bapat Marg
Mumbai 400 013
Maharashtra, India
Tel: (+91 22) 6118 1000
E-mail: firstcryipo@morganstanley.com
Website: www.morganstanley.com

Investor grievance e-mail:
kmccredressal@kotak.com
Contact person: Ganesh Rane
SEBI registration no.: INM000008704

Investor grievance e-mail:
investors_india@morganstanley.com
Contact person: Honi Joshi
SEBI registration no.: INM00001123

BofA Securities India Limited
18th Floor, "A" Wing
One BKC, "G" Block
Bandra Kurla Complex
Bandra (East)
Mumbai 400 051
Maharashtra, India
Tel: (+91 22) 6632 8000
E-mail: dg.brainbees_ipo@bofa.com
Website: <https://business.bofa.com/bofas-india>
Investor grievance e-mail:
dg.india_merchantbanking@bofa.com
Contact person: Aparajit Varadhan
SEBI registration no.: INM000011625

JM Financial Limited
7th Floor, Cnergy
Appasaheb Marathe Marg
Prabhadevi
Mumbai 400 025
Maharashtra, India
Tel: (+91 22) 6630 3030/ 3262
E-mail: firstcry.ipo@jmfl.com
Website: www.jmfl.com
Investor grievance e-mail:
grievance.ibd@jmfl.com
Contact person: Prachee Dhuri
SEBI registration no.: INM000010361

Avendus Capital Private Limited
Platina Building, 9th Floor
901, Plot No C-59
Bandra-Kurla Complex, Bandra (East),
Mumbai - 400 051
Maharashtra, India
Tel: (+91 22) 6648 0050
E-mail: firstcry.ipo@avendus.com
Website: <http://www.avendus.com>
Investor grievance e-mail:
investorgrievance@avendus.com
Contact person: Sarthak Sawa / Shantanu Chate
SEBI registration no.: INM000011021

Statement of inter-se allocation of responsibilities amongst the BRLMs

The responsibilities and coordination by the BRLMs for various activities in this Offer are as follows:

Sr. No.	Activity	Responsibility	Coordination
1.	Capital structuring and due diligence of Company including its operations/management/business plans/legal etc. Drafting and design of the Draft Red Herring Prospectus, this Red Herring Prospectus, the Prospectus, abridged prospectus and the Bid cum Application Form. The BRLMs shall ensure compliance with stipulated requirements and completion of prescribed formalities with the Stock Exchanges, RoC and SEBI including finalisation of Prospectus and RoC filing.	BRLMs	Kotak
2.	Drafting and approval of all statutory advertisements.	BRLMs	Kotak
3.	Drafting and approval of all publicity materials other than statutory advertisements as mentioned above including corporate advertising, brochure, etc. and filing of media compliance report.	BRLMs	BofA Securities
4.	Appointment of intermediaries - Registrar to the Offer, advertising agency, printer, Syndicate, Sponsor Bank, Bankers to the Issue, Monitoring Agency and other intermediaries, including coordination of all agreements to be entered into with such intermediaries.	BRLMs	JM Financial
5.	Preparation of road show presentation and frequently asked questions.	BRLMs	Morgan Stanley
6.	International Institutional marketing (Asia) of the Offer, which will cover, <i>inter alia</i> : <ul style="list-style-type: none">• Institutional marketing strategy;• Finalizing the list and division of international investors for one-to-one meetings; and• Finalizing international road show and investor meeting schedule	BRLMs	Morgan Stanley

Sr. No.	Activity	Responsibility	Coordination
7.	International Institutional marketing (rest of world excluding Asia) of the Offer, which will cover, <i>inter alia</i> : <ul style="list-style-type: none"> • Institutional marketing strategy; • Finalizing the list and division of international investors for one-to-one meetings; and • Finalizing international road show and investor meeting schedule 	BRLMs	BofA Securities
8.	Domestic Institutional marketing of the Offer, which will cover, <i>inter alia</i> : <ul style="list-style-type: none"> • Institutional marketing strategy; • Finalizing the list and division of domestic investors for one-to-one meetings; and • Finalizing domestic road show and investor meeting schedule 	BRLMs	Kotak
9.	Retail marketing of the Offer, which will cover, <i>inter alia</i> , <ul style="list-style-type: none"> • Formulating marketing strategies, preparation of publicity budget • Finalising media, marketing and public relations strategy; • Finalising centres for holding conferences for brokers, etc.; • Follow-up on distribution of publicity and Offer material including the Bid cum Application Form, the RHP/Prospectus and deciding on the quantum of the Offer material; and • Finalising collection centres 	BRLMs	Kotak
10.	Non-Institutional marketing of the Offer, which will cover, <i>inter alia</i> , <ul style="list-style-type: none"> • Formulating marketing strategies, preparation of publicity budget • Finalising media, marketing and public relations strategy; • Follow-up on distribution of publicity and Offer material including the Bid cum Application Form, the RHP/Prospectus and deciding on the quantum of the Offer material; and • Finalising collection centres 	BRLMs	JM Financial
11.	Coordination with Stock-Exchanges for book building software, bidding terminals, anchor coordination, Anchor CAN and intimation of anchor allocation.	BRLMs	BofA Securities
12.	Managing the book and finalization of pricing in consultation with the Company.	BRLMs	Morgan Stanley
13.	Mock Trading and related activities as per SEBI circulars, post-offer activities, which shall involve essential follow-up with Bankers to the Offer and SCSBs to get quick estimates of collection and advising Company about the closure of the Issue, based on correct figures, finalisation of the basis of allotment or weeding out of multiple applications, compensation payments, listing of instruments, dispatch of certificates or demat credit and refunds, coordination for investor complaints related to the Offer and coordination with various agencies connected with the post-Issue activity such as Registrar to the Issue, Bankers to the Issue, Sponsor Bank, SCSBs including responsibility for underwriting arrangements, as applicable. Coordinating with Stock Exchanges and SEBI for submission of all post Issue reports including the final post Offer report to SEBI.	BRLMs	JM Financial

Legal Advisor to the Company as to Indian Law

Shardul Amarchand Mangaldas & Co

Amarchand Towers

216, Okhla Industrial Estate Phase III

New Delhi 110 020

Delhi, India

Tel: (+91 11) 4159 0700

International Legal Advisor to the Company

Sidley Austin LLP

Level 31

Six Battery Road

Singapore 049 909

Tel: +65 6230 3900

Registrar to the Offer

Link Intime India Private Limited

C-101, 1st Floor, 247 Park
L.B.S. Marg
Vikhroli (West)
Mumbai 400 083
Maharashtra, India
Tel: (+91) 81081 14949
E-mail: brainbees.ipo@linkintime.co.in
Website: www.linkintime.co.in
Investor grievance e-mail: brainbees.ipo@linkintime.co.in
Contact person: Shanti Gopalkrishnan
SEBI registration no.: INR000004058

Syndicate Members

JM Financial Services Limited

Ground Floor, 2,3 & 4, Kamanwala Chambers
Sir P.M. Road, Fort
Mumbai 400 001
Maharashtra, India
Telephone: +91 22 6136 3400
E-mail: tn.kumar@jmfl.com; sona.verghese@jmfl.com
Website: www.jmfinancialservices.com
Attention: T N Kumar / Sona Varghese
SEBI Registration Number: INZ000195834

Kotak Securities Limited

4th Floor, 12 BKC, G Block
Bandra Kurla Complex, Bandra (East)
Mumbai 400 051
Maharashtra, India
Telephone: +91 22 6218 5410
E-mail: umesh.gupta@kotak.com
Website: www.kotak.com
Attention: Umesh Gupta
SEBI Registration Number: INZ000200137

Spark Institutional Equities Private Limited

Platina Building, 9th Floor, 901,
Plot No C-59,
Bandra-Kurla Complex, Bandra (East)
Mumbai 400 051,
Maharashtra, India
Telephone: +91 22 6885 4503
E-mail: ie.ipobackoffice@avendusspark.com
Website: www.avendus.com/india/institutional-equities
Attention: T K Ramaswamy
SEBI Registration Number: INZ000307037

Bankers to the Offer

Escrow Collection Bank, Refund Bank and Sponsor Bank

HDFC Bank Limited

FIG – OPS Department Lodha - I
Think Techno Campus 0-3 Level
Next to Kanjurmarg Railway Station,
Kanjurmarg (East), Mumbai 400 042

Maharashtra, India

Telephone: +91 22 3075 2929, +91 22 3075 2928, +91 22 3075 2914

Email: siddharth.jadhav@hdfcbank.com, sachin.gawade@hdfcbank.com, eric.bacha@hdfcbank.com, tushar.gavankar@hdfcbank.com, pravin.teli2@hdfcbank.com

Website: www.hdfcbank.com

Contact Persons: Siddharth Jadhav Sachin Gawade, Eric Bacha, Tushar Gavankar, Pravin Teli

SEBI Registration Number: INBI00000063

Public Offer Account Bank and Sponsor Bank

Kotak Mahindra Bank Limited

27 BKC, C 27, G Block,
Bandra Kurla Complex, Bandra (E)
Mumbai 400 051, Maharashtra, India

Telephone: 022-66056588

Email: cmsipo@kotak.com

Website: www.kotak.com

Contact Person: Siddhesh Shirodkar

SEBI Registration Number: INBI00000927

Statutory Auditors to our Company

Walker Chandiook & Co LLP, Chartered Accountants

3rd floor, Unit No. 310 to 312

West Wing, Nyati Unitree

Nagar Road, Yerwada

Pune 411 006

Maharashtra, India

Tel: (+91) 20 6744 8888

E-mail: shashi.tadwalkar@walkerchandiok.in

ICAI firm registration number: 001076N/N500013

Peer review number: 014158

Changes in Auditors

Except as stated below, there has been no change in the statutory auditors of our Company during the last three years immediately preceding the date of this Red Herring Prospectus.

Particulars	Date of change	Reason for change
B S R & Co. LLP, Chartered Accountants 8 th Floor, Business Plaza Westin Hotel Campus 36/3-B Koregaon Park Annex Mundhwa Road, Ghorpadi, Pune 411 001 Maharashtra, India Tel: (+91) (20) 6747 7300 E-mail: abhishekp@bsraffiliates.com ICAI firm registration number: 101248W /W-100022 Peer review number: 011748	August 29, 2022	Completion of term
Walker Chandiook & Co LLP, Chartered Accountants 3 rd floor, Unit No. 310 to 312 West Wing, Nyati Unitree Nagar Road, Yerwada Pune, 411 006 Maharashtra, India Tel: (+91) 20 6744 8888 E-mail: shashi.tadwalkar@walkerchandiok.in ICAI firm registration number: 001076N/N500013 Peer review number: 014158	August 29, 2022	Appointed as Statutory Auditor upon the completion of term of the Previous Statutory Auditor.

Bankers to our Company

Kotak Mahindra Bank Limited

Nyati Unitree, 4th Floor,
East Zone, Nagar Road
Opposite Gunjan Theatre, Pune 411 006
Maharashtra, India
Telephone: (+91) 20 6744 3088
Contact person: Shilpa Marwaha
Email: shilpa.marwaha@kotak.com

HDFC Bank Limited

BU Bhandari Premises 1182/13
FC Road Opposite Hotel Lalit Mahal
Pune 411 005, Maharashtra, India
Telephone: (+91) 9324036623
Contact person: Siji Jinoy
Email: siji.jinoy@hdfcbank.com

Self-Certified Syndicate Banks

The list of SCSBs notified by SEBI for the ASBA process is available on the SEBI website at <https://www.sebi.gov.in/sebiweb/other/OtherAction.do?doRecognised=yes>, or at such other website as may be prescribed by SEBI from time to time. A list of the Designated SCSB Branches with which an ASBA Bidder (other than a UPI Bidder), not Bidding through Syndicate/Sub Syndicate or through a Registered Broker, RTA or CDP may submit the ASBA Forms, is available at <https://www.sebi.gov.in/sebiweb/other/OtherAction.do?doRecognisedFpi=yes&intmId=34>, or at such other websites as may be prescribed by SEBI from time to time.

SCSBs enabled for UPI Mechanism and eligible mobile applications

In accordance with SEBI Circular No. SEBI/HO/CFD/DIL2/CIR/P/2019/76 dated June 28, 2019, SEBI Circular No. SEBI/HO/CFD/DIL2/CIR/P/2019/85 dated July 26, 2019, and SEBI Circular No. SEBI/HO/CFD/DIL2/CIR/P/2022/45 dated April 5, 2022, UPI Bidders may only apply through the SCSBs and mobile applications using the UPI handles specified on the website of the SEBI, which may be updated from time to time. A list of SCSBs and mobile applications, using the UPI handles and which are live for applying in public issues using UPI mechanism is available on the website of SEBI at <https://www.sebi.gov.in/sebiweb/other/OtherAction.do?doRecognisedFpi=yes&intmId=43>, as updated from time to time and at such other websites as may be prescribed by SEBI from time to time.

Syndicate SCSB Branches

In relation to Bids (other than Bids by Anchor Investors) submitted to a member of the Syndicate, the list of branches of the SCSBs at the Specified Locations named by the respective SCSBs to receive deposits of Bid cum Application Forms from the members of the Syndicate is available on the website of SEBI and updated from time to time or any such other website as may be prescribed by SEBI from time to time. For more information on such branches collecting Bid cum Application Forms from the Syndicate at Specified Locations, see the website of SEBI (www.sebi.gov.in/sebiweb/other/OtherAction.do?doRecognisedFpi=yes&intmId=35) as updated from time to time.

Broker Centres/ Designated CDP Locations/ Designated RTA Locations

In accordance with SEBI Circular (CIR/CFD/14/2012) dated October 4, 2012 and CIR/CFD/POLICYCELL/11/2015 dated November 10, 2015, Bidders (other than Anchor Investors) can submit Bid cum Application Forms with the Registered Brokers at the Broker Centres, CDPs at the Designated CDP Locations or the RTAs at the Designated RTA Locations, respective lists of which, including details such as address and telephone number, are available at the websites of the Stock Exchanges at www.bseindia.com and www.nseindia.com and at the website of SEBI at www.sebi.gov.in/sebiweb/other/OtherAction.do?doRecognised=yes. The list comprising the details of branches of the SCSBs at the Broker Centres, named by the respective SCSBs to receive deposits of the Bid cum Application Forms from the Registered Brokers will be available on the website of the SEBI at www.sebi.gov.in/sebiweb/other/OtherAction.do?doRecognised=yes and updated from time to time.

Grading of the Offer

No credit agency registered with SEBI has been appointed for grading of the Offer.

Monitoring Agency

Our Company, in accordance with Regulation 41 of SEBI ICDR Regulations, has appointed ICRA Limited as the Monitoring Agency for monitoring of the utilization of the Gross Proceeds from the Fresh Issue. The details of the Monitoring Agency are as follows:

ICRA Limited

B-710, Statesman House 148, Barakhamba Road

New Delhi-110001

Delhi, India

Telephone: 011-23357940-45

Email: shivakumar@icraindia.com

Contact Person: Mr. L Shivakumar

For details in relation to the proposed utilisation of the proceeds from the Fresh Issue, see “*Objects of the Offer*” on page 184.

Expert

Except as stated below, our Company has not obtained any expert opinions:

Our Company has received written consent dated July 30, 2024 from Walker Chandiook & Co LLP, Chartered Accountants to include their name as required under Section 26 (5) of the Companies Act 2013 read with SEBI ICDR Regulations, in this Red Herring Prospectus and as an “expert” as defined under Section 2(38) of the Companies Act 2013 to the extent and in their capacity as our Statutory Auditors, and in respect of their (i) examination report dated July 5, 2024 on our Restated Consolidated Financial Statements; (ii) report dated July 5, 2024 on our Unaudited Pro Forma Consolidated Financial Information; and (iii) report/certificate dated July 30, 2024 on the statement of possible special tax benefits in respect of the Company, Shareholders, Digital Age, Firstcry Management, Swara Baby and Globalbees Brands, included in this Red Herring Prospectus. However, the term “expert” shall not be construed to mean an “expert” as defined under the US Securities Act.

Our Company has received written consent dated July 30, 2024, from Bansal & Co LLP, Chartered Accountants, bearing firm registration number 001113N/N500079, to include their name as required under Section 26(5) of the Companies Act 2013 read with SEBI ICDR Regulations, in this Red Herring Prospectus and an “expert”, as defined under Section 2(38) of the Companies Act 2013 in respect of various certifications issued by them in their capacity as independent chartered accountant to our Company.

Our Company has received written consent dated July 25, 2024 from Akhilesh Pandit, Chartered Engineer, to include his name as required under Section 26(5) of the Companies Act 2013 read with SEBI ICDR Regulations, in this Red Herring Prospectus and as an “expert” as defined under Section 2(38) of the Companies Act 2013 to the extent and in his capacity as an independent chartered engineer.

Our Company has received written consent dated July 25, 2024 from Architects IN, independent architect, to include their name as required under Section 26(5) of the Companies Act 2013 read with SEBI ICDR Regulations, in this Red Herring Prospectus and as an “expert” as defined under Section 2(38) of the Companies Act 2013 to the extent and in their capacity as an independent architect.

The above-mentioned consents have not been withdrawn as on the date of this Red Herring Prospectus.

Appraising Entity

None of the objects for which the Net Proceeds will be utilised have been appraised by any bank/ financial institution.

Credit Rating

As the Offer is of Equity Shares, credit rating is not required.

Debenture Trustees

As the Offer is of Equity Shares, the appointment of debenture trustees is not required.

Book Building Process

Book building, in the context of the Offer, refers to the process of collection of Bids from bidders on the basis of this Red Herring Prospectus, the Bid cum Application Forms and the Revision Forms within the Price Band. The Price Band and the Minimum Bid Lot will be decided by our Company in consultation with the BRLMs, and advertised in all editions of The Financial Express (a widely circulated English national daily newspaper), all editions of Jansatta (a widely circulated Hindi national daily newspaper) and Pune edition of Loksatta (a widely circulated Marathi daily newspaper), Marathi being the regional language of Maharashtra, India where our Registered and Corporate Office is located) at least two Working Days prior to the Bid/Offer Opening Date and shall be made available to the Stock Exchanges for the purposes of uploading on their respective websites. Pursuant to the Book Building Process, the Offer Price shall be determined by our Company in consultation with the BRLMs after the Bid/Offer Closing Date.

All investors (other than Anchor Investors) can participate in this Offer only through the ASBA process. Anchor Investors are not permitted to participate in the Offer through the ASBA process. In addition to this, the ASBA Bidders may participate through the ASBA process by either (a) providing the details of their respective ASBA Account in which the corresponding Bid Amount will be blocked by the SCSBs; or (b) in case of UPI Bidders, through the UPI Mechanism.

In terms of SEBI ICDR Regulations, QIBs and Non-Institutional Investors are not permitted to withdraw their Bid(s) or lower the size of their Bid(s) (in terms of quantity of Equity Shares or the Bid Amount) at any stage. Retail Individual Investors and other Eligible Employees Bidding in the Employee Reservation Portion can revise their Bid(s) during the Bid/Offer Period and withdraw their Bid(s) until the Bid/Offer Closing Date. Anchor Investors are not allowed to revise and/or withdraw their Bids after the Anchor Investor Bidding Date. Except for Allocation to Retail Individual Investors, Non-Institutional Investors and the Anchor Investors, allocation in the Offer will be on a proportionate basis within the specified investor categories in accordance with Schedule XIII of the SEBI ICDR Regulations. For further details on method and process of Bidding, see “Offer Structure” and “Offer Procedure” on pages 598 and 602, respectively.

The Book Building Process is in accordance with guidelines, rules and regulations prescribed by SEBI, which are subject to change from time to time. Bidders are advised to make their own judgment about an investment through this process prior to submitting a Bid.

Bidders should note the Offer is also subject to obtaining (i) final approval of the RoC after the Prospectus is filed with the RoC; and (ii) final listing and trading approvals from the Stock Exchanges.

For further details on the method and procedure for Bidding, see “Offer Structure” and “Offer Procedure” on pages 598 and 602, respectively.

Underwriting Agreement

After the Pricing Date but prior to the filing of the Prospectus with the RoC, our Company and the Selling Shareholders will enter into an underwriting agreement with the Underwriters for the Equity Shares proposed to be offered through the Offer. The extent of underwriting obligations and the Bids to be underwritten by each BRLM shall be as per the Underwriting Agreement. Pursuant to the terms of the Underwriting Agreement, the obligations of the Underwriters will be several and will be subject to certain conditions to closing, as specified therein.

The Underwriting Agreement is dated [●]. The Underwriters have indicated their intention to underwrite the following number of Equity Shares:

This portion has been intentionally left blank and will be filled in before filing of the Prospectus with the RoC.

Name, address, telephone and e-mail of the Underwriters	Indicative Number of equity shares of face value ₹ 2 each to be Underwritten	Amount Underwritten (₹ in million)
[●]	[●]	[●]

Name, address, telephone and e-mail of the Underwriters	Indicative Number of equity shares of face value ₹ 2 each to be Underwritten	Amount Underwritten (₹ in million)
[•]	[•]	[•]
[•]	[•]	[•]
[•]	[•]	[•]
[•]	[•]	[•]
[•]	[•]	[•]
[•]	[•]	[•]
[•]	[•]	[•]
[•]	[•]	[•]
[•]	[•]	[•]
Total	[•]	[•]

The abovementioned amounts are provided for indicative purposes only and will be finalised after the pricing and actual allocation and subject to the provisions of Regulation 40(2) of the SEBI ICDR Regulations. Based on representations made by the Underwriters, our Board of Directors are of the opinion that the resources of the aforementioned Underwriters are sufficient to enable them to discharge their respective underwriting obligations in full.

Allocation among the Underwriters may not necessarily be in proportion to their underwriting commitments set forth in the table above. Notwithstanding the above table, the Underwriters shall be severally responsible for ensuring payment with respect to Equity Shares allocated to investors procured by them in accordance with the Underwriting Agreement. The Underwriting Agreement has not been executed as on the date of this Red Herring Prospectus and will be executed after determination of the Offer Price and allocation of Equity Shares, but prior to the filing of the Prospectus with the RoC.

CAPITAL STRUCTURE

The share capital of our Company, as of the date of this Red Herring Prospectus, is set forth below:

<i>(in ₹, except share data)</i>			
Sr. No.	Particulars	Aggregate nominal value	Aggregate value at Offer Price*
A) AUTHORIZED SHARE CAPITAL⁽¹⁾			
	552,455,000 equity shares of face value of ₹2 each	1,104,910,000	-
	49,910,015 Preference Shares of face value of ₹2 each	99,820,030	
	<i>Which comprises:</i>		
	155,000 Series A CCPS of ₹2 each	310,000	
	866,165 Series B CCPS of ₹2 each	1,732,330	
	21,856,650 Series C CCPS of ₹2 each	43,713,300	
	438,100 Series C1 CCPS of ₹2 each	876,200	
	77,900 Series C2 CCPS of ₹2 each	155,800	
	12,217,950 Series D1 CCPS of ₹2 each	24,435,900	
	14,197,750 Series D2 CCPS of ₹2 each	28,395,500	
	30,500 Option 1 CCPS of ₹2 each	61,000	
	70,000 Option 2 CCPS of ₹2 each	140,000	
B) ISSUED, SUBSCRIBED AND PAID-UP SHARE CAPITAL BEFORE THE OFFER AS ON THE DATE OF THIS RED HERRING PROSPECTUS			
	483,349,470 equity shares of face value of ₹2 each	966,698,940	-
C) OFFER			
	Offer of up to [●] equity shares of face value of ₹2 each aggregating to [●] million ⁽²⁾	[●]	[●]
	<i>Of which:</i>		
	Fresh Issue of [●] equity shares of face value ₹ 2 each aggregating up to ₹16,660.00 million ⁽²⁾	[●]	[●]
	Offer for Sale of up to 54,359,733 equity shares of face value ₹ 2 each aggregating to ₹[●] million ⁽²⁾	[●]	[●]
	<i>The Offer Includes:</i>		
	Employee Reservation Portion of up to [●] equity shares of face value ₹ 2 each aggregating up to ₹ 30.00 million	[●]	[●]
	Net Offer of [●] equity shares of face value ₹ 2 each aggregating up to ₹[●] million	[●]	[●]
D) ISSUED, SUBSCRIBED AND PAID-UP SHARE CAPITAL AFTER THE OFFER			
	[●] equity shares of face value of ₹2 each*	[●]	[●]
E) SECURITIES PREMIUM ACCOUNT			
	Prior to the Offer (<i>as on date of this Red Herring Prospectus</i>)	32,434.01 million	
	After the Offer		[●]

*To be updated upon finalisation of the Offer Price.

⁽¹⁾ For details in relation to changes in the authorized share capital of our Company in the last 10 years, see “*History and Certain Corporate Matters – Amendments to the Memorandum of Association*” on page 311.

⁽²⁾ The Offer has been authorized by our Board pursuant to its resolution dated December 16, 2023 and the Fresh Issue has been authorized by our Shareholders pursuant to a special resolution dated December 21, 2023. Each Selling Shareholder has, severally and not jointly, specifically confirmed that it has approved inclusion of its respective portion of the Offered Shares in the Offer for Sale. Each Selling Shareholder has, severally and not jointly, confirmed that its respective portion of the Offered Shares has been held by it for a period of at least one year prior to the filing of the Draft Red Herring Prospectus, and are accordingly eligible for being offered for sale in terms of Regulation 8 and 8A of the SEBI ICDR Regulations. See “*Other Regulatory and Statutory Disclosures – Authority for the Offer*” on page 578.

Notes to Capital Structure

1. Share capital history of our Company

(a) Equity share capital history

The following table sets forth the history of the equity share capital of our Company.

Date of allotment/ buy-back	Name(s) of allottee(s)	Reason or nature of allotment/buy-back	No. of equity shares allotted/ (bought-back)	Face value per equity share (₹)	Issue/(buy-back) price per equity share (₹)	Nature of consideration
May 17, 2010	9,000 equity shares to Supam Maheshwari and 1,000 equity shares to Sampada Maheshwari	Initial subscription to the Memorandum of Association	10,000	10	10.00	Cash
February 23, 2011	10,000 equity shares to Amitava Saha, 5,517 equity shares to Prashant Jadhav, 1,380 equity shares to Sanket Hattimattur and 690 equity shares Supam Maheshwari	Further issue^	17,587	10	10.00	Cash
February 28, 2011	4,868 equity shares to Bhupinder Singh, 1,352 equity shares to Saumya Mittal and 676 equity shares to Amit Bordia	Further issue^	6,896	10	3,698.00	Cash
May 30, 2011	20,116 Series A equity shares to SAIF Partners India IV Ltd.	Further issue^	20,116	10	8,828.79	Cash
October 7, 2012	2,576 equity shares from Bhupinder Singh, 715 equity shares from Saumya Mittal and 358 equity shares from Amit Bordia	Buy-back	(3,649)	10	(15,417.49)	Cash
February 20, 2013	594 equity shares to Supam Maheshwari, 613 equity shares to Amitava Saha, 338 equity shares to Prashant Jadhav, 141 equity shares to Bhupinder Singh, 85 equity shares to Sanket Hattimattur, 61 equity shares to Sampada Maheshwari, 39 equity shares to Saumya Mittal and 20 equity shares to Amit Bordia	Bonus issue	1,891	10	N.A.	N.A.
April 8, 2015	10 equity shares to Millennia	Further issue*	10	10	70,680.00	Cash
July 23, 2016	1,794 equity shares to Brainbees Employee Welfare Trust (“BEWT”)	Further issue*	1,794	10	10.00	Cash
October 15, 2016	47,971 equity shares to MRL	Further issue^	47,971	10	73,919.00	Other than cash ⁽¹⁾
March 23, 2017	Pursuant to a special resolution passed by our Shareholders at an EGM on March 23, 2017 each equity share and Series A equity share of our Company of face value of ₹10 each were sub-divided into face value of ₹5 each, therefore an aggregate authorised share capital of 35,747,130 equity shares of face value of ₹10 each were sub-divided into 71,494,260 equity shares of face value of ₹5 each and an aggregate authorised share capital of 21,000 Series A equity of face value of ₹10 each were sub-divided into 42,000 Series A equity shares of face value of ₹5 each. Accordingly, the issued, subscribed and paid up equity share capital of our Company was sub-divided from 102,616 equity shares of face value of ₹10 each into 205,232 equity shares of face value of ₹5 each					

Date of allotment/ buy-back	Name(s) of allottee(s)	Reason or nature of allotment/buy-back	No. of equity shares allotted/ (bought-back)	Face value per equity share (₹)	Issue/(buy-back) price per equity share (₹)	Nature of consideration
March 27, 2017	See notes ⁽²⁾	Bonus issue	63,991,530	5	N.A.	N.A.
March 27, 2017	28,926 equity shares to IDG Ventures India I LLC	Allotment pursuant to conversion of Series A CCPS	28,926	5	N.A.	Cash ⁽³⁾
March 27, 2017	29,402 equity shares to Vertex Asia Fund Pte. Ltd. and 14,702 equity shares to IDG Ventures India I LLC	Allotment pursuant to conversion of Series B CCPS	44,104	5	N.A.	Cash ⁽³⁾
March 27, 2017	666,900 equity shares to Vertex Asia Fund Pte. Ltd., 199,880 equity shares to IL&FS Trust Company Limited (acting as trustee for Pandara Trust Scheme I) and 800,280 equity shares to IDG Ventures India Fund I LLC	Allotment pursuant to conversion of Series C CCPS	1,667,060	5	N.A.	Cash ⁽³⁾
March 27, 2017	768,600 equity shares to Millennia, 378,480 equity shares to Vistra ITCL (India) Ltd. (acting as a trustee of Chiratae Trust), 541,120 equity shares to Vertex Asia Fund Pte. Ltd., 1,352,420 equity shares to Schroders Capital and 702,620 equity shares to IDG Ventures India Fund III LLC	Allotment pursuant to conversion of Series D2 CCPS	3,743,240	5	N.A.	Cash ⁽³⁾
January 18, 2019	73,166,655 Series E Equity Shares to SVF Frog (Cayman) Ltd ⁽⁴⁾	Further issue*	73,166,655	5	386.00	Cash
October 16, 2020 ⁽⁵⁾	924,540 equity shares from Bhupinder Singh, 256,880 equity shares from Saumya Mittal and 128,440 equity shares from Amit Bordia	Buy-back	(1,309,860)	5	(234.81)	Cash
March 27, 2021 ⁽⁵⁾	1,358,930 equity shares to PI Opportunities I	Further issue^	1,358,930	5	702.17	Cash
January 12, 2022	4,572,916 equity shares to BEWT	Allotment pursuant to conversion of Option 1 CCPS	4,572,916	5	N.A.	Cash ⁽³⁾
February 11, 2022	10,362,254 equity shares to Brainbees ESOP Trust	Further issue*	10,362,254	5	5.00	Cash
February 11, 2022	1,640 equity shares to Abhinav Sharma, 20,169 equity shares to Anirudh Chaturvedi, 29,320 equity shares to Anuj Jain, 5,679 equity shares to Manjula Rao, 2,770 equity shares to Mayank Badola, 2,741 equity shares to Nitin Jain, 3,480 equity shares to Shwetank Gupta, 2,205 equity shares to Vivek Goel, 11,006 equity shares to Pravin Patil, 7,503 equity shares to Deepak Sant and 1,515 equity shares to Shriyut Raut	Allotment pursuant to exercise under ESOP 2011	88,028	5	18.60	Cash
February 11, 2022	2,984 equity shares to Rohit Gajarmal	Allotment pursuant to exercise under ESOP 2011	2,984	5	20.89	Cash

Date of allotment/ buy-back	Name(s) of allottee(s)	Reason or nature of allotment/buy-back	No. of equity shares allotted/ (bought-back)	Face value per equity share (₹)	Issue/(buy-back) price per equity share (₹)	Nature of consideration
February 11, 2022	50,000 equity shares to Abhinav Sharma, 6,316 equity shares to Amitabh Sadasiv, 50,000 equity shares to Anirudh Chaturvedi, 50,000 equity shares to Anuj Jain, 10,502 equity shares to Arpit Agrawal, 7,279 equity shares to Ashish Sinha, 110,830 equity shares to Gautam Sharma, 391 equity shares to Lijo Mathai John, 25,000 equity shares to Manjula Rao, 50,000 equity shares to Mayank Badola, 8,507 equity shares to Megha Arora, 25,000 equity shares to Nitin Jain, 8,409 equity shares to Rahul Arora, 20,000 equity shares to Shwetank Gupta, 9,642 equity shares to Sukhjeet Singh and 50,000 equity shares to Vivek Goel	Allotment pursuant to exercise under ESOP 2011	481,876	5	23.50	Cash
February 11, 2022	5,700 equity shares to Amitabh Sadasiv, 8,550 equity shares to Arpit Agrawal, 4,275 equity shares to Ashish Sinha, 11,750 equity shares to Lijo Mathai John, 6,555 equity shares to Megha Arora, 4,275 equity shares to Rahul Arora, 8,550 equity shares to Shriyut Raut, 4,275 equity shares to Sukhjeet Singh and 8,402 equity shares to Vaishali Jadhav	Allotment pursuant to exercise under ESOP 2011	62,332	5	38.60	Cash
February 11, 2022	11,557,339 equity shares to Supam Maheshwari, 1,361,497 equity shares to Prashant Jadhav, 998,338 equity shares to Sanket Hattimattur, 99,310 equity shares to Abhinav Sharma, 41,019 equity shares to Ajoy Kumar Kar, 65,563 equity shares to Anirudh Chaturvedi, 103,856 equity shares to Anuj Jain, 107,356 equity shares to Gautam Sharma, 24,146 equity shares to Manjula Rao, 83,516 equity shares to Mayank Badola, 35,281 equity shares to Nitin Jain, 71,243 equity shares to Prashant Chauhan, 23,271 equity shares to Shwetank Gupta, 105,106 equity shares to Vivek Goel, 8,550 equity shares to Rohit Gajarmal, 8,550 equity shares to Pravin Patil, 8,550 equity shares to Deepak Sant and 9,736 equity shares to Ashish Ramesh Chavan	Further issue*	14,712,227	5	5.00	Cash
April 12, 2022	35,857 equity shares to Jayant Kumar Mahto and 66,449 equity shares to Vivek Singh	Allotment pursuant to exercise under ESOP 2011	102,306	5	5.81	Cash
April 12, 2022	6,460 equity shares to Jayant Kumar Mahto and 13,551 equity shares to Vivek Singh	Allotment pursuant to exercise under ESOP 2011	20,011	5	20.89	Cash
April 12, 2022	5,327 equity shares to Prasad Shankar Deshmukh	Allotment pursuant to exercise under ESOP 2011	5,327	5	18.60	Cash
April 25, 2022	Pursuant to a special resolution passed by our Shareholders at an EGM on April 25, 2022 each Series A Equity Share of face value of ₹5 each and Series E Equity Share of face value of ₹5 each were re-classified into ordinary equity shares of face value of ₹5 each. Accordingly, 40,232 issued, subscribed and paid-up Series A Equity Shares of face value of ₹5 each and 73,166,655 issued, subscribed and paid-up Series E Equity Shares of face value of ₹5 each were re-classified into 73,206,887 issued, subscribed and paid-up ordinary equity shares of ₹5 each					
April 25, 2022	Pursuant to a special resolution passed by our Shareholders at an EGM on April 25, 2022 each equity share of face value of ₹5 each was sub-divided into face value of ₹2 each, therefore an aggregate authorised share capital of 180,982,000 equity shares of face value of ₹5 each were sub-divided into 452,455,000 equity shares of face value of ₹2 each					

Date of allotment/ buy-back	Name(s) of allottee(s)	Reason or nature of allotment/buy-back	No. of equity shares allotted/ (bought-back)	Face value per equity share (₹)	Issue/(buy-back) price per equity share (₹)	Nature of consideration
December 27, 2023	14,900,705 Equity Shares to Brainbees ESOP Trust	Allotment pursuant to ESOP 2023	14,900,705	2	243.72	Cash
July 5, 2024	<ul style="list-style-type: none"> • Conversion of Series A CCPS to Equity Shares and allotment of 72,315 Equity Shares to PI Opportunities I; • Conversion of Series B CCPS to Equity Shares and allotment of 36,755 Equity Shares to PI Opportunities I; • Conversion of Series C CCPS to Equity Shares and allotment of 10,738,987 Equity Shares to Valiant, 4,279,925 Equity Shares to TPG, 1,816,383 Equity Shares to PI Opportunities I, 238,505 Equity Shares to Chiratae Ventures Master Fund IV, 316,163 Equity Shares to Chiratae Ventures India Fund IV, 110,937 Equity Shares to Technology Venture Fund; • Conversion of Series C1 CCPS to Equity Shares and allotment of 438,100 Equity Shares to PI Opportunities I; • Conversion of Series C2 CCPS to Equity Shares and allotment of 77,900 Equity Shares to Ratan Tata; • Conversion of Series D1 CCPS to Equity Shares and allotment of 12,217,950 Equity Shares to M&M; • Conversion of Series D2 CCPS to Equity Shares and allotment of 3,847,105 Equity Shares to Valiant, 338,200 Equity Shares to Prathithi Investment Trust, 169,100 Equity Shares to Castle Investments and Industries Private Limited, 169,100 Equity Shares to Satyadharna Investments and Trading Company Private Limited, 106,750 Equity Shares to PI Opportunities I, 75,033 Equity Shares to Chiratae Ventures Master Fund IV, 99,462 Equity Shares to Chiratae Ventures India Fund IV, 34,900 Equity Shares to Technology Venture Fund. 	Allotment pursuant to the conversion of Preference Shares ⁽³⁾	35,183,570	2	NA	NA

⁽¹⁾ 47,971 equity shares were allotted by our Company as consideration pursuant to the Business Transfer (Mahindra) (as defined hereinafter). For further details, see “History and Certain Corporate Matters—Details regarding material acquisitions or divestments of business/undertakings, mergers, amalgamation, any revaluation of assets, etc. in the last 10 years – Business Transfer Agreements – Business transfer agreement dated October 15, 2016 (“Business Transfer Agreement (Mahindra)”) entered into amongst MRL, Supam Maheshwari, Amitava Saha, Prashant Jadhav, Sanket Hattimattur and our Company” on page 321.

* Issuance made pursuant to rights issue under Section 62 of the Companies Act, 2013.

^ Issuance made pursuant to preferential allotment under Section 62 of the Companies Act, 2013.

⁽²⁾ Allotment of 3,717,630 equity shares to Supam Maheshwari, 3,841,992 equity shares to Amitava Saha, 2,106,216 equity shares to Prashant Jadhav, 446,796 equity shares to Sanket Hattimattur, 678,132 equity shares to BEWT, 401,058 equity shares to Sampada Maheshwari, 919,674 equity shares to Bhupinder Singh, 255,528 equity shares to Saumya Mittal, 127,764 equity shares to Amit Bordia, 49,896 equity shares to Millennia, 18,133,038 equity shares to MRL, 40,446 equity shares to IDG Ventures India Fund III LLC, 21,546 equity shares to Vistra ITCL (India) Limited (acting as a trustee of Chiratae Trust), 7,560 equity shares to Prathithi Investment Trust, 3,780 equity shares to Castle Investment and Industries Private Limited, 3,780 equity shares to Satyadharna Investments and Trading Company Private Limited, 92,232 equity shares to Valiant Mauritius Partners FDI Limited., 30,618 equity shares to Vertex Asia Fund Pte. Ltd., 230,580 equity shares to Mahindra Holdings Limited, 76,734 equity shares to Schroders Capital, 7,603,848 Series A equity shares to SAIF Partners India IV Ltd., 5,467,014 equity shares to SAIF Partners India IV Ltd., 5,467,014 equity shares to IDG Ventures India I LLC, 2,778,678 equity shares to SAIF Partners India IV Ltd., 2,778,678 equity shares to IDG Ventures India I LLC, 5,556,978 equity shares to Vertex Asia Fund Pte. Ltd. And 3,154,320 equity shares to Millennia.

⁽³⁾ Consideration for such equity shares (issued pursuant to such conversion of preference shares) was paid at the time of issuance of such preference shares. For details, see “Notes to Capital Structure— Preference share capital history” below.

- ⁽⁴⁾ These equity shares were allotted on a partly paid-up basis with ₹1.88 per equity share towards face value and ₹143.67 per equity share towards premium amount paid at the time of allotment. Further, ₹1.87 per equity share towards face value and ₹142.40 per equity share towards premium amount paid was paid at the time of first call on January 16, 2020 and ₹1.25 per equity share towards face value and ₹94.93 per equity share towards premium amount paid was paid at the time of second call on January 15, 2021. These equity shares are fully paid-up as on the date of this Red Herring Prospectus.
- ⁽⁵⁾ Our Company and certain directors, our Chief Financial Officer, Gautam Sharma and our former company secretary, Samantha Rego (the "Applicants") had filed a suo moto compounding application before the Regional Director, Western Region, situated at Mumbai (the "Regional Director") under Section 441 of the Companies Act 2013 for violating section 68(8) of Companies Act 2013 by issuing and allotting equity shares through preferential allotment on March 27, 2021 within six months of completing a buy-back on October 16, 2020. The Regional Director, pursuant to an order dated July 24, 2023, disposed of the compounding application and noted that a compounding fee aggregating to ₹ 0.56 million had been paid by the Applicants.

(b) Preference share capital history

The following table sets forth the history of the preference share capital of our Company.

Date of allotment	Name(s) of allottee(s)	Reason/nature of allotment	No. of Preference Shares allotted	Face value per Preference Share (₹)	Issue price per Preference Share (₹)	Nature of consideration
February 2, 2012	14,463 Series A CCPS to SAIF Partners India IV Ltd.	Further issue [^]	14,463	10	24,115.81	Cash
February 2, 2012	14,463 Series A CCPS to IDG Ventures India I LLC	Further issue [^]	14,463	10	23,829.26	Cash
January 8, 2014	7,351 Series B CCPS to SAIF Partners India IV Ltd.	Further issue [^]	7,351	10	31,709.00	Cash
January 8, 2014	7,351 Series B CCPS to IDG Ventures India I LLC	Further issue [^]	7,351	10	31,793.00	Cash
January 8, 2014	14,701 Series B CCPS to Vertex Asia Fund Pte. Ltd.	Further issue [^]	14,701	10	31,767.00	Cash
February 3, 2015	877 Series C CCPS to SAIF Partners India IV Ltd., 2,106 Series C CCPS to IDG Ventures India Fund II LLC and 526 Series C CCPS to Pandara Trust Scheme I	Further issue [^]	3,509	100	70,440.60	Cash
February 3, 2015	1,755 Series C CCPS to Vertex Asia Fund Pte. Ltd.	Further issue [^]	1,755	100	70,440.07	Cash
February 3, 2015	17,545 Series C CCPS to Valiant Mauritius Partners FDI Limited	Further issue [^]	17,545	100	70,383.60	Cash
April 8, 2015	8,762 Series C1 CCPS to Millennia	Further issue [^]	8,762	100	70,680.00	Cash
March 10, 2016	82 Series C2 CCPS to Ratan Tata	Further issue [^]	82	10	80,487.80	Cash
October 24, 2016	12,861 Series D1 CCPS to Mahindra Engineering and Chemical Products Limited	Further issue [^]	12,861	100	73,919.00	Cash
November 11, 2016	1,849 Series D2 CCPS to IDG Ventures India Fund III LLC, 1,424 Series D2 CCPS to Vertex Asia Fund Pte. Ltd., 4,270 Series D2 CCPS to Valiant Mauritius Partners FDI Limited, 2,135 Series D2 CCPS to Millennia, 3,559 Series D2 CCPS to Schroders Capital, 356 Series D2 CCPS to Pratithi Investment Trust, 996 Series D2 CCPS to Vistra ITCL (India) Limited (acting as a trustee of Chiratae Trust), 178 Series D2 CCPS to Castle Investment and Industries Private Limited and 178 Series D2 CCPS to Satyadharma Investments and Trading Company Private Limited	Further issue [^]	14,945	100	89,059.00	Cash
March 23, 2017	Pursuant to a special resolution passed by our Shareholders at an EGM on March 23, 2017 each preference share of our Company of face value of ₹10 and ₹100 each was sub-divided into ₹5 each, therefore an aggregate authorised share capital of 31,000 Series A CCPS, 173,233 Series B CCPS and 15,580 Series C2 CCPS of ₹10					

Date of allotment	Name(s) of allottee(s)	Reason/nature of allotment	No. of Preference Shares allotted	Face value per Preference Share (₹)	Issue price per Preference Share (₹)	Nature of consideration
	each and 437,133 Series C CCPS, 8,762 Series C1 CCPS, 244,359 Series D1 CCPS and 283,955 Series D2 CCPS of ₹100 each were sub-divided into 62,000 Series A CCPS, 346,466 Series B CCPS, 8,742,660 Series C CCPS, 175,240 Series C1 CCPS, 31,160 Series C2 CCPS, 4,887,180 Series D1 CCPS and 5,679,100 Series D2 CCPS of ₹5 each					
March 27, 2017	See notes ⁽¹⁾	Bonus issue	18,252,396	5	N.A.	N.A.
March 27, 2017	28,926 equity shares to IDG Ventures India I LLC	Conversion of Series A CCPS	(28,926)	5	N.A.	Cash ⁽²⁾
March 27, 2017	29,402 equity shares to Vertex Asia Fund Pte. Ltd. and 14,702 equity shares to IDG Ventures India I LLC	Conversion of Series B CCPS	(44,104)	5	N.A.	Cash ⁽²⁾
March 27, 2017	666,900 equity shares to Vertex Asia Fund Pte. Ltd., 199,880 equity shares to IL&FS Trust Company Limited (acting as trustee for Pandara Trust Scheme I) and 800,280 equity shares to IDG Ventures India Fund II LLC	Conversion of Series C CCPS	(1,667,060)	5	N.A.	Cash ⁽²⁾
March 27, 2017	768,600 equity shares to Millennia, 378,480 equity shares to Vistra ITCL (India) Ltd. (acting as a trustee of Chiratae Trust), 541,120 equity shares to Vertex Asia Fund Pte. Ltd., 1,352,420 equity shares to Schroders Capital and 702,620 equity shares to IDG Ventures India Fund III LLC	Conversion of Series D2 CCPS	(3,743,240)	5	N.A.	Cash ⁽²⁾
December 31, 2018	12,034 Option 1 CCPS to BEWT	Further issue [^]	12,034	5	5.00	Cash
January 12, 2022	4,572,916 equity shares to BEWT	Conversion of Option 1 CCPS	(12,034)	5	N.A.	Cash ⁽²⁾
April 25, 2022	Pursuant to a special resolution passed by our Shareholders at an EGM on April 25, 2022 each preference share of face value of ₹5 each was sub-divided into ₹2 each, therefore an aggregate authorised share capital of 62,000 Series A CCPS, 346,466 Series B CCPS, 8,742,660 Series C CCPS, 175,240 Series C1 CCPS, 31,160 Series C2 CCPS, 4,887,180 Series D1 CCPS, 5,679,100 Series D2 CCPS of ₹5 each, 12,200 Option 1 CCPS of ₹5 each and 28,000 Option 2 CCPS of ₹5 each were sub-divided into 155,000 Series A CCPS, 866,165 Series B CCPS, 21,856,650 Series C CCPS, 438,100 Series C1 CCPS, 77,900 Series C2 CCPS, 12,217,950 Series D1 CCPS, 14,197,750 Series D2 CCPS of ₹2 each, 30,500 Option 1 CCPS of ₹2 each and 70,000 Option 2 CCPS of ₹2 each.					
July 5, 2024	<ul style="list-style-type: none"> • Conversion of Series A CCPS to Equity Shares and allotment of 72,315 Equity Shares to PI Opportunities I; • Conversion of Series B CCPS to Equity Shares and allotment of 36,755 Equity Shares to PI Opportunities I; • Conversion of Series C CCPS to Equity Shares and allotment of 10,738,987 Equity Shares to Valiant, 4,279,925 Equity Shares to TPG, 1,816,383 Equity Shares to PI Opportunities I, 238,505 Equity Shares to Chiratae Ventures Master Fund IV, 316,163 Equity Shares to Chiratae Ventures India Fund IV, 110,937 Equity Shares to Technology Venture Fund; 	Conversion of Preference Shares ⁽²⁾	(35,183,570)	2	NA	NA

Date of allotment	Name(s) of allottee(s)	Reason/nature of allotment	No. of Preference Shares allotted	Face value per Preference Share (₹)	Issue price per Preference Share (₹)	Nature of consideration
		<ul style="list-style-type: none"> • Conversion of Series C1 CCPS to Equity Shares and allotment of 438,100 Equity Shares to PI Opportunities I; • Conversion of Series C2 CCPS to Equity Shares and allotment of 77,900 Equity Shares to Ratan Tata; • Conversion of Series D1 CCPS to Equity Shares and allotment of 12,217,950 Equity Shares to M&M; • Conversion of Series D2 CCPS to Equity Shares and allotment of 3,847,105 Equity Shares to Valiant, 338,200 Equity Shares to Prathithi Investment Trust, 169,100 Equity Shares to Castle Investments and Industries Private Limited, 169,100 Equity Shares to Satyadharna Investments and Trading Company Private Limited, 106,750 Equity Shares to PI Opportunities I, 75,033 Equity Shares to Chiratae Ventures Master Fund IV, 99,462 Equity Shares to Chiratae Ventures India Fund IV, 34,900 Equity Shares to Technology Venture Fund. 				

⁽¹⁾ Allotment of 315,720 Series C CCPS to SAIF Partners India IV Ltd., 758,160 Series C CCPS to IDG Ventures India Fund II LLC, 189,360 Series C CCPS to IL&FS Trust Company Limited (acting as trustee for Pandara Trust Scheme I), 631,800 Series C CCPS to Vertex Asia Fund Pte. Ltd., 6,316,200 Series C CCPS to Valiant Mauritius Partners FDI Limited, 30,996 Series C2 CCPS to Ratan Tata, 4,629,960 Series D1 CCPS to Mahindra Engineering & Chemical Products Limited, 665,640 Series D2 CCPS to IDG Ventures India Fund III LLC, 358,560 Series D2 CCPS to Vistra ITCL (India) Limited (acting as a trustee of Chiratae Trust), 128,160 Series D2 CCPS to Pratiithi Investment Trust, 64,080 Series D2 CCPS to Castle Investment and Industries Private Limited, 64,080 Series D2 CCPS to Satyadharna Investments and Trading Company Private Limited, 1,537,200 Series D2 CCPS to Valiant Mauritius Partners FDI Limited, 512,640 Series D2 CCPS to Vertex Asia Fund Pte. Ltd., 768,600 Series D2 CCPS to Millennia and 1,281,240 Series D2 CCPS to Schroders Capital.

⁽²⁾ Consideration for such equity shares (issued pursuant to such conversion of preference shares) was paid at the time of issuance of such preference shares.

[^] Issuance made pursuant to preferential allotment under Section 62 of the Companies Act, 2013.

2. Acquisition or transfer of equity shares and preference shares of our Company through secondary transaction by the Selling Shareholders

Except as disclosed below, the Selling Shareholders have not transferred or acquired Equity Shares and Preference Shares of our Company through secondary transactions:

Date of transfer	Transferor	Transferee	Number of equity / preference shares	Face value per share	Transfer price per share (in ₹)
November 11, 2016	Amitava Saha ⁽¹⁾	Mahindra Holdings Limited	364	10	89,059
	Supam Maheshwari ⁽¹⁾	Mahindra Holdings Limited	246	10	89,059
	Prashant Jadhav ⁽¹⁾	Castle Investment and Industries Private Limited ⁽¹⁾	10	10	89,059
		Satyadharna Investments and Trading Company Private Limited ⁽¹⁾	10	10	89,059
		Vistra ITCL (India) Limited acting as Trustee for Chiratae Trust	57	10	89,059
	Pratiithi Investment Trust represented by Senapathy Gopalakrishnan ⁽¹⁾	20	10	89,059	

Date of transfer	Transferor	Transferee	Number of equity / preference shares	Face value per share	Transfer price per share (in ₹)		
November 22, 2016	Amitava Saha ⁽¹⁾	NEA FDI III Limited	85	10	89,059		
	Sanket Hattimattur ⁽¹⁾	Valiant Mauritius Partners FDI Limited	165	10	89,059		
		Vertex Asia Fund Pte. Ltd.	81	10	89,059		
	Supam Maheshwari ⁽¹⁾	NEA FDI III Limited	37	10	89,059		
November 22, 2016	Prashant Jadhav ⁽¹⁾	Schroders Capital Private Equity Asia Mauritius II Limited represented by Adveq Asia Mauritius II Limited	203	10	89,059		
		IDG Ventures India Fund III LLC	107	10	89,059		
December 20, 2019	IDG Ventures India I LLC	Valiant Mauritius Partners FDI Limited	79	10	89,059		
March 17, 2021	SAIF Partners India IV Limited	NewQuest Asia Investments III Limited	8,289,320	5	274.37		
March 25, 2021	Vertex Asia Fund Pte. Ltd.	TPG Growth V SF Markets Pte. Ltd. ⁽¹⁾	4,749,701	5	702.17		
		TPG Growth V SF Markets Pte. Ltd. ⁽¹⁾	3,151,386	5	702.17		
March 26, 2021	SAIF Partners India IV Limited	NewQuest Asia Investments III Limited	1,039,634	5	702.17		
		Sage Investment Trust	1,400,43	5	702.17		
March 27, 2021	Mahindra & Mahindra Limited ⁽¹⁾⁽²⁾	Anchor Partners ⁽¹⁾	251,577	5	702.17		
		Apricot Investments Limited ⁽¹⁾	3,577,361	5	702.17		
		Vertex Asia Fund Pte. Ltd.	3,151,386	5	702.17		
		Elcid Investments Limited	102,780	5	702.17		
		Tru Trading and Investments Private Limited	51,390	5	702.17		
		Jaldhar Investments and Trading Company Limited	51,390	5	702.17		
		Nehal Trading And Investments Private Limited	34,265	5	702.17		
		Unnati Trading And Investments Private Limited.	34,265	5	702.17		
		Jalaj Trading And Investment Company Private Limited	34,265	5	702.17		
		Satyadharma Investments and Trading Company Private Limited ⁽¹⁾	51,390	5	702.17		
		Castle Investment and Industries Private Limited	51,390	5	702.17		
		Pratithi Investment Trust represented by Senapathy Gopalakrishnan ⁽¹⁾	311,885	5	702.17		
		Kiran Vyapar Limited	99,236	5	702.17		
		Chiratae Ventures Master Fund IV	212,649	5	702.17		
March 31, 2021	Vertex Asia Fund Pte. Ltd.	Chiratae Ventures India Fund IV	212,649	5	702.17		
		PI Opportunities Fund- 1 ⁽¹⁾	2,215,458	5	702.17		
		SAIF Partners India IV Limited	3,000,804	5	702.17		
		Mahindra Holdings Limited	231,800	5	702.17		
		Millenna FDI III Limited	821,694	5	702.17		
		SAIF Partners India IV Limited	40,232	5	702.17		
		Mahindra & Mahindra Limited ⁽¹⁾⁽²⁾	534,672	5	702.17		
		Schroders Capital Private Equity Asia Mauritius II Limited represented by Adveq Asia Mauritius II Limited	418,702	5	702.17		
		December 20, 2021	SVF Frog (Cayman) Ltd ⁽¹⁾	Bharti (SBM) Holdings Private Limited	7,260,223	5	702.17
		December 23, 2021	NewQuest Asia Investments Limited	III Bharti (SBM) Holdings Private Limited	1,732,613	5	702.17
December 28, 2021	NewQuest Asia Investments Limited	III PI Opportunities Fund- 1 ⁽¹⁾	165,693	5	702.17		
December 29, 2021	IDG Ventures India II LLC	PI Opportunities Fund- 1 ⁽¹⁾	37,194	5	702.17		

Date of transfer	Transferor	Transferee	Number of equity / preference shares	Face value per share	Transfer price per share (in ₹)		
December 29, 2021	IDG Ventures India Fund III LL	PI Opportunities Fund- 1 ⁽¹⁾	133,229	5	702.17		
		Satyadhama Investments and Trading Company Private Limited ⁽¹⁾	35,392	5	702.17		
	Schroders Capital Private Equity	Pratithi Investment Trust represented by Senapathy Gopalakrishnan ⁽¹⁾	61,937	5	702.17		
		Kiran Vyapar Limited	106,176	5	702.17		
		Harish Pravindchandra Shah and Bina Harish Shah	61,937	5	702.17		
		Anoop Prakash Sharma Family Trust	30,968	5	702.17		
		Elcid Investments Limited	30,968	5	702.17		
April 8, 2022	SVF Frog (Cayman) Ltd ⁽¹⁾	PI Opportunities Fund- 1 Scheme II	10,582,907	5	1,107.02		
August 1, 2023	Prashant Jadhav ⁽¹⁾	Sharrp Ventures Capital Private Limited	213,867	2	487.44		
		MEMG Family Office LLP	534,666	2	487.44		
	Sanket Hattimattur ⁽¹⁾	Sharrp Ventures Capital Private Limited	190,104	2	487.44		
		MEMG Family Office LLP	475,259	2	487.44		
		Supam Maheshwari ⁽¹⁾	Sharrp Ventures Capital Private Limited	475,259	2	487.44	
	August 2, 2023	Sanket Hattimattur ⁽¹⁾	MEMG Family Office LLP	1,188,147	2	487.44	
			DSP HMK Holdings Private Limited	155,251	2	487.44	
Supam Maheshwari ⁽¹⁾		DSP Investment Private Limited	307,730	2	487.44		
		DSP Adiko Holdings Private Limited	30,496	2	487.44		
		DSP HMK Holdings Private Limited	49,902	2	487.44		
Prashant Jadhav ⁽¹⁾		DSP Adiko Holdings Private Limited	174,658	2	487.44		
		Sharrp Ventures Capital Private Limited	1,172,305	2	487.44		
	SVF Frog (Cayman) Ltd ⁽¹⁾	MEMG Family Office LLP	2,930,764	2	487.44		
	Hemendra M. Kothari	820,614	2	487.44			
August 18, 2023	SVF Frog (Cayman) Ltd ⁽¹⁾	DSP Adiko Holdings Private Limited	102,576	2	487.44		
		DSP HMK Holdings Private Limited	102,577	2	487.44		
		September 7, 2023	Supam Maheshwari ⁽¹⁾	Dream Duo LLP	871,902	2	487.44
		October 12, 2023	SVF Frog (Cayman) Ltd ⁽¹⁾	Namrata Manohar Kabra	102,577	2	487.44
Madhu Silica Private Limited	512,884			2	487.44		
Vijaya Nalla	512,884			2	487.44		
Govindan Nirmala	307,730			2	487.44		
Rakesh Bhikkhalal Shah	512,884			2	487.44		
Sachin Tendulkar/ Anjali S Tendulkar	205,153			2	487.44		
October 13, 2023	SVF Frog (Cayman) Ltd ⁽¹⁾			PAM Family Trust	410,307	2	487.44
October 16, 2023	SVF Frog (Cayman) Ltd ⁽¹⁾	Shradha Family Trust	205,153	2	487.44		
		PMJ Holdings	307,730	2	487.44		
October 20, 2023	SVF Frog (Cayman) Ltd ⁽¹⁾	Ornet Intermediates Private Limited	102,577	2	487.44		
		Tejas Nanubhai Majithia	307,730	2	487.44		
		Vedarth Family Trust	307,730	2	487.44		
		Kaushik Majithia Family Trust	307,730	2	487.44		
		OMEZ Real Estate LLP	307,730	2	487.44		
		November 13, 2023	SVF Frog (Cayman) Ltd ⁽¹⁾	Srinivasan Trust	574,429	2	487.44
November 17, 2023	Supam Maheshwari ⁽¹⁾	AVDMT Partners LLP	41,000	2	487.44		
		Gaurav Deepak	41,000	2	487.44		

Date of transfer	Transferor	Transferee	Number of equity / preference shares	Face value per share	Transfer price per share (in ₹)
		Karan Sharma	20,500	2	487.44
		Pranay Mahendra Jain	51,300	2	487.44
		Anirban Banerjee	20,500	2	487.44
		Manoj Kumar Kohli	41,030	2	487.44
November 30, 2023	SVF Frog (Cayman) Ltd ⁽¹⁾	Ravi Modi	2051,534	2	487.44
		Divya Agarwal	307,730	2	487.44
		Nitinbhai Raojibhai Desai HUF	102,000	2	487.44
		Meena Nitin Desai & Nitin Raojibhai Desai	102,000	2	487.44
		Bimal Natubhai Desai HUF	102,000	2	487.44
		Sahana Bimal Desai & Bimal Natubhai Desai	102,000	2	487.44
		Desons Holdings & Finance Private Limited	208,000	2	487.44
December 15, 2023	SVF Frog (Cayman) Ltd ⁽¹⁾	Pokepola Enterprises LLP	205,153	2	487.44
		Bulwark Partners	410,306	2	487.44
		Pravin Hiralal Jain and Vandana Pravin Jain	102,000	2	487.44
		Pravin Shripad Bhalerao	102,000	2	487.44
		Kanwaljit Singh & Suzanne Singh	307,730	2	487.44
December 20, 2023	Supam Maheshwari ⁽¹⁾	Desons Holdings & Finance Private Limited	205,153	2	487.44
		Nitinbhai Raojibhai Desai HUF	102,577	2	487.44
		Bimal Natubhai Desai HUF	102,577	2	487.44
		Subham Buildwell Private Limited	830,871	2	487.44
		Narantak Dealcom Ltd	830,871	2	487.44
		Srinivas Namala	512,884	2	487.44
		Anmol Rashesh Bhansali	102,576	2	487.44
		Rashesh Manharbhai Bhansali	102,577	2	487.44
December 21, 2023	Prashant Jadhav ⁽¹⁾	Chiratae Growth Fund I	176,161	2	487.44
		Pratithi Investment Trust represented by Senapathy Gopalakrishnan ⁽¹⁾	307,356	2	487.44
		IIFL Large Value Fund - Series 1A	274,635	2	487.44
	Supam Maheshwari ⁽¹⁾	Chiratae Growth Fund I	3,106,294	2	487.44
		Pratithi Investment Trust represented by Senapathy Gopalakrishnan ⁽¹⁾	308,104	2	487.44
Preference Shares					
March 17, 2021	Valiant Mauritius Partners Limited	FDI TPG Growth V SF Markets Pte. Ltd. ⁽¹⁾	1,711,970	5	702.17
March 27, 2021	SAIF Partners India IV Limited	PI Opportunities Fund- 1 ⁽¹⁾	28,926	5	702.17
		PI Opportunities Fund- 1 ⁽¹⁾	14,702	5	702.17
		PI Opportunities Fund- 1 ⁽¹⁾	333,260	5	702.17
	Valiant Mauritius Partners FDI Ltd.	PI Opportunities Fund- 1 ⁽¹⁾	393,293	5	702.17
	Millenna FDI III Limited	PI Opportunities Fund- 1 ⁽¹⁾	175,240	5	702.17
		PI Opportunities Fund- 1 ⁽¹⁾	42,700	5	702.17

⁽¹⁾ Is a Selling Shareholder in the Offer.

⁽²⁾ Sale by erstwhile Mahindra Retail Limited that has been merged into Mahindra & Mahindra limited ("M&M") pursuant to the scheme of merger by absorption of Mahindra Retail Limited, Mahindra Engineering and Chemical Products Limited, and Retail Initiative Holdings Limited with M&M that was approved by the National Company Law Tribunal, Mumbai Bench on March 24, 2022. Such scheme

has become effective from April 29, 2022

Terms of Conversion of Preference Shares

As on the date of this Red Herring Prospectus, all Preference Shares have been converted into Equity Shares and there are no Preference Shares outstanding.

3. Shares issued for consideration other than cash

Except as disclosed below, our Company has not issued any equity shares or preference shares for consideration other than cash since its incorporation.

Date of allotment	Name(s) of allottee(s)	Reason or nature of allotment	No. of equity shares allotted	Face value per equity share (₹)	Issue price per equity share (₹)	Benefits accrued to our Company
October 15, 2016	47,971 equity shares to MRL	Further issue ⁽¹⁾	47,971	10	74,103.93 ⁽²⁾	47,971 equity shares were allotted by our Company as consideration pursuant to the Business Transfer Agreement (Mahindra). ⁽³⁾

⁽¹⁾ Issuance made pursuant to preferential allotment under Section 62 of the Companies Act, 2013.

⁽²⁾ Includes stamp duty.

⁽³⁾ For further details, see “History and Certain Corporate Matters— Details regarding material acquisitions or divestments of business/undertakings, mergers, amalgamation, any revaluation of assets, etc. in the last 10 years – Business Transfer Agreements - Business transfer agreement dated October 15, 2016 (“Business Transfer Agreement (Mahindra)”) entered into amongst MRL, Supam Maheshwari, Amitava Saha, Prashant Jadhav, Sanket Hattimattur and our Company” on page 321.

4. Shares issued out of revaluation reserves

Our Company has not issued any equity shares or preference shares out of revaluation reserves since its incorporation.

5. Allotment of shares pursuant to schemes of arrangement

Our Company has not allotted any equity shares or preference shares pursuant to any scheme of amalgamation approved under Sections 391 to 394 of the Companies Act, 1956 or Sections 230 to 234 of the Companies Act 2013.

6. Issue of equity shares under employee stock option schemes

Except pursuant to the exercise of employee stock options granted pursuant to the Employee Stock Option Plans, our Company has not issued any equity shares under employee stock option schemes. See “– Notes to Capital Structure –Share capital history of our Company – Equity Share capital history” above.

7. Issue of equity shares and preference shares at a price lower than the Offer Price in the last one year

Except as disclosed below, our Company has not issued any Equity Shares or Preference Shares during a period of one year preceding the date of this Red Herring Prospectus at a price lower than the Offer Price.

Date of allotment/ buy-back	Name(s) of allottee(s)	Reason or nature of allotment	No. of Equity Shares allotted	Face value per Equity Share (₹)	Issue price per Equity Share (₹)	Nature of consideration
December 27, 2023	Brainbees ESOP Trust	Allotment pursuant to ESOP 2023	14,900,705	2	243.72	Cash

8. History of build-up of Supam Maheshwari's shareholding in our Company

Set forth below is the build-up of Supam Maheshwari's shareholding since May 17, 2010:

Date of allotment/transfer /buy-back	Face value per equity share (₹)	Number of equity shares allotted/transferred/bought back	Issue/acquisition/transfer/buy-back price per equity share (₹) [#]	Nature of transaction	Nature of consideration	Cumulative amount paid for the equity shares	Cumulative number of equity shares	% of the Share capital
May 17, 2010	10	9,000	10.00	Initial subscription to Memorandum of Association	Cash	90,000	9,000	90.00
February 23, 2011	10	690	10.00	Further Allotment	Cash	96,900	9,690	35.13
February 20, 2013	10	594	-	Bonus Issue	Other than cash	96,900	10,284	12.58
November 11, 2016	10	(246)	9.42	Transfer	Cash	92,669	9,835	4.46
November 22, 2016	10	(203)	9.42	Transfer	Cash	94,987	10,081	4.57
March 23, 2017	5	9,835	-	Sub division of shares of face value from ₹ 10 to ₹ 5 each	Other than cash	92,669	19,670	4.46*
March 27, 2017	5	3,717,630	-	Bonus Issue	Other than cash	92,669	3,737,300	4.46
February 11, 2022	5	11,557,339	5.00	Right Issue	Cash*	57,879,364	15,294,639	8.17
April 25, 2022	2	22,941,958	-	Sub division of shares of face value from ₹ 5 to ₹ 2 each	Other than cash	57,879,364	38,236,597	8.16
August 1, 2023	2	(46,205)	0.01	Transfer	Cash	57,878,906	38,190,392	8.15
	2	(2,970)	0.01	Transfer	Cash	57,878,877	38,187,422	8.15
	2	(1,614,231)	0.01	Transfer	Cash	57,862,866	36,573,191	7.81
August 2, 2023	2	(388,128)	0.01	Transfer	Cash	57,859,017	36,185,063	7.72
September 7, 2023	2	(871,902)	0.01	Transfer	Cash	57,850,369	35,313,161	7.54
November 17, 2023	2	(215,330)	0.01	Transfer	Cash	57,848,233	35,097,831	7.49
December 20, 2023	2	(2,790,086)	0.01	Transfer	Cash	57,820,560	32,307,745	6.90
December 21, 2023	2	(3,414,398)	0.01	Transfer	Cash	57,786,695	28,893,347	6.17

* Includes percentage towards bonus shares allotted on March 27, 2017.

[#] Weighted average cost of acquisition or transfer, after considering effects of bonus issuances and sub-division of equity shares.

[Remainder of this page intentionally left blank]

9. **Statutory Lock-in requirements**

(i) ***Details of Equity Shares locked-in for eighteen months***

Our Company does not have an identifiable promoter in terms of the SEBI ICDR Regulations and the Companies Act 2013. Accordingly, in terms of Regulation 14(1) of the SEBI ICDR Regulations, there is no requirement of minimum promoter's contribution in this Offer and accordingly, none of the Equity Shares will be locked in for a period of eighteen months pursuant to the Offer.

(ii) ***Details of Equity Shares locked-in for six months***

In terms of Regulation 17 of the SEBI ICDR Regulations, the entire pre-Offer equity share capital will be locked-in for a period of six months from the date of Allotment, other than (a) Equity Shares which are transferred as part of the Offer for Sale, (b) Equity Shares allotted to employees (whether currently an employee or not) pursuant to the Employee Stock Option Plans, prior to the Offer and (d) Equity Shares held by an employee stock option trust or transferred to the employees (whether currently an employee or not) by an employee stock option trust pursuant to exercise of options by the employees. In terms of Regulation 17(c) of the SEBI ICDR Regulations, Equity Shares held by a venture capital fund ("VCF") or alternative investment fund ("AIF") of category I or category II or a foreign venture capital investor ("FVCI") shall not be locked-in for a period of six months from the date of Allotment, provided that such Equity Shares shall be locked-in for a period of at least six months from the date of purchase by the venture capital fund or alternative investment fund of category I or category II or foreign venture capital investor. However, in accordance with Regulation 8A of the SEBI ICDR Regulations, in case such VCF or AIF or FVCI are also selling shareholders in the Offer, the relaxation from lock-in period provided under Regulation 17(c) of the SEBI ICDR Regulations, as set out above, shall not be available to any VCF or AIF or FVCI holding, individually or with persons acting in concert, more than 20% of the pre-Offer shareholding of our Company on a fully diluted basis. As required under Regulation 20 of the SEBI ICDR Regulations, our Company shall ensure that the details of the Equity Shares locked-in are recorded by the relevant Depository. Accordingly, subject to completion of the six months holding period from the date of purchase, all Equity Shares held by PI Opportunities I (category II AIF) shall be exempted from the aforementioned lock-in requirement.

Further, any unsold portion of the Equity Shares offered pursuant to the Offer for Sale will be locked-in as required under the SEBI ICDR Regulations.

The Equity Shares held by any person and locked-in for a period of six months from the date of Allotment in the Offer may be transferred to any other person holding the Equity Shares which are locked-in, subject to continuation of the lock-in in the hands of transferees for the remaining period (and such transferees shall not be eligible to transfer until the expiry of the lock-in period) and compliance with the Takeover Regulations.

(iii) ***Lock-in of Equity Shares Allotted to Anchor Investors***

50% of the Equity Shares Allotted to Anchor Investors in the Anchor Investor Portion shall be locked-in for a period of 90 days from the date of Allotment and the remaining 50% of the Equity Shares Allotted to such Anchor Investors shall be locked in for a period of 30 days from the date of Allotment or as provided by the SEBI ICDR Regulations.

For details in relation to a lock-in of Equity shares which has been agreed upon amongst various Shareholders, see "*History and Certain Corporate Matters – Summary of key agreements and shareholders' agreements – Shareholders Agreement*" on page 322.

[Remainder of this page intentionally left blank]

10. Our shareholding pattern

Set forth below is the shareholding pattern of our Company as on the date of this Red Herring Prospectus:

Category (I)	Category of shareholder (II)	Number of shareholders (III)	Number of fully paid up Equity Shares held (IV)	Number of Partly paid-up Equity Shares held (V)	Number of underlying Depository Receipts (VI)	Total number of shares held (VII)=(IV)+(V)+(VI)	Shareholding as a % of total number of shares (calculated as per SCRR, 1957) (VIII) As a % of (A+B+C2)	Number of Voting Rights held in each class of securities (IX)			Number of Equity shares (A+B+C)	Shareholding, as a % assuming full conversion of convertible securities (including Warrants) (X) (VII)+(X) As a % of (A+B+C2)	Number of Locked in Equity Shares (XII)	Number of Equity Shares pledged or otherwise encumbered (XIII)	Number of Equity Shares held in dematerialized form (XIV)
								Class eg: Equity Shares	Class eg: CCPS	Total					
(A)	Promoters and Promoter Group	-	-	-	-	-	-	-	-	-	-	-	-	-	-
(B)	Public	117	429,406,540	-	-	429,406,540	88.84%	429,406,540	-	429,406,540	88.84%	-	-	-	429,406,540
(C)	Non Promoter-Non Public	2	53,942,930	-	-	53,942,930	11.16%	53,942,930	-	53,942,930	11.16%	-	-	-	53,942,930
(C1)	Shares underlying DRs	-	-	-	-	-	-	-	-	-	-	-	-	-	-
(C2)	Shares held by Employee Trusts	2	53,942,930	-	-	53,942,930	11.16%	53,942,930	-	53,942,930	11.16%	-	-	-	53,942,930
	Total	119	483,349,470	-	-	483,349,470	100%	483,349,470	-	483,349,470	100%	-	-	-	483,349,470

11. Except for 1,542,798 Equity Shares which are held by Avendus Future Leaders Fund II, an alternative investment fund managed by Avendus PE Investment Advisors Private Limited, an associate of Avendus Capital, none of the BRLMs and their respective associates (as defined under the SEBI Merchant Bankers Regulations) hold any Equity Shares or Preference Shares as on the date of this Red Herring Prospectus. Further none of the Book Running Lead Managers are associates of the Company as per Regulation 21A of the Securities and Exchange Board of India (Merchant Bankers) Regulations, 1992.

12. Shareholding of our Directors, Key Managerial Personnel and Senior Management in our Company

Except as stated below, none of our Directors, Key Managerial Personnel or Senior Management hold any Equity Shares in our Company:

S. No.	Name of the Shareholder	Pre-Offer	
		Number of Equity Shares on a fully diluted basis ⁽¹⁾	Percentage of equity share capital on a fully diluted basis ⁽¹⁾ (%)
1.	Abhinav Sharma	517,704	0.11
2.	Gautam Sharma	705,910	0.15
3.	Manjula Rao	175,841	0.04
4.	Prashant Jadhav	7,015,800	1.44
5.	Sanket Hattimatur	2,798,131	0.58
6.	Supam Maheshwari	28,893,347	5.94

⁽¹⁾ Includes Equity Shares to be allotted pursuant to exercise of all outstanding options vested under the ESOP Plans, as applicable.

13. Details of shareholding of the major Shareholders of our Company

- (a) As on the date of this Red Herring Prospectus, our Company has 119 holders of Equity Shares.
- (b) Set forth below are details of Shareholders holding 1% or more of the paid-up share capital of our Company as on date of this Red Herring Prospectus:

S. No.	Name of the Shareholder	Pre-Offer	
		Number of Equity Shares on a fully diluted basis ⁽¹⁾	Percentage of equity share capital on a fully diluted basis (%) ⁽¹⁾
1.	SVF Frog (Cayman) Ltd	124,092,296	25.52
2.	M&M	53,334,835	10.97
3.	Brainbees ESOP Trust	40,806,340	8.39
4.	Supam Maheshwari	28,893,347	5.94
5.	PI Opportunities II	26,457,268	5.44
6.	TPG	24,032,643	4.94
7.	PI Opportunities I	23,819,568	4.90
8.	NextGen	22,482,090	4.62
9.	NewQuest	18,576,620	3.82
10.	Apricot	16,821,867	3.46
11.	Valiant	14,817,892	3.05
12.	BEWT	13,136,590	2.70
13.	Amitava Saha	9,655,800	1.99
14.	Prashant Jadhav	7,015,800	1.44
15.	TIMF	5,162,568	1.06
16.	Think India	5,162,567	1.06
17.	MEMG	5,128,836	1.05

⁽¹⁾ Includes Equity Shares to be allotted pursuant to exercise of all outstanding options vested under the ESOP Plans, as applicable.

- (c) Set forth below are details of Shareholders holding 1% or more of the paid-up share capital of our Company as of 10 days prior to the date of this Red Herring Prospectus:

S. No.	Name of the Shareholder	Pre-Offer	
		Number of Equity Shares on a fully diluted basis	Percentage of equity share capital on a fully diluted basis (%) ⁽¹⁾
1.	SVF Frog (Cayman) Ltd	124,092,296	25.52

S. No.	Name of the Shareholder	Pre-Offer	
		Number of Equity Shares on a fully diluted basis	Percentage of equity share capital on a fully diluted basis (%) ⁽¹⁾
2.	M&M	53,334,835	10.97
3.	Brainbees ESOP Trust	40,806,340	8.39
4.	Supam Maheshwari	28,893,347	5.94
5.	PI Opportunities II	26,457,268	5.44
6.	TPG	24,032,643	4.94
7.	PI Opportunities I	23,819,568	4.90
8.	NextGen	22,482,090	4.62
9.	NewQuest	18,576,620	3.82
10.	Apricot	16,821,867	3.46
11.	Valiant	14,817,892	3.05
12.	BEWT	13,136,590	2.70
13.	Amitava Saha	9,655,800	1.99
14.	Prashant Jadhav	7,015,800	1.44
15.	TIMF	5,162,568	1.06
16.	Think India	5,162,567	1.06
17.	MEMG	5,128,836	1.05

⁽¹⁾ Includes Equity Shares to be allotted pursuant to exercise of all outstanding options vested under the ESOP Plans, as applicable.

- (d) Set forth below are details of Shareholders holding 1% or more of the paid-up share capital of our Company as of one year prior to the date of this Red Herring Prospectus:

S. No.	Name of the Shareholder	Pre-Offer			
		Number of equity shares	Number of Preference Shares	Number of equity shares on a fully diluted basis ⁽¹⁾	Percentage of equity share capital on a fully diluted basis (%) ⁽¹⁾
1.	SVF Frog (Cayman) Ltd	138,308,813	-	138,308,813	29.39
2.	M&M	41,116,885	12,217,950	53,334,835	11.33
3.	Supam Maheshwari	38,236,597	-	38,236,597	8.12
4.	PI Opportunities II	26,457,268	-	26,457,268	5.62
5.	Brainbees ESOP Trust	25,905,635	-	25,905,635	5.50
6.	TPG	19,752,718	4,279,925	24,032,643	5.11
7.	PI Opportunities I	21,349,265	2,470,303	23,819,568	5.06
8.	NextGen	22,482,090	-	22,482,090	4.78
9.	NewQuest	18,576,620	-	18,576,620	3.95
10.	Apricot	16,821,867	-	16,821,867	3.57
11.	Valiant	231,800	14,586,092	14,817,892	3.15
12.	BEWT	13,136,590	-	13,136,590	2.79
13.	Amitava Saha	9,655,800	-	9,655,800	2.05
14.	Prashant Jadhav	8,697,143	-	8,697,143	1.85
15.	TIMF	5,162,568	-	5,162,568	1.10
16.	Think India	5,162,567	-	5,162,567	1.10

⁽¹⁾ Includes Equity Shares to be allotted: (i) upon conversion of 35,183,570 Preference Shares, and (ii) pursuant to exercise of all outstanding options vested under the Employee Stock Option Plans, as applicable.

- (e) Set forth below are details of Shareholders holding 1% or more of the paid-up share capital of our Company as of two years prior to the date of this Red Herring Prospectus:

S. No.	Name of the Shareholder	Pre-Offer			
		Number of equity shares	Number of Preference Shares	Number of equity shares on a fully diluted basis	Percentage of equity share capital on a fully diluted basis (%) ⁽¹⁾
1.	SVF Frog (Cayman) Ltd	138,308,813	-	138,308,813	29.47
2.	M&M	41,116,885	12,217,950	53,334,835	11.36

S. No.	Name of the Shareholder	Pre-Offer			
		Number of equity shares	Number of Preference Shares	Number of equity shares on a fully diluted basis	Percentage of equity share capital on a fully diluted basis (%) ⁽¹⁾
3.	Supam Maheshwari	38,236,597	-	38,236,597	8.15
4.	PI Opportunities II	26,457,268	-	26,457,268	5.64
5.	Brainbees ESOP Trust	25,905,635	-	25,905,635	5.52
6.	TPG	19,752,718	4,279,925	24,032,643	5.12
7.	PI Opportunities I	21,349,265	2,470,303	23,819,568	5.08
8.	NextGen	22,482,090	-	22,482,090	4.79
9.	NewQuest	18,576,620	-	18,576,620	3.96
10.	Apricot	16,821,867	-	16,821,867	3.58
11.	Valiant	231,800	14,586,092	14,817,892	3.16
12.	BEWT	13,136,590	-	13,136,590	2.80
13.	Amitava Saha	9,655,800	-	9,655,800	2.06
14.	Prashant Jadhav	8,697,143	-	8,697,143	1.85
15.	TIMF	5,162,568	-	5,162,568	1.10
16.	Think India	5,162,567	-	5,162,567	1.10

⁽¹⁾ Includes equity shares to be allotted: (i) upon conversion of 35,183,570 Preference Shares, and (ii) pursuant to exercise of all outstanding options vested under the Employee Stock Option Plans, as applicable.”

14. Employee Stock Option Schemes

Our Company has three ESOP Plans which are ESOP 2011, ESOP 2022 and ESOP 2023. As on the date of this Red Herring Prospectus, the details of grants, exercise and lapsed options on a cumulative basis are as follows:

Particulars	Number of Equity Shares held
ESOP pool	59,317,502
Options granted	32,682,075
Options forfeited/lapsed/cancelled	4,945,487
Options exercised	1,907,161
Total number of Equity Shares that would arise as a result of exercise of options	25,829,427
Options vested (including options that have been exercised)	7,710,464
Total number of options outstanding in force	25,829,427

No employee stock options have been granted to any person other than the current or former employees (as defined in Regulation 2(1)(o) of the SEBI ICDR Regulations) of our Company and Subsidiaries under the Employee Stock Option Plans. All grants of employee stock options under the Employee Stock Option Plans are in compliance with the SEBI SBEBSE Regulations, to the extent applicable at the time of such grants. All grants to be made in the future under the Employee Stock Option Plans shall also be in compliance with the SEBI SBEBSE Regulations.

(a) ESOP 2011

Our Company, pursuant to the resolutions passed by our Board in its meeting dated July 12, 2011 and our Shareholders in its meeting dated August 8, 2011, adopted the Brainbees Employee Stock Option Plan 2011 (“**ESOP 2011**”), which was last amended by our Shareholders in its meeting dated April 25, 2022.

As on the date of this Red Herring Prospectus, under ESOP 2011, out of the total pool of 6,780,926 options, 6,708,915 options have been granted (net of forfeiture/lapses), 1,513,285 options have vested, 3,263,303 options have been cancelled (relinquished) and 1,907,161 options have been exercised. The ESOP 2011 is compliant with the SEBI SBEBSE Regulations.

The following table sets forth the particulars of the ESOP 2011 including options granted as on the date of this Red Herring Prospectus.

Particulars	Details			
	From April 1, 2024 until the date of this Red Herring Prospectus	Fiscal 2024	Fiscal 2023	Fiscal 2022
Total options outstanding as at the beginning of the period	1,538,451	1,562,436	1,908,983	6,702,385
Total options granted	Nil	Nil	Nil	150,115
Exercise price of options in ₹ (as on the date of grant options)	Not Applicable	Not Applicable	Not Applicable	28.09
Options forfeited/lapsed/cancelled	Nil	23,985	27,437	3,355,466
Variation of terms of options	There has been no variation in terms of vesting schedule of ESOP 2011 except for cancellation.			
Money realized by exercise of options in ₹	Not Applicable	Not Applicable	1,111,510	15,429,758
Total number of options outstanding in force	1,538,451	1,538,451	1,562,436	1,908,983
Total options vested (excluding the options that have been exercised)	1,513,285	1,506,686	1,201,797	1,153,754
Options exercised	Nil	Nil	319,110	1,588,051
The total number of Equity Shares that would arise as a result of full exercise of granted options	1,538,451	1,538,451	1,562,436	1,908,983
Employee wise details of options granted to:				
(i) Key Managerial Personnel and Senior Management		Nil		
(ii) Any other employee who receives a grant in any one year of options amounting to 5% or more of the options granted during the year		Nil		
(iii) Identified employees who were granted options during any one year equal to or exceeding 1% of the issued capital (excluding outstanding warrants and conversions) of our Company at the time of grant		Nil		
Diluted earnings per share pursuant to the issue of Equity Shares on exercise of options in accordance with the applicable accounting standard on 'Earnings Per Share' (in ₹)	Not Applicable	(6.20)	(9.97)	(1.74)
Where the Company has calculated the employee compensation cost using the intrinsic value of the stock options, the difference, if any, between employee compensation cost so computed and the employee compensation calculated on the basis of fair value of the stock options and the impact of this difference, on the profits of our Company and on the earnings per share of our Company	Not Applicable, since the employee compensation cost has been computed based on fair value of options.			

Particulars	Details				
	From April 1, 2024 until the date of this Red Herring Prospectus	Fiscal 2024	Fiscal 2023	Fiscal 2022	
Description of the pricing formula and the method and significant assumptions used to estimate the fair value of options granted during the year, including weighted average information, namely, risk-free interest rate, expected life, expected volatility, expected dividends, and the price of the underlying share in the market at the time of grant of option	Particulars	From April 1, 2024 till the date of the RHP	Fiscal		
			2024	2023	2022
	Method of option valuation	Black Scholes valuation Model			
	Expected Volatility (%)	Not Applicable	Not Applicable	Not Applicable	72%
	Dividend Yield (%)	Not Applicable	Not Applicable	Not Applicable	0.00%
	Expected Life (Years)	Not Applicable	Not Applicable	Not Applicable	3 Years
Risk free Interest rate (%)	Not Applicable	Not Applicable	Not Applicable	4.99%	
Impact on the profits and on the earnings per share of the last three years if the accounting policies specified in the SEBI SBEBSE Regulations had been followed, in respect of options granted in the last three years	Not Applicable, as the Company has followed similar accounting policies, as mentioned in the SEBI SBEB Regulations.				
Intention of key managerial personnel, senior management; and whole-time directors who are holders of Equity Shares allotted on exercise of options to sell their shares within three months after the listing of Equity Shares pursuant to the Offer	Key Managerial Personnel and Senior Management may, subject to market conditions, sell Equity Shares allotted on exercise of their options, in full or in part, post-listing of the Equity Shares. The quantum of sale of such Equity Shares is undecided but shall not exceed 500,000 Equity Shares.				
Intention to sell Equity Shares arising out of the ESOP 2011 within three months after the listing of Equity Shares by directors, key managerial personnel, senior management and employees having Equity Shares arising out of ESOP 2011, amounting to more than 1% of the issued capital (excluding outstanding warrants and conversions)	Directors, Key Managerial Personnel, Senior Management, and employees may, subject to market conditions, sell Equity Shares allotted on exercise of their options, in full or in part, post-listing of the Equity Shares. The quantum of sale of such equity shares is undecided but shall not exceed 500,000 Equity Shares.				

(b) **ESOP 2022**

Our Company, pursuant to the resolutions passed by our Board and our Shareholders in their respective meetings, each dated January 21, 2022, adopted the Brainbees Employees Stock Option Plan 2022 (“**ESOP 2022**”), which was last amended by our Shareholders in its meeting dated April 25, 2022.

As on the date of this Red Herring Prospectus, under ESOP 2022, out of the total pool of 27,702,068 options (25,905,635 Equity Shares have been allotted to Brainbees ESOP Trust) 24,290,976 (net of forfeiture/lapses) options have been granted, 4,290,018 options have vested and nil options have been exercised. The ESOP 2022 is compliant with the SEBI SBEBS Regulations.

The following table sets forth the particulars of the ESOP 2022 including options granted as on the date of this Red Herring Prospectus.

Particulars	Details				
	From April 1, 2024 till the date of this Red Herring Prospectus	Fiscal 2024	Fiscal 2023	Fiscal 2022	
Total options outstanding as at the beginning of the period	24,330,351	23,970,208	23,660,633	Nil	
Total options granted	Nil	528,224	519,898	23,679,028	
Exercise price of options in ₹ (as on the date of grant options)	Not applicable		2 per option		
Options forfeited/lapsed/cancelled	39,375	168,081	210,323	18,395	
Variation of terms of options	There has been no variation in terms of vesting schedule of ESOP 2022.				
Money realized by exercise of options in ₹	Not applicable				
Total number of options outstanding in force	24,290,976	24,330,351	23,970,208	23,660,633	
Total options vested (excluding the options that have been exercised)	4,290,018	3,807,918	1,866,343	Nil	
Options exercised	Nil				
The total number of Equity Shares that would arise as a result of full exercise of granted options	24,290,976	24,330,351	23,970,208	23,660,633	
Employee wise details of options granted to:					
(i) Key managerial personnel and Senior Management	Senior managerial personnel (i.e. Directors and Key Managerial Personnel)	From April 1, 2024 till the date of this Red Herring Prospectus	Fiscal 2024	Fiscal 2023	Fiscal 2022
	Abhinav Sharma	Nil	Nil	Nil	140,329
	Gautam Sharma	Nil	Nil	Nil	160,445
	Manjula Rao	Nil	Nil	Nil	38,778
	Neelam Jethani	Nil	Nil	6,250	-
	Prashant Jadhav	Nil	Nil	Nil	1,885,248
	Samantha Nikitha Rego*	Nil	Nil	Nil	6,250

	Sanket Hattimattur	Nil	Nil	Nil	1,418,640
	Supam Maheshwari	Nil	Nil	Nil	14,849,523
	<i>* resigned on October 3, 2022</i>				
(ii) Any other employee who receives a grant in any one year of options amounting to 5% or more of the options granted during the year		From April 1, 2024 till the date of this Red Herring Prospectus	Fiscal 2024	Fiscal 2023	Fiscal 2022
	Peeyush Mujoo	Nil	Nil	262,873	Nil
	Sagar Panaskar	Nil	Nil	50,000	Nil
	Dheeraj Agrawal	Nil	38,760	Nil	Nil
(iii) Identified employees who were granted options during any one year equal to or exceeding 1% of the issued capital (excluding outstanding warrants and conversions) of our Company at the time of grant		From April 1, 2024 till the date of this Red Herring Prospectus	Fiscal 2024	Fiscal 2023	Fiscal 2022
	Supam Maheshwari	Nil	Nil	Nil	14,849,523
Diluted earnings per share pursuant to the issue of Equity Shares on exercise of options in accordance with the applicable accounting standard on 'Earnings Per Share'	Not Applicable	(6.20)	(9.97)	(1.74)	
Where the Company has calculated the employee compensation cost using the intrinsic value of the stock options, the difference, if any, between employee compensation cost so computed and the employee compensation calculated on the basis of fair value of the stock options and the impact of this difference, on the profits of our Company and on the earnings per share of our Company	Not applicable, since the employee compensation cost has been computed based on fair value of options.				
Description of the pricing formula and the method and significant assumptions used to estimate the fair value of options granted during the year, including weighted average information, namely, risk-free interest rate, expected life, expected volatility, expected dividends, and the price of the underlying share in the market at the time of grant of option	Particulars	From April 1, 2024 till the date of the RHP	Fiscal		
			2024	2023	2022
	Method of option valuation	Black Scholes valuation Model (for time based vesting options) Binomial Option Pricing Model (for market based vesting options)			
	Expected Volatility (%)	Not Applicable	49.21% to 52.19%	57.45% to 57.74%	68% - 72%
Dividend Yield (%)	Not Applicable	0.00%	0.00%	0.00%	

	Expected Life (Years)	Not Applicable	3 Years	2.25 -3 years	2-3 years
	Risk free Interest rate (%)	Not Applicable	6.99% to 7.16%	6.20% to 7.06%	4.44% to 5.71%
Impact on the profits and on the earnings per share of the last three years if the accounting policies specified in the SEBI SBEB Regulations had been followed, in respect of options granted in the last three years	Not Applicable, as the Company has followed similar accounting policies, as mentioned in the SEBI SBEB Regulations.				
Intention of key managerial personnel, senior management and whole-time directors who are holders of Equity Shares allotted on exercise of options to sell their shares within three months after the listing of Equity Shares pursuant to the Offer	Key Managerial Personnel and Senior Management may, subject to market conditions, sell Equity Shares allotted on exercise of their options, in full or in part, post-listing of the equity shares. The quantum of sale of such Equity Shares is undecided but shall not exceed 500,000 Equity Shares.				
Intention to sell Equity Shares arising out of the ESOP 2022 within three months after the listing of Equity Shares by directors, key managerial personnel, senior management and employees having Equity Shares arising out of ESOP 2022, amounting to more than 1% of the issued capital (excluding outstanding warrants and conversions)	Directors, Key Managerial Personnel, Senior Management and employees may, subject to market conditions, sell equity shares allotted on exercise of their options, in full or in part, post-listing of the equity shares. The quantum of sale of such equity shares is undecided but shall not exceed 500,000 equity shares.				

(c) **ESOP 2023**

Our Company, pursuant to the resolutions passed by our Board and our Shareholders in their meetings, dated December 16, 2023 and December 21, 2023 respectively, adopted the Brainbees Employees Stock Option Plan 2023 (“**ESOP 2023**”).

As on the date of this Red Herring Prospectus, under ESOP 2023, out of the total 24,834,508 options, 14,900,705 Equity Shares have been issued to Brainbees ESOP Trust on December 27, 2023 and no options have been granted. The ESOP 2023 is compliant with the SEBI SBEBSE Regulations.

15. None of our Directors or their relatives have sold or purchased any Equity Shares or Preference Shares of our Company during the six months immediately preceding the date of this Red Herring Prospectus.
16. There have been no financing arrangements whereby our Directors or their relatives have financed the purchase by any other person of securities of our Company during the six months immediately preceding the date of filing of this Red Herring Prospectus.
17. Our Company, our Directors and the BRLMs have not entered into any buy-back or other arrangements for the purchase of Equity Shares being offered through this Offer from any person.
18. No person connected with the Offer, including our Company, each of the Selling Shareholders, severally and not jointly, the members of the Syndicate, or our Directors, shall offer any incentive, whether direct or indirect, in any manner, whether in cash or kind or services or otherwise to any Bidder for making a Bid, except for fees or commission for services rendered in relation to the Offer.
19. The Equity Shares are fully paid-up and there are no partly paid-up Equity Shares as on the date of this Red Herring Prospectus. The Equity Shares to be issued pursuant to the Offer shall be fully paid-up at the time of Allotment.
20. Except for outstanding options granted pursuant to the Employee Stock Option Plans, our Company has no outstanding warrants, options to be issued or rights to convert debentures, loans or other convertible instruments into Equity Shares as on the date of this Red Herring Prospectus.
21. Except as disclosed in ***“Risk Factors - Our Company and its Subsidiaries failed to comply with certain provisions of the Companies Act 2013, and had to compound such non-compliances. We cannot assure you that there will be no such non-compliances in the future and that our Company, Subsidiaries, our Directors or the directors of our Subsidiaries will not be subject to any penalty or any additional payments.”*** and ***“Capital Structure – Notes to Capital Structure – Share capital history of our Company”*** on pages 108 and 159 respectively, we have been in compliance with the Companies Act, 1956 and Companies Act, 2013, as applicable, in relation to the issuance of securities since incorporation.
22. Except for issuance of Equity Shares pursuant to (i) exercise of options granted under the Employee Stock Option Plans; and (ii) the Fresh Issue, there will be no further issuance of Equity Shares whether by way of issue of bonus shares, preferential allotment, rights issue or in any other manner during the period commencing from the date of filing of this Red Herring Prospectus with SEBI until the Equity Shares have been listed on the Stock Exchanges or all application monies have been refunded, as the case may be.
23. Except for the issuance of any Equity Shares pursuant to exercise of options granted under the Employee Stock Option Plans or pursuant to the Fresh Issue, our Company presently does not intend or propose to alter the capital structure for a period of six months from the Bid/Offer Opening Date, by way of split or consolidation of the denomination of Equity Shares, or further issue of Equity Shares (including issue of securities convertible into or exchangeable for, directly or indirectly into Equity Shares), whether on a preferential basis or by issue of bonus or rights or further public issue of Equity Shares. However, if our Company enters into acquisitions, joint ventures or other arrangements, our Company may, subject to necessary approvals, consider raising additional capital to fund such activity or use Equity Shares as currency for acquisitions or participation in such joint ventures.
24. There shall be only one denomination of the Equity Shares, unless otherwise permitted by law. Our Company will comply with such disclosure and accounting norms as may be specified by SEBI from time to time.
25. The BRLMs and any associates of the BRLMs (except for Mutual Funds sponsored by entities which are associates of the BRLMs or insurance companies promoted by entities which are associates of the BRLMs or AIFs which are sponsored by entities that are associates of the BRLMs or FPIs (other than individuals, corporate bodies and family offices) which are associates of the BRLMs or pension funds registered with the Pension Fund Regulatory and Development Authority established under sub-section (1) of section 3 of the Pension Fund Regulatory and Development Authority Act, 2013 sponsored by entities which are associate of the BRLMs) shall not apply in the Offer under the Anchor Investor Portion.

OBJECTS OF THE OFFER

The Offer comprises of the Fresh Issue and the Offer for Sale.

We intend to deploy the Net Proceeds towards the Objects as disclosed in the table below. However, the requirement of funds are based on our current business plan, internal management estimates based on the prevailing market conditions, and also based on quotations obtained from certain contractors/vendors, certificate from an independent architect for the estimated costs relating to the new modern stores and warehouse and a certificate from an independent chartered accountant for the lease payments for existing identified modern stores, security deposits for proposed modern stores and estimated inventory costs. These funding requirements or deployments have not been appraised by any bank or financial institution.

Offer for Sale

Each Selling Shareholder will be entitled to its respective portion of the proceeds from the Offer for Sale after deducting its respective proportion of Offer related expenses and the relevant taxes thereon. Our Company will not receive any proceeds from the Offer for Sale and the proceeds received from the Offer for Sale will not form part of the Net Proceeds.

Fresh Issue

Net Proceeds

The details of the Net Proceeds are authorized in the table below.

Particulars	Estimated Amount
Gross proceeds of the Fresh Issue	Up to ₹ 16,660.00
(Less) Offer related expenses to the extent applicable to the Fresh Issue (only those apportioned to our Company)*	[●]**
Net Proceeds	[●]**

* See 'Offer related expenses' below.

** To be finalised upon determination of the Offer Price and updated in the Prospectus prior to filing with the RoC.

Requirement of funds

Our Company proposes to utilize the Net Proceeds towards funding the following objects (collectively, referred to herein as the "Objects"):

1. Expenditure by our Company for: (i) setting up new modern stores under the "BabyHug" brand; and (ii) setting up a warehouse, in India;
2. Expenditure for lease payments for our existing identified modern stores owned and operated by our Company, in India;
3. Investment in our Subsidiary, Digital Age for: (i) setting up new modern stores under the FirstCry brand and other home brands of our Company; and (ii) lease payments for our existing identified modern stores owned and controlled by Digital Age, in India;
4. Investment in our Subsidiary, FirstCry Trading for overseas expansion by: (i) setting up new modern stores; and (ii) setting up warehouse(s), in KSA;
5. Investment in our Subsidiary, Globalbees Brands towards acquisition of additional stake in our step-down Subsidiaries;
6. Sales and marketing initiatives;
7. Technology and data science cost including cloud and server hosting related costs; and
8. Funding inorganic growth through acquisition and other strategic initiatives and general corporate

purposes.

In addition to the aforementioned Objects, our Company expects to receive the benefits of listing of the Equity Shares on the Stock Exchanges and enhancement of our Company's brand name amongst our existing and potential customers and creation of a public market for our Equity Shares in India.

The main objects clause and objects incidental and ancillary to the main objects clause as set out in the MoA enable our Company to undertake our existing activities and undertake the activities which are proposed to be funded from the Net Proceeds, either directly or through its Subsidiaries.

Utilization of Net Proceeds

We propose to utilize the Net Proceeds in the manner set forth in the table below:

		<i>(in ₹ million)</i>
Sr. No.	Particulars	Total estimated amount/expenditure
I.	Expenditure by our Company for: (i) setting up new modern stores under the 'BabyHug' brand; and (ii) setting up a warehouse, in India	1,081.00
	<i>Of which:</i>	
a)	<i>Setting up new modern stores under the 'BabyHug' brand</i>	<i>939.00</i>
b)	<i>Setting up a warehouse</i>	<i>142.00</i>
II.	Expenditure for lease payments for our existing identified modern stores owned and operated by our Company, in India	931.00
III.	Investment in our Subsidiary, Digital Age for (i) setting up new modern stores under the FirstCry brand and other home brands of our Company; and (ii) lease payments for our existing identified modern stores owned and controlled by Digital Age, in India	2,996.00
	<i>Of which:</i>	
a)	<i>Setting up new modern stores under the FirstCry brand and other home brands of our Company</i>	<i>1,690.00</i>
b)	<i>Lease payments for our existing identified modern stores owned and controlled by Digital Age in India</i>	<i>1,306.00</i>
IV.	Investment in our Subsidiary, FirstCry Trading for overseas expansion by: (i) setting up new modern stores; and (ii) setting up warehouse(s), in KSA	1,556.00
	<i>Of which:</i>	
a)	<i>Setting up new modern stores</i>	<i>726.00</i>
b)	<i>Setting up warehouse(s)</i>	<i>830.00</i>
V.	Investment in our Subsidiary, Globalbees Brands towards acquisition of additional stake in our step-down Subsidiaries	1,690.00
VI.	Sales and marketing initiatives	2,000.00
VII.	Technology and data science cost including cloud and server hosting related costs	576.00
VIII.	Funding inorganic growth through acquisition and other strategic initiatives and general corporate purposes ^{#*}	[●]
Total Net Proceeds		[●]

[#] The cumulative amount to be utilized towards inorganic growth through acquisition and other strategic initiatives and general corporate purposes shall not exceed 35% of the amount raised by our Company. Further, the amount utilized for our object of 'Funding inorganic growth through acquisitions and other strategic initiatives' shall not exceed 25% of the amount raised by our Company.

^{*} The amount to be spent towards funding inorganic growth through acquisitions and other strategic initiatives and general corporate purposes will be authorized upon determination of the Offer Price and updated in the Prospectus prior to filing with the RoC. The amount to be utilized for general corporate purposes shall not exceed 25% of the amount raised by our Company.

Schedule of Implementation and Deployment of Net Proceeds

We propose to deploy the Net Proceeds towards the Objects in accordance with the estimated schedule of implementation and deployment of funds set forth in the table below.

(₹ in million)

Sr. No.	Particulars	Total estimated cost	Amount to be funded from Net Proceeds	Estimated deployment of Net Proceeds in Fiscal 2025	Estimated deployment of Net Proceeds in Fiscal 2026	Estimated deployment of Net Proceeds in Fiscal 2027
I	Expenditure by our Company for: (i) setting up new modern stores under the 'BabyHug' brand; and (ii) setting up a warehouse, in India [^]	1,081.00	1,081.00	176.00	431.00	474.00
i)	<i>Setting up new modern stores under the 'BabyHug' brand[^]</i>	939.00	939.00	176.00	431.00	332.00
ii)	<i>Setting up a warehouse[^]</i>	142.00	142.00	-	-	142.00
II.	Lease payments for our existing identified modern stores owned and operated by our Company, in India [^]	931.00	931.00	226.00	470.00	235.00
III.	Investment in our Subsidiary, Digital Age for (i) setting up new modern stores under the FirstCry brand and other home brands of our Company; and (ii) lease payments for our existing identified modern stores owned and controlled by Digital Age in India [^]	2,996.00	2,996.00	674.00	1,397.00	925.00
i)	<i>Setting up new modern stores under the FirstCry brand and other home brands of our Company[^]</i>	1,690.00	1,690.00	359.00	748.00	583.00
ii)	<i>Lease payments for our existing identified modern stores owned and controlled by Digital Age in India[^]</i>	1,306.00	1,306.00	315.00	649.00	342.00
IV.	Investment in our Subsidiary, FirstCry Trading for overseas expansion by: (i) setting up new modern stores; and (ii) setting up warehouse(s), in KSA [^]	1,556.00	1,556.00	503.00	514.00	539.00
	<i>Of which:</i>					
a)	<i>Setting up new modern stores[^]</i>	726.00	726.00	230.00	242.00	254.00
b)	<i>Setting up warehouses[^]</i>	830.00	830.00	273.00	272.00	285.00
V.	Investment in our Subsidiary, Globalbees Brands towards acquisition of additional stake in our step-down Subsidiaries	1,690.00	1,690.00	974.00	282.00	434.00
VI.	Sales and marketing initiatives	N.A.	2,000.00	660.00	670.00	670.00
VII.	Technology and data science cost including cloud and server hosting related costs	N.A.	576.00	192.00	192.00	192.00

Sr. No.	Particulars	Total estimated cost	Amount to be funded from Net Proceeds	Estimated deployment of Net Proceeds in Fiscal 2025	Estimated deployment of Net Proceeds in Fiscal 2026	Estimated deployment of Net Proceeds in Fiscal 2027
VIII.	Funding inorganic growth through acquisition and other strategic initiatives and general corporate purposes ^{#*}	[●]	[●]	[●]	[●]	[●]
Total Net Proceeds		[●]	[●]	[●]	[●]	[●]

[#] The cumulative amount to be utilized towards inorganic growth through acquisition and other strategic initiatives and general corporate purposes shall not exceed 35% of the amount raised by our Company. Further, the amount utilized for our object of 'Funding inorganic growth through acquisitions and other strategic initiatives' shall not exceed 25% of the amount raised by our Company.

^{*}The amount to be spent towards funding inorganic growth through acquisition and other strategic initiatives and general corporate purposes will be authorized upon determination of the Offer Price and updated in the Prospectus prior to filing with the RoC. The amount to be utilized for general corporate purposes shall not exceed 25% of the amount raised by our Company.

[^] The utilization of Net Proceeds towards this Object will be made in the period up to September 30, 2026.

We intend to deploy the Net Proceeds towards the Objects as disclosed in the table above, in accordance with the business needs of our Company and Subsidiaries. However, the actual deployment of funds will depend on a number of factors, including the timing of completion of the Offer, market conditions, our Board's analysis of economic trends and business requirements, ability to identify and consummate proposed investments and acquisitions, competitive landscape, as well as general factors affecting our results of operations and financial condition. Depending upon such factors, we may have to reduce or extend the deployment period for the stated Objects, at the discretion of our management, and in accordance with applicable laws. In the event that the estimated utilization of the Net Proceeds in a scheduled Fiscal is not completely met, including due to the reasons stated above, the same shall be utilized in the next Fiscal, as may be determined by our Company, in accordance with applicable laws. For further details, see '**Risk Factors – Any variation in the utilization of the Net Proceeds as disclosed in this Red Herring Prospectus shall be subject to prior approval of the Shareholders of our Company**' on page 87.

We may have to revise our funding requirements and deployment from time to time on account of various factors, such as change in costs, including due to inflation or increase in the rate of taxation or change in the rate of currency exchange, revision in quotations at the time of actual expenditure, change in financial and market conditions, our management's analysis of economic trends and our business requirements, changes in technology, ability to identify and consummate new business initiatives, fund requirements in the operations of our Subsidiaries, inorganic and geographic expansion opportunities, competitive landscape as well as general factors affecting our results of operations, financial condition, business and strategy and interest/exchange rate fluctuations or other external factors, which may not be within the control of our management. This may entail rescheduling (including preponing the deployment of Net Proceeds) and revising the funding requirement for a particular Object or increasing or decreasing the amounts earmarked towards any of the aforementioned Objects at the discretion of our management, subject to compliance with applicable law.

In case of any surplus amount after utilization of the Net Proceeds towards any of the aforementioned Objects (other than general corporate purposes), we may use such surplus amount towards other Objects as set out above. Further, in case of a shortfall in meeting the aforementioned Objects, we may explore a range of alternate funding options including utilizing our internal accruals and availing future debt from lenders. We believe that such alternate funding arrangements would be available to fund any such shortfalls.

For further details, see "**Risk Factors – We have not entered into any definitive arrangements to utilize certain portions of the Net Proceeds of the Offer. Our funding requirements and the proposed deployment of Net Proceeds have not been appraised by any bank or financial institution or any other independent agency, and our management and Board will have broad discretion over the use of the Net Proceeds**" on page 85.

Means of Finance

The fund requirements for the Objects detailed above are intended to be entirely funded from the Net Proceeds. Accordingly, we confirm that there are no requirements to make firm arrangements of finance under Regulation 7(1)I of the SEBI ICDR Regulation, through verifiable means towards at least 75% of the stated means of finance, excluding the amount to be raised through the Offer.

Details of the Objects

I. Expenditure by our Company for: (i) setting up new modern stores under the 'BabyHug' brand; and (ii) setting up a warehouse, in India

Our modern stores are in two formats: COCO Stores and FOFO Stores. Our Company largely operates in two store types under both these formats: BabyHug modern stores and FirstCry modern stores. BabyHug modern stores exclusively sell BabyHug products while FirstCry modern stores sell multiple brands, including third-party brands. As of March 31, 2024, out of a total of 1,063 modern stores, 435 were COCO Stores which included 284 BabyHug COCO Stores. 628 of our modern stores operate on an asset-light franchisee model, where capital expenditures and operating expenditures, including working capital, are borne by the franchisees. All our COCO Stores are on a leasehold basis pursuant to various lease agreements or leave and license agreements and under such agreements, we are under an obligation to make lease payments to our lessors/ licensors. We aim to invest further towards the expansion of our modern stores network to serve more customers across India with our multi-channel experience. The locations of the New Stores (as defined hereinafter) and the new warehouse will be determined by our Company at the time of setting up the New Stores and new warehouse, after conducting a detailed analysis of the demographics, lease rentals and other business and market considerations such as demand of the products in the region and optimisation of delivery time and cost. For further details, see “***Our Business – Our Growth Strategies – Grow our offline and online touchpoints to strengthen our multi-channel competitive advantage***” on page 275.

Our modern stores are an important aspect of our multi-channel strategy. Some of the products that we sell often require a ‘touch and feel’ experience, physical interaction and in-person consultations to arrive at a purchase decision, especially certain higher value and/or complex categories, such as strollers, rockers and cribs. The purchase of these items can include multiple customization options and configurations, making an in-person purchase more convenient. Similarly, choosing kids’ fashion products can also be easier in modern stores, where our customer relationship officers can recommend products and answer questions. In an effort to be physically closer and provide a personal experience to our customers, we launched our first modern store in June 2011. Therefore, as part of our strategies to expand our operations, we propose to set up additional modern stores. For details, see “***Our Business – Our Growth Strategies - Grow our offline and online touchpoints to strengthen our multi-channel competitive advantage***” on page 275.

The offline channels provide higher customer satisfaction whereas high-frequency purchase products such as diapers, bath and skin are standard products are increasingly being offered via online channels. With multi-channel retailing in childcare products, customers get the best of both online and offline value proposition. The offline stores provide branding opportunities and higher brand recall where customers are funneled from offline to the online retail channel. The integration of multiple sales channels increases footfall, web traffic and allows customers to explore products online, and then buy at the offline stores or vice versa, leading to an overall reduction in customer acquisition costs. Using the multi-channel strategy, retailers have the data for customer purchase behavior across online and offline and using this data, they provide a differentiated experience to the customer (*Source: RedSeer Report*).

In the ordinary course of our business and to build our track record of expansion, our Company has been increasing its presence across geographies in India. For instance, we have opened 60, 106 and 70 BabyHug COCO Stores in the Fiscals 2024, 2023, 2022, respectively. Further, as on the March 31, 2024, our Modern Stores are present across 533 cities in 28 states and five union territories across India. We strategically look for opportunities for further growth specifically in the markets in which we are already operating. We intend to leverage our existing channels to curate a richer brand experience for our customers and deepen engagement with them in the offline retail environment. From the Net Proceeds, we propose to utilize ₹ 939.00 million towards setting up of approximately 193 new modern stores under the ‘BabyHug’ brand in India. As on the date of this Red Herring Prospectus, we are yet to identify the exact locations or enter into agreements for lease of suitable properties for setting up the modern stores towards which we intend to utilize the amount from Net Proceeds. From time to time, we also enter into new geographies in India depending on detailed analysis of the demographics, foot falls, lease rentals and other business and market considerations such as brand visibility, customer reach i.e. expansion of customer base by tapping into different geographic locations. We may open new modern stores in certain geographies where we already have our presence to meet the increasing customer needs and further enhance their experience along with new geographies where we do not have direct presence through our own modern stores, i.e., in cities namely, Ahmednagar in Maharashtra; Tumakuru and Koppal in Karnataka; Khandwa, Neemuch, Mandsaur in Madhya Pradesh; Dwarka in Gujarat; Mapusa in Goa; Nizamabad in Telangana; Tenali and Chittoor in Andhra Pradesh; Kanyakumari in Tamil Nadu; Kalimpong in West Bengal; Jagdalpur in Chhattisgarh; Nainital in Uttarakhand; Phagwara, Gurdaspur and Ferozpur in Punjab; Kasargod in Kerala, Shimla in Himachal Pradesh;

Anantnag in Jammu and Kashmir, however, these locations are only indicative in nature and will be determined in accordance with the annual business plan of our Company which will be approved by our Board of Directors. The surveys for locations of these modern stores will be conducted prior to setting up such stores. For further details, see “*Our Business – Our Growth Strategies – Grow our offline and online touchpoints to strengthen our multi-channel competitive advantage*” on page 275.

We seek to further leverage the synergies between the offline and online channels to create a seamless journey across touchpoints and for that purpose and accordingly, as part of our expansion plan, we also propose to set up a new warehouse in India. As of March 31, 2024, the FirstCry multi-channel retailing platform had an integrated supply chain consisting of 10 warehouses and stockists across 70 cities in India, with a total capacity of 3.18 million square feet, supporting 1,063 modern stores and a network of 567 distributors and 1,312 sub-distributors further enabling swift supply to general trade/modern trade retailers. In India, we sell Mothers’, Babies’ and Kids’ Products through our online platform, COCO Stores, FOFO Stores and general trade retail distribution. Our manufacturing and supply chain network coupled with our custom-built technology platform enables us to follow an auto-replenishment ordering model for our modern stores.

From the Net Proceeds, we propose to utilize an aggregate of ₹ 1,081.00 million towards our expansion plans in India out of which, ₹ 939.00 million is proposed to be utilized towards setting up Company New COCO Stores in India (*as defined hereinafter*) under the ‘BabyHug’ brand and ₹142.00 million is proposed to be utilized towards setting up a new warehouse. The details of the estimates and costs set out below are for Company New COCO Stores. However, if the formats of the New Stores to be set up are different, the estimates and actual costs may differ from the details set out below. In the event the aggregate cost for setting up of the Company New COCO Stores and the warehouse, irrespective of the format, exceed ₹ 1,081.00 million, such additional cost shall be funded through alternate funding options such as internal accruals and/ or availing future debt from lenders.

A. Setting up new modern stores under the ‘BabyHug’ brand in India

From the Net Proceeds, our Company proposes to utilize ₹ 939.00 million towards capital expenditure for fit-outs, inventory costs and security deposits which will be used for approximately 193 new modern stores measuring an aggregate of approximately 0.29 million square feet under the ‘BabyHug’ brand (“**Company New COCO Stores**”).

We presently primarily have two formats of modern stores i.e., BabyHug modern stores and FirstCry modern stores. BabyHug modern stores exclusively sell BabyHug products while FirstCry modern stores sell multiple brands, including third-party brands. However, in the future, we may set up Company New COCO Stores under other formats. For instance, we have recently opened modern stores under ‘Pinekids’ and ‘FirstCry 6-12’ brands. Depending on our business requirements and estimates of our management, our Company may decide to utilize a portion of the Net Proceeds to set up Company New COCO Stores under such aforesaid or any other formats as well. Accordingly, while the aggregate amount being utilized towards each format of the Company New COCO Stores may vary, the aggregate square feet area over which the New Stores will be set up, is proposed to be approximately 0.29 million square feet and the amount to be utilized from the Net Proceeds towards this Object is proposed to be approximately ₹ 939.00 million. The details of the estimates and costs set out below are for Company New COCO Stores. However, if the formats of the Company New COCO Stores to be set up, are different, the estimates and actual costs may differ from the details set out below. In the event the aggregate cost for setting up of the Company New COCO Stores, irrespective of the format, exceed ₹ 939.00 million, such additional cost shall be funded through alternate funding options such as internal accruals and/ or availing future debt from lenders.

The primary reasons for incurring expenses to open Company New COCO Stores is firstly, the retention of gross margin as compared to franchisee-owned and franchisee-operated modern stores and secondly, comparatively more operational control enabling enhanced customer experience. As described above, locations of the Company New COCO Stores and the new warehouse will be determined by our Company at the time of setting up the Company New COCO Stores and the new warehouse, after conducting a detailed analysis of the demographics, lease rentals and other business and market considerations such as demand of the products in the region and optimisation of delivery time and cost.

Set forth below are the region wise details in relation to our BabyHug COCO Stores, for the years mentioned:

East Region	As at/during the year ended March 31, 2024	As at/during the year ended March 31, 2023	As at/during the year ended March 31, 2022
-------------	--	--	--

Number of BabyHug COCO Stores at the beginning of the year in the east	35	21	7
Net addition to BabyHug COCO Stores opened during the year (Nos.) in the east	8	14	14
Total number of BabyHug COCO Stores at the end of the year (Nos.) in the east	43	35	21

North Region	As at/during the year ended March 31, 2024	As at/during the year ended March 31, 2023	As at/during the year ended March 31, 2022
Number of BabyHug COCO Stores at the beginning of the year in the north	39	18	7
Net addition to BabyHug COCO Stores opened during the year (Nos.) in the north	9	21	11
Total number of BabyHug COCO Stores at the end of the year (Nos.) in the north	48	39	18

South Region	As at/during the year ended March 31, 2024	As at/during the year ended March 31, 2023	As at/during the year ended March 31, 2022
Number of BabyHug COCO Stores at the beginning of the year in the south	86	41	21
Net addition to BabyHug COCO Stores opened during the year (Nos.) in the south	33	45	20
Total number of BabyHug COCO Stores at the end of the year (Nos.) in the south	119	86	41

West Region	As at/during the year ended March 31, 2024	As at/during the year ended March 31, 2023	As at/during the year ended March 31, 2022
Number of BabyHug COCO Stores at the beginning of the year in the west	64	38	13
Net addition to BabyHug COCO Stores opened during the year (Nos.) in the west	10	26	25
Total number of BabyHug COCO Stores at the end of the year (Nos.) in the west	74	64	38

Total	As at/during the year ended March 31, 2024	As at/during the year ended March 31, 2023	As at/during the year ended March 31, 2022
Number of BabyHug COCO Stores at the beginning of the year	224	118	48
Total net addition to BabyHug COCO Stores during the year (Nos.)	60	106	70
Total number of BabyHug COCO Stores at the end of the year (Nos.)	284	224	118

Particulars	As of the year ended March 31, 2024	As of the year ended March 31, 2023	As of the year ended March 31, 2022
Total number of BabyHug COCO Stores (Nos.)	284	224	118
Average GMV per BabyHug COCO Stores (₹ million)*	10.62	11.53	10.49

*Average GMV refers to total GMV divided by the average of the number of stores at the beginning of the relevant year and at the end of the relevant year.

Set forth below are the region wise details in relation to our FOFO Stores, for the years mentioned:

East Region	As at/during the year ended March 31, 2024	As at/during the year ended March 31, 2023	As at/during the year ended March 31, 2022
Number of FOFO Stores at the beginning of the year in the east	89	78	54

Net addition/ (Net closure) to FOFO Stores in the east	6	11	24
Total number of FOFO Stores at the end of the year in the east	95	89	78

North Region	As at/during the year ended March 31, 2024	As at/during the year ended March 31, 2023	As at/during the year ended March 31, 2022
Number of FOFO Stores at the beginning of the year in the north	179	165	131
Net addition/ (Net closure) to FOFO Stores in the north	(5)	14	34
Total number of FOFO Stores at the end of the year in the north	174	179	165

South Region	As at/during the year ended March 31, 2024	As at/during the year ended March 31, 2023	As at/during the year ended March 31, 2022
Number of FOFO Stores at the beginning of the year in the south	219	195	164
Net addition/ (Net closure) to FOFO Stores in the south	15	24	31
Total number of FOFO Stores at the end of the year in the south	234	219	195

West Region	As at/during the year ended March 31, 2024	As at/during the year ended March 31, 2023	As at/during the year ended March 31, 2022
Number of FOFO Stores at the beginning of the year in the west	131	137	129
Net addition/ (Net closure) to FOFO Stores in the west	(6)	(6)	8
Total number of FOFO Stores at the end of the year in the west	125	131	137

Total	As at/during the year ended March 31, 2024	As at/during the year ended March 31, 2023	As at/during the year ended March 31, 2022
Number of FOFO Stores at the beginning of the year	618	575	478
Total net addition to FOFO Stores during the year (Nos.)	10	43	97
Total number of FOFO Stores at the end of the year	628	618	575

Details of expenditure for setting up Company New COCO Stores

Set out below is the expenditure for setting up New Stores along with the total estimated costs to be incurred. The below estimates are based on the assumption that our Company proposes to set up approximately the following number of Company New COCO Stores:

Particulars	Fiscal 2025	Fiscal 2026	From April 1, 2026 till September 30, 2026
Company New COCO Stores	38	89	66

Set forth below are the details in relation to the actual cost incurred by our Company for setting up of the BabyHug COCO Stores, for the years mentioned:

Particulars	<i>(₹ in million)</i>		
	March 31, 2024	March 31, 2023	March 31, 2022
Capital expenditure for fit-outs	143.32	269.72	122.56
Inventory costs*	86.63	186.49	127.68
Security deposits	39.59	82.88	54.22

*Exclusive of GST.

As of March 31, 2024, the approximate average size of BabyHug modern store is 1,511 square feet. The estimates stated below have been computed assuming such average store size. While the size and formats of the Company

New COCO Stores may vary, the Company New COCO Stores are proposed to be set up on an overall aggregate area measuring approximately 0.29 million square feet.

		(in ₹ million)
Particulars	Cost towards Company New COCO Stores	
Capital expenditure for fit-outs [#]		564.00
Inventory costs [*]		260.00
Security deposits [^]		115.00
Total		939.00

[#]This amount includes estimated GST based on average GST computed. The average GST is computed and certified by Bansal & Co LLP, Chartered Accountants, bearing firm registration number 001113N/N500079, by way of certificate dated July 30, 2024 based on past set up cost of sample existing stores.

[^]The abovementioned estimates have been computed pursuant to certification by Bansal & Co LLP, Chartered Accountants, bearing firm registration number 001113N/N500079 by way of certificate dated July 30, 2024.

^{*}Exclusive of GST.

A detailed break-up of the total estimated costs set in the table above, is as follows.

Particulars	Fiscal 2025	Fiscal 2026	From April 1, 2026 till September 30, 2026
Average built up area per store (in square feet) ^{^^}	1,511	1,511	1,511
Aggregate area per Fiscal (approximate) (in square feet)	57,418	134,479	99,726
Average capital expenditure for fit-outs per square feet (in ₹)	1,532.00	1,609.00	1,689.00
Aggregate capital expenditure for fit-outs [#] (in ₹ million)	105.00	258.00	201.00
Average inventory cost per square feet (in ₹)	872.00	889.00	907.00
Aggregate inventory costs [*] (in ₹ million)	50.00	120.00	90.00
Average security deposit per square feet [^] (in ₹)	374.00	393.00	412.00
Aggregate security deposits [^] (in ₹ million)	21.00	53.00	41.00

[#]The estimates are inclusive of GST as applicable which will approximately amount to: (a) ₹ 17.00 million, ₹ 42.00 million, ₹ 44.00 million and ₹ 21.00 million, respectively for Fiscals 2025, 2026 and 2027 (from April 1, 2026 till September 30, 2026) for Company New COCO Stores. The estimated GST is based on average GST computed. The average GST is computed and certified by Bansal & Co LLP, Chartered Accountants, bearing firm registration number 001113N/N500079, by way of certificate dated July 30, 2024 based on past set up cost of sample existing stores.

[^]The abovementioned estimates have been computed pursuant to certification by Bansal & Co LLP, Chartered Accountants, bearing firm registration number 001113N/N500079, by way of certificate dated July 30, 2024.

^{*}Exclusive of applicable taxes.

^{^^}The "built up area" is the total constructed area including basement, parking and machine rooms which is identified as built-up area under the relevant sale or lease arrangements or under the relevant approvals issued by the statutory authorities in relation to relevant property.

Note:

In respect of the above-stated estimated costs, we have assumed a 5% year-on-year increase in the average cost of capital expenditure for fit-outs and we have assumed a 2% year-on-year increase in the average cost of inventories. Our assumptions are based on the typical rate of year-on-year increase. Further, the security deposits have been assumed to be four months of rental payments to be made by our Company.

The above estimated costs may increase or decrease depending on the revised commercial terms, rate of inflation or other macro-economic factors, amongst others. In the event of any increased estimated cost, such additional cost shall be funded through alternate funding options such as internal accruals and/ or availing future debt from lenders.

The expenditure at the time of establishing a Company New Store comprises the following:

Costs	Particulars
Capital expenditure for fit-outs	Modular fixtures, fittings and signage (including furniture, gypsum ceiling, painting, fittings, interiors and civil finishing)
	Electrical fit outs (including (i) air conditioning and ventilation (equipment, fitting, piping and ducting, as applicable); (ii) electrical cabling, wiring and light fittings; and (iii) generators and other items)
	Office equipment (including computer systems, close circuit cameras, etc.)
	Other miscellaneous costs, which include design fees and transportation
Inventory costs	This comprises of store inventory required for commencing sales from the Company New COCO Stores

Costs	Particulars
Security deposits	We propose to establish the Company New COCO Stores on leased premises, for which we will be required to pay a security deposit to the lessor, as part of the rental and lease arrangement for each store premises

The format, size and the number of Company New COCO Stores to be set up, may vary across regions and is dependent on various factors such as availability of suitable locations, addressable market, lease rentals and competition within a given region or across regions. We have not identified specific locations and nor have we entered into any lease agreements for the Company New COCO Stores as on the date of this Red Herring Prospectus, and shall be determined by our Company at the time of setting up the Company New COCO Stores, after conducting a detailed analysis of the demographics, foot falls, lease rentals and other business and market considerations such as brand visibility, customer reach i.e. expansion of customer base by tapping into different geographic locations.

Methodology for computation

Our estimated costs for opening of the Company New COCO Stores are based on: (i) a certificate dated July 25, 2024 from Architects IN, independent architect, having its registered office at 294 FH, Scheme 54 Vijaynagar, Indore 452 010, Madhya Pradesh, India, for the purposes of certifying the capital expenditure requirements for fit-outs; (ii) valid and existing quotations received by our Company from contractors/ vendors; and (iii) computation of average of the costs (excluding taxes) incurred by our Company towards store inventory at the time of setting up the last ten modern stores under the 'BabyHug' brand, as on March 31, 2024, which has been computed and certified by Bansal & Co LLP, Chartered Accountants, bearing firm registration number 001113N/N500079 pursuant to their certificate dated July 30, 2024 and (iii) computation of average of the cost incurred by our Company towards security deposits for setting up the last ten modern stores under the 'BabyHug' brand as on March 31, 2024, which has been computed and certified by Bansal & Co LLP, Chartered Accountants, bearing firm registration number 001113N/N500079, pursuant to their certificate dated July 30, 2024. The last ten modern stores under the 'BabyHug' brand considered for such computation represents the (i) current average size and format of our modern stores and the modern stores proposed to be set up out of the Net Proceeds, which are in line with the business strategies of our Company and the (ii) cost typically incurred by our Company for setting up of modern stores under the 'BabyHug' brand. These modern stores are located across ten cities in five states in India namely, Vadodara and Valsad in Gujarat, Alappuzha and Mattanur in Kerala, Chennai in Tamil Nadu, Raipur in Chattisgarh, Gopalganj, Mattoor and Jamui in Bihar and Lucknow in Uttar Pradesh. Given that these modern stores have been set up in the recent past, the cost incurred towards setting up these modern stores also reflects the recent trends in the rate of inflation along with the trend in our spends towards capital expenditure and inventory cost. Accordingly, the average size of the Company New COCO Stores will be based on the average size of the last ten modern stores. Please also see "*Objects of the Offer – Details of the Objects – Expenditure by our Company for: (i) setting up new modern stores under the 'BabyHug' brand; and (ii) setting up a warehouse, in India – Setting up new modern stores under the 'BabyHug' brand in India – Details of expenditure for setting up Company New COCO Stores*" on page 190 for details in relation to the actual cost incurred by our Company for setting up of the BabyHug COCO Stores, for the Fiscals 2024, 2023 and 2022.

As of March 31, 2024, the approximate average size of such BabyHug modern store is 1,511 square feet. The estimated cost, as below have been computed assuming the aforesaid average store size.

The estimated cost towards this Object computed based on certain assumptions and the abovementioned methodology, is subject to change at the time of actual utilization.

A detailed breakdown of these estimated costs is set out below.

1. Capital expenditure for fit-outs

A detailed break-down of the capital expenditure for fit-outs of a single Company New Store on a per square feet basis, based on valid and existing quotations dated April 17, 2024 valid from six months from the date of the quotation, received from our vendor/contractor, Shree Bhagtesh Interiors and as certified by Architects IN, independent architect, pursuant to a certificate dated July 25, 2024 issued is as follows:

Sr. No.	Particulars	Average estimated per square feet fit-outs (in ₹ per square feet)*
1.	Furniture, gypsum ceiling, painting, fittings, interiors and civil finishing)	166.00

Sr. No.	Particulars	Average estimated per square feet fit-outs (in ₹ per square feet)*
2.	Modular fixtures, fittings and signage	311.00
3.	Office equipment (including computer systems, close circuit cameras, etc.)	570.00
4.	Air conditioning and ventilation (equipment, fitting, piping and ducting, as applicable)	279.00
5.	Electrical cabling, wiring & light fittings	206.00

*Exclusive of GST.

Notes:

Depending on changes in store size and actual store specific requirements, the estimated costs may vary.

All quotations received from the contractor/ vendor mentioned above are valid as on the date of this Red Herring Prospectus. However, we have not entered into any definitive agreements with the contractor/ vendor and there can be no assurance that the same contractor/ vendor would be engaged eventually to supply the requisite equipment/ fit-outs or supply at the same costs. If there is any increase in the costs of equipment/ fit-outs, the additional costs shall be paid by our Company from its internal accruals or through debts to be availed from lenders. The quantity of equipment/ fit-outs to be purchased is based on the present estimates of our management. We shall have the flexibility to deploy such equipment/ fit-outs according to the business requirements.

2. Inventory costs

The inventory costs would include, *inter alia*, costs for procuring the initial stock and product portfolios for sale, in our Company New COCO Stores. The total average estimated cost per square feet is based on the average of the cost incurred by the Company towards store inventory at the time of setting up the last ten modern stores under the 'BabyHug' brand, as on March 31, 2024. The last ten modern stores under the 'BabyHug' brand considered for such computation represents the (i) current average size and format of our modern stores and the modern stores proposed to be set up out of the Net Proceeds, which are in line with the business strategies of our Company and the (ii) cost typically incurred by our Company for setting up of modern stores under the 'BabyHug' brand. These modern stores are located across ten cities in five states in India namely, Vadodara and Valsad in Gujarat, Alappuzha and Mattanur in Kerala, Chennai in Tamil Nadu, Raipur in Chattisgarh, Gopalganj, Mattoor and Jamui in Bihar and Lucknow in Uttar Pradesh. Given that these modern stores have been set up in the recent past, the cost incurred towards setting up these modern stores also reflects the recent trends in the rate of inflation along with the trend in our spends towards capital expenditure and inventory cost. Accordingly, the average size of the Company New COCO Stores will be based on the average size of the last ten modern stores. Please also see "Objects of the Offer – Details of the Objects – Expenditure by our Company for: (i) setting up new modern stores under the 'BabyHug' brand; and (ii) setting up a warehouse, in India – Setting up new modern stores under the 'BabyHug' brand in India – Details of expenditure for setting up Company New COCO Stores" on page 190 for details in relation to the actual cost incurred by our Company for setting up of the BabyHug COCO Stores, for the Fiscals 2024, 2023 and 2022.

The total average inventory cost per square feet, as provided in the below table computed based on certificate on average cost of inventory of past stores by Bansal & Co LLP, Chartered Accountants, bearing firm registration number 001113N/N500079 pursuant to their certificate dated July 30, 2024.

Particulars	Fiscal 2025	Fiscal 2026	From April 1, 2026 till September 30, 2026	Total
Average inventory cost per square feet (in ₹)	872.00	889.00	907.00	-
Aggregate inventory cost for the proposed Company New COCO Stores (in ₹ million)	50.00	120.00	90.00	260.00

*The abovementioned costs exclude the applicable taxes.

Note:

In respect of the above-stated estimated costs, we have assumed a 2% year-on-year increase in the average cost of inventories. Our assumptions are based on the typical rate of year-on-year increase.

3. Security deposit

Our Company typically occupies the premises for our modern stores on a leasehold basis, pursuant to various lease agreements or leave and license agreements, as applicable, which are entered into between our Company with the real estate owners, typically for a period up to nine years. In terms of such lease agreements and/ or leave and license agreements, we are required to furnish an interest free security deposit to the respective lessors at the

time of signing the lease arrangements, for the duration of the lease.

We propose to occupy the premises for all proposed Company New COCO Stores on a leasehold basis. The total average security deposit cost has been determined based on the average of the cost incurred by our Company towards payment of security deposits for setting up the last ten modern stores under the ‘BabyHug’ brand, as on March 31, 2024, as certified by Bansal & Co LLP, Chartered Accountants, bearing firm registration number 001113N/N500079, pursuant to its certificate dated July 30, 2024. The last ten modern stores under the ‘BabyHug’ brand considered for such computation represents the (i) current average size and format of our modern stores and the modern stores proposed to be set up out of the Net Proceeds, which are in line with the business strategies of our Company and the (ii) cost typically incurred by our Company for setting up of modern stores under the ‘BabyHug’ brand. These modern stores are located across ten cities in five states in India namely, Vadodara and Valsad in Gujarat, Alappuzha and Mattanur in Kerala, Chennai in Tamil Nadu, Raipur in Chattisgarh, Gopalganj, Mattoor and Jamui in Bihar and Lucknow in Uttar Pradesh. Given that these modern stores have been set up in the recent past, the cost incurred towards setting up these modern stores also reflects the recent trends in the rate of inflation along with the trend in our spends towards capital expenditure and inventory cost. Accordingly, the average size of the Company New COCO Stores will be based on the average size of the last ten modern stores. Please also see “*Objects of the Offer – Details of the Objects – Expenditure by our Company for: (i) setting up new modern stores under the ‘BabyHug’ brand; and (ii) setting up a warehouse, in India – Setting up new modern stores under the ‘BabyHug’ brand in India – Details of expenditure for setting up Company New COCO Stores*” on page 190 for details in relation to the actual cost incurred by our Company for setting up of the BabyHug COCO Stores, for the Fiscals 2024, 2023 and 2022.

The total estimated costs for payment of security deposit for the periods mentioned are as follows:

Particulars	Fiscal 2025	Fiscal 2026	From April 1, 2026 till September 30, 2026	Total
Average security deposit per square feet (in ₹)	374.00	393.00	412.00	-
Aggregate security deposit for the proposed Company New COCO Stores (in ₹ million)	21.00	53.00	41.00	115.00

Our Directors, Key Managerial Personnel and Senior Management Personnel do not have any interest in the aforesaid Objects or in the entities from whom we have obtained quotations in relation to such proposed expenses.

Government Approvals

Our Company New COCO Stores will have to be registered under the respective shops and establishments legislations and/or obtain trade licences under municipalities of the states where they will be set up. The Company New COCO Stores may also have to obtain GST registration, contract labour registration and, FSSAI licenses, as applicable. Our Company will apply for the relevant approvals in due course and in accordance with applicable laws. For further details, see “*Key Regulations and Policies in India*” and “*Government and Other Approvals*” on pages 303 and 571, respectively.

B. Setting up a warehouse in India

From the Net Proceeds, our Company proposes to utilize ₹ 142.00 million towards setting up a new warehouse, in India measuring approximately 0.13 million square feet in Fiscal 2027.

Typically, for our warehouses in India, once we identify locations for setting up warehouses, we intimate the lessors of our construction specifications. These warehouses in India are build-to-suit i.e., while we do not make any payments towards the construction of the warehouses, we inform the lessors of the various requirements which we have, in relation to construction of such warehouses. We also typically provide bank guarantees to such lessors which are cancelled at the time of the final handover of the possession of warehouses to us on leasehold basis and are replaced with security deposits which are required to be paid by us under the respective lease agreements.

The size of our warehouses varies depending on the demand of our products. The typical costs for setting up a warehouse comprises of, but are not limited to, racking systems, process furniture, pallet and hand pallet trucks, PPE storage bins, electrical works and IT assets and IT network. Based on management estimate, the size of the new warehouse proposed to be set up shall be based on the Company’s existing warehouse located in Coimbatore, Tamil Nadu measuring 127,192 square feet (“**Model Warehouse**”).

Set forth below are the details in relation to the actual cost incurred for setting up our warehouses, for the years mentioned:

Particulars	(₹ in million)		
	March 31, 2024	March 31, 2023	March 31, 2022
Capital expenditure for fit-outs	235.72	876.75	807.70

We propose to occupy the premises for setting up the new warehouse on a leasehold basis. The location for this warehouse has not been identified as of the date of this Red Herring Prospectus.

Set forth below are the region wise details in relation to our warehouses (including, stockists) in India, for the years mentioned:

East Region	As at/during the year ended March 31, 2024	As at/during the year ended March 31, 2023	As at/during the year ended March 31, 2022
Number of warehouses (including stockists) at the beginning of the year (Nos.) in the east	12	11	7
Number of warehouses (including stockists) opened during the year (Nos.) in the east	2	1	4
Number of warehouses (including stockists) closed during the year (Nos.) in the east	2	0	0
Total number of warehouses (including stockists) at the end of the year (Nos.) in the east	12	12	11

North Region	As at/during the year ended March 31, 2024	As at/during the year ended March 31, 2023	As at/during the year ended March 31, 2022
Number of warehouses (including stockists) at the beginning of the year (Nos.) in the north	21	18	17
Number of warehouses (including stockists) opened during the year (Nos.) in the north	1	6	2
Number of warehouses (including stockists) closed during the year (Nos.) in the north	0	3	1
Total number of warehouses (including stockists) at the end of the year (Nos.) in the north	22	21	18

South Region	As at/during the year ended March 31, 2024	As at/during the year ended March 31, 2023	As at/during the year ended March 31, 2022
Number of warehouses (including stockists) at the beginning of the year (Nos.) in the south	24	20	16
Number of warehouses (including stockists) opened during the year (Nos.) in the south	2	6	6
Number of warehouses (including stockists) closed during the year (Nos.) in the south	0	2	2
Total number of warehouses (including stockists) at the end of the year (Nos.) in the south	26	24	20

West Region	As at/during the year ended March 31, 2024	As at/during the year ended March 31, 2023	As at/during the year ended March 31, 2022
Number of warehouses (including stockists) at the beginning of the year (Nos.) in the west	22	18	15
Number of warehouses (including stockists) opened during the year (Nos.) in the west	2	6	3
Number of warehouses (including stockists) closed during the year (Nos.) in the west	4	2	0
Total number of warehouses (including stockists) at the end of the year (Nos.) in the west	20	22	18

Particulars	As at/during the year ended March 31, 2024	As at/during the year ended March 31, 2023	As at/during the year ended March 31, 2022
Total number of warehouses at the beginning of the year (Nos.)	79	67	55
Number of warehouses (including, stockists) opened during the year (Nos.)	7	19	15
Total number of warehouses (including, stockists) closed during the year (Nos.)	6	7	3
Total number of warehouses (including, stockists) at the end of the year (Nos.)	80	79	67

Based on the Model Warehouse, the estimated average cost per square feet for setting up of the new warehouse has been set forth in the table below, which has been verified, computed and certified by Architects IN, independent architect pursuant to its certificate dated July 25, 2024. In computing the estimated average cost per square feet for setting up of the warehouse, the architect has considered (i) quotations received from contractors/vendors; and (ii) our internal estimates for specifications and item requirements based on our prior experience in setting up warehouses and the Model Warehouse.

The estimated capital expenditure per square feet for setting up the warehouse set out below.

Sr. No.	Particulars	Estimated cost per square feet* (in ₹)	Name of the vendor	Date of quotation	Validity of quotation
1.	Racking system (including racking multitier storage system, LSS, HDS, and pallet racking)	626.00	Craftsman Automation Limited	July 24, 2024	30 days from the date of the quotation.
2.	Material handling equipment (including crates, pallet, hand pallet truck, reach truck)	61.00	Jungheinrich Lift Truck India Private Limited	July 3, 2024	120 days from the date of the quotation.
3.	Furniture and fixture including storage	114.00	Nilkamal Limited Pahaso Technologies Private Limited Fabmech Industries	April 1, 2024 March 31, 2024 March 31, 2024	Six months from the date of the quotation. 180 days from the date of the quotation.
4.	Electrical equipment (including electrical works, UPS)	80.00	MNR Electricals	April 2, 2024	180 days from the date of the quotation.
5.	IT assets (including computers, PDAs, IT network and CCTV)	196.00	Unique Solutions Power Vision Info Services Private Limited Minitek Systems (India) Private Limited Digital Data Automation Private Limited	April 1, 2024 April 8, 2024 April 1, 2024	180 days from the date of the quotation. 150 days from the date of the quotation. 180 days from the date of the quotation.
6.	Miscellaneous	43.00	Comac India Private Limited Austar Technologies S.S Interior and Furniture	April 1, 2024	150 days from the date of the quotation. Six months from the date of the quotation.

*Exclusive of GST

Notes:

Please note that depending on changes in warehouse size and actual warehouse specific requirements, the estimated costs may vary

and accordingly the quotations may change.

Based on the above estimates and certifications, our Company proposes to utilize ₹ 142.00 million of the Net Proceeds towards setting up the warehouse(s). Our Company has not entered into any definitive agreements with any contractors/ vendors in respect of the quotations above-mentioned and there can be no assurance that the same contractors/vendors would be engaged to eventually supply the items or at the same costs.

In respect of the above-stated estimated costs, we have not assumed increase in the average cost of capital expenditure for fit-outs. These estimated costs may increase or decrease depending on the revised commercial terms, rate of inflation or other macro-economic factors, amongst others. The expenditure to be incurred towards security deposit payments to the lessor, as part of the rental and lease arrangement for warehouse and in the event of any increased estimated cost, the additional costs shall be funded through alternate funding options such as internal accruals and/ or availing future debt from lenders.

Our Directors, Key Managerial Personnel and Senior Management Personnel do not have any interest in above-mentioned Object or in the entities from whom we have obtained quotations in relation to such proposed expenses.

Government Approvals

Our warehouse will have to be registered under the relevant shops and establishments legislation/ will obtain a trade license under the municipality of the state where it will be set up. Our Company will apply for such approvals in due course and in accordance with applicable laws. For details, see “**Key Regulations and Policies in India**” and “**Government and Other Approvals**” on pages 303 and 571, respectively.

II. Expenditure for lease payments for our existing identified modern stores owned and operated by our Company in India

As of March 31, 2024, we had 284 BabyHug COCO Stores. The BabyHug COCO Stores are on a leasehold basis, pursuant to various lease agreements or leave and license agreements, which are entered into between our Company typically for a period up to nine years. For further details, see “**Our Business – Property and Facilities**” on page 301.

Our Company has incurred the following expenditure towards lease rentals on BabyHug COCO Stores in the last three Fiscals: *(in ₹ million)*

Particulars	Fiscal 2024	Fiscal 2023	Fiscal 2022
BabyHug COCO Stores	416.63	288.37	100.89

We intend to utilize ₹ 931.00 million towards lease rentals of all such above-mentioned stores for Fiscals 2025, 2026 and 2027 (from April 1, 2026 till September 30, 2026).

The lease rentals are based on the actual amounts payable based on valid and existing lease agreements and leave and license agreements which have been executed by our Company with various lessors and landlords for these modern stores. Pursuant to the terms of the lease agreements and leave and license agreements, the range of escalation typically varies between 5% per annum escalated every year to 15% per annum escalated after every three years. The below mentioned estimates take into consideration any escalation in accordance with the terms of the lease agreements and leave and license agreements.

The lease rental amount to be utilized from the Net Proceeds has also been certified by Bansal & Co. LLP, Chartered Accountants, bearing firm registration number 001113N/N500079, pursuant to its certificate dated July 30, 2024.

A break-up of the lease rentals payable by our BabyHug COCO Stores in Fiscals 2025, 2026 and 2027 (from April 1, 2026 till September 30, 2026) is as follows:

Store format	Number of stores	Aggregate lease payments to be made (₹ in million)			Total
		Fiscal 2025	Fiscal 2026	From April 1, 2026 till September 30, 2026	
BabyHug COCO Stores	243	226.00	470.00	235.00	931.00

The abovementioned estimates have also been verified, computed and certified by Bansal & Co LLP, Chartered Accountants, bearing firm registration number 001113N/N500079, by way of its certificate dated July 30, 2024.

Further, while the Net Proceeds shall not be utilized towards lease rental payments of Company New COCO Stores, in the event that the lease agreements for any of the existing BabyHug COCO Stores is terminated prior to the completion of its terms, or if any of lease agreements is amended to reduce the respective lease rental amount modified, our management may use the remaining/surplus Net Proceeds towards lease rentals for the Company New COCO Stores which shall be set up from the Net Proceeds, subject to applicable law.

Our Directors, Key Managerial Personnel and Senior Management Personnel do not have any interest in the aforesaid Object.

III. Investment in our Subsidiary, Digital Age for (i) setting up new modern stores under the ‘FirstCry’ brand and other home brands of our Company; and (ii) lease payments for our existing identified modern stores owned and controlled by Digital Age, in India.

Digital Age was incorporated as a private limited company on April 15, 2011 under the Companies Act 1956 with the RoC. The registered office of Digital Age is at Rajashree Business Park, 3rd Floor, Survey No. 338, Next to Sohrabh Hall, Tadiwala Road, Pune 411 001, Maharashtra, India. For further information, “**History and Other Certain Corporate Matters – Our Subsidiaries – Digital Age**” on page 325.

On May 2, 2022, we acquired Digital Age. For details of acquisition of Digital Age see, “**History and Certain Corporate Matters – Details regarding material acquisitions or divestments of business/undertakings, mergers, amalgamation, any revaluation of assets, etc. in the last 10 years – Acquisition of Digital Age**” on page 321.

The principal business of Digital Age is to, amongst other things, deal in the retail trade of baby, kids and maternity products. Digital Age also engages with contract manufacturers for procurement of goods and does not have its own manufacturing facilities. Prior to the acquisition, our online platform was operated by Digital Age, pursuant to a platform sharing agreement. Further, few of our physical stores were franchised to Digital Age. In addition, Digital Age also carried out certain functions relating to the supply of products from our platform to our retail customers. As a result of the acquisition, we are able to consolidate all of these operations into our business at a group level. Digital Age continues to engage in multi-brand retailing and operation of our online platform and mobile application.

Set out below are details of revenue from operations, contribution margin, capital expenditure, profit/ (loss) of Digital Age for the Fiscals 2024, 2023 and 2022:

S. No.	Particulars	Unit	As at and for the Fiscal ended March 31, 2024	As at and for the Fiscal ended March 31, 2023	As at and for the Fiscal ended March 31, 2022
1.	Revenue from Operations	₹ million	34,042.85	30,099.81	NA
2.	Contribution Margin	%	7.87	5.82	NA
3.	Capital Expenditure	₹ million	549.73	242.34	NA
4.	Profit/ (Loss)	₹ million	(367.19)	(83.10)	NA

From the Net Proceeds, we propose to utilize ₹ 2,996.00 million towards investment in Digital Age for the purposes of the following:

- (i) capital expenditure for fit-outs, inventory costs and security deposits which will be used for approximately 162 new modern stores measuring an aggregate of approximately 0.49 million square feet under the ‘FirstCry’ brand and other home brands of our Company through Digital Age (“**Digital Age New Stores**”). Towards such Object, we propose to utilize ₹ 1,690.00 million from our Net Proceeds; and
- (ii) expenditure for lease payments for our existing identified modern stores owned and operated by Digital Age (“**Digital Age Stores**”). Such payments are proposed to be made for Fiscals 2025, 2026 and 2027 (from April 1, 2026 till September 30, 2026). Towards such Object, we propose to utilize ₹ 1,306.00 million from our Net Proceeds.

Our Company proposes to utilize ₹ 2,996.00 million from the Net Proceeds for investment into Digital Age for the above Objects. The proposed investment by our Company in Digital Age, as approved by our Board pursuant to a resolution dated July 13, 2024 is proposed to be undertaken in the form of either equity or debt or a combination

of both or any other manner as shall be mutually decided at the time of investment. The actual mode of such deployment has not been finalized as on the date of this Red Herring Prospectus. Further, such investment in Digital Age will be made by our Company, in various tranches, as may be required for setting up the Digital Age New COCO Stores and towards lease payments of Digital Age Stores. The board of directors of Digital Age on July 13, 2024 has undertaken to utilize this investment received from our Company (as and when received) towards funding the proposed expenditure on setting up Digital Age New COCO Stores and for the purpose of lease payments for the Digital Age New Stores.

A. Setting up of new modern stores under the ‘FirstCry’ brand and other home brands of our Company through Digital Age

We presently primarily have two formats of modern stores i.e., BabyHug modern stores and FirstCry modern stores. BabyHug modern stores exclusively sell BabyHug products while FirstCry modern stores sell multiple brands, including third-party brands. However, in the future, we may set up new stores under other formats. For instance, we have recently opened modern stores under ‘Pinekids’ and ‘FirstCry 6-12’ brands. Depending on our business requirements and estimates of our management, our Company may decide to utilize a portion of the Net Proceeds to set up Digital Age New COCO Stores under such aforesaid or any other formats as well. Accordingly, while the aggregate amount being utilized towards each format of the Digital Age New COCO Stores may vary, the aggregate square feet area over which the Digital Age New COCO Stores will be set up, is proposed to be approximately 0.49 million square feet and the amount to be utilized from the Net Proceeds towards this Object is proposed to be approximately ₹ 1,690.00 million. The details of the estimates and costs set out below are for Digital Age New Stores. However, if the formats of the Digital Age New COCO Stores to be set up, are different, the estimates and actual costs may differ from the details set out below. In the event the aggregate cost for setting up of the Digital Age New Stores, irrespective of the format, exceed ₹ 1,690.00 million, such additional cost shall be funded through alternate funding options such as internal accruals and/ or availing future debt from lenders.

The primary reasons for incurring expenses to open Digital Age New COCO Stores is firstly, the retention of gross margin as compared to franchisee-owned and franchisee-operated modern stores and secondly, comparatively more operational control enabling enhanced customer experience. The locations of the Digital Age New COCO Stores will be determined by Digital Age at the time of setting up the Digital Age New Stores, after conducting a detailed analysis of the demographics, lease rentals and other business and market considerations such as brand visibility, customer reach i.e. expansion of customer base by tapping into different geographic locations.

In the ordinary course of our business and to build our track record of expansion, our Company has been increasing its presence across geographies in India. For instance, we have opened 89, 54 and 4 FirstCry COCO Stores in the Fiscals 2024, 2023, 2022, respectively. Further, as on the date of this Red Herring Prospectus, we are present across 533 cities in 28 states and five Union Territories across India. We strategically look for opportunities for further growth specifically in the markets in which we are already operating. We intend to leverage our existing channels to curate a richer brand experience for our customers and deepen engagement with them in the offline retail environment. From the Net Proceeds, we propose to utilize ₹ 1,690.00 million towards setting up of approximately 162 new modern stores under the ‘FirstCry’ brand and other home brands in India. As on the date of this Red Herring Prospectus, we are yet to identify the exact locations or enter into agreements for lease of suitable properties for setting up the modern stores towards which we intend to utilize the amount from Net Proceeds. From time to time, we also enter into new geographies in India depending on detailed analysis of the demographics, foot falls, lease rentals and other business and market considerations such as brand visibility, customer reach i.e. expansion of customer base by tapping into different geographic locations. We may open new modern stores in certain geographies where we already have our presence to meet the increasing customer needs and further enhance their experience along with new geographies where we do not have direct presence through our own modern stores, i.e., in cities namely, Ahmednagar in Maharashtra; Tumakuru and Koppal in Karnataka; Khandwa, Neemuch, Mandsaur in Madhya Pradesh; Dwarka in Gujarat; Mapusa in Goa; Nizamabad in Telangana; Tenali and Chittoor in Andhra Pradesh; Kanyakumari in Tamil Nadu; Kalimpong in West Bengal; Jagdalpur in Chhattisgarh; Nainital in Uttarakhand; Phagwara, Gurdaspur and Ferozepur in Punjab; Kasargod in Kerala, Shimla in Himachal Pradesh; Anantnag in Jammu and Kashmir, however, these locations are only indicative in nature and will be determined in accordance with the annual business plan of our Company which will be approved by our Board of Directors. The surveys for locations of these modern stores will be conducted prior to setting up such stores. For further details, see “***Our Business – Our Growth Strategies – Grow our offline and online touchpoints to strengthen our multi- channel competitive advantage***” on page 275.

Set forth below are the region wise details in relation to our FirstCry COCO Stores, as at/for the years mentioned:

East Region	As at/during the year ended March 31, 2024	As at/during the year ended March 31, 2023	As at/during the year ended March 31, 2022
Number of FirstCry COCO Stores at the beginning of the year in the east	7	1	1
Net addition to FirstCry COCO Stores opened during the year (Nos.) in the east	14	6	0
Total number of FirstCry COCO Stores at the end of the year (Nos.) in the east	21	7	1

North Region	As at/during the year ended March 31, 2024	As at/during the year ended March 31, 2023	As at/during the year ended March 31, 2022
Number of FirstCry COCO Stores at the beginning of the year in the north	12	1	0
Net addition to FirstCry COCO Stores during the year (Nos.) in the north	19	11	1
Total number of FirstCry COCO Stores at the end of the year (Nos.) in the north	31	12	1

South Region	As at/during the year ended March 31, 2024	As at/during the year ended March 31, 2023	As at/during the year ended March 31, 2022
Number of FirstCry COCO Stores at the beginning of the year in the south	21	4	2
Net addition to FirstCry COCO Stores during the year (Nos.) in the south	31	17	2
Total number of FirstCry COCO Stores at the end of the year (Nos.) in the south	52	21	4

West Region	As at/during the year ended March 31, 2024	As at/during the year ended March 31, 2023	As at/during the year ended March 31, 2022
Number of FirstCry COCO Stores at the beginning of the year in the west	22	2	2
Net addition to FirstCry COCO Stores during the year (Nos.) in the west	25	20	0
Total number of FirstCry COCO Stores at the end of the year (Nos.) in the west	47	22	2

Total	As at/during the year ended March 31, 2024	As at/during the year ended March 31, 2023	As at/during the year ended March 31, 2022
Number of FirstCry COCO Stores at the beginning of the year (Nos.)	62	8	5
Total net addition to FirstCry COCO Stores during the year (Nos.)	89	54	3
Total number of FirstCry COCO Stores at the end of the year (Nos.)	151	62	8

Particulars	As of the year ended March 31, 2024	As of the year ended March 31, 2023	As of the year ended March 31, 2022
Total number of FirstCry COCO Stores (Nos.)	151	62	8
Average GMV per FirstCry COCO Stores (₹ million)*	29.37	28.15	45.87

*Average GMV refers to total GMV divided by the average of the number of stores at the beginning of the relevant year and at the end of the relevant year.

Details of expenditure for setting up Digital Age New Stores

Set out below is the expenditure for setting up Digital Age New COCO Stores along with the total estimated costs to be incurred. The below estimates are based on the assumption that our Company proposes to set up approximately the following number of Digital Age New Stores:

<i>(in ₹ million)</i>			
Particulars	Fiscal 2025	Fiscal 2026	From April 1, 2026 till September 30, 2026
Digital Age New Stores	36	72	54

Set forth below are the details in relation to the actual cost incurred by Digital Age for setting up of our FirstCry COCO Stores and other COCO stores, for the years mentioned:

Particulars	March 31, 2024	March 31, 2023	March 31, 2022
Capital expenditure for fit-outs	542.50	237.20	22.49
Inventory costs*	348.02	268.96	21.39
Security deposits	152.95	105.09	9.08

*Exclusive of GST.

As of March 31, 2024, the approximate average size of FirstCry modern store is 3,053 square feet. The estimates stated below have been computed assuming such average store size. While the size and formats of the New Stores may vary, the New Stores are proposed to be set up on an overall aggregate area measuring approximately 0.49 million square feet.

<i>(in ₹ million)</i>	
Particulars	Cost towards Digital Age New COCO Stores
Capital expenditure for fit-outs [#]	961.00
Inventory costs*	512.00
Security deposits [^]	217.00
Total	1,690.00

[#]This amount includes estimated GST based on average GST computed. The average GST is computed and certified by Bansal & Co LLP, Chartered Accountants, bearing firm registration number 001113N/N500079, by way of certificate dated July 30, 2024 based on past set up cost of sample existing stores.

[^]The abovementioned estimates have been computed pursuant to certification by Bansal & Co LLP, Chartered Accountants, bearing firm registration number 001113N/N500079, by way of certificate dated July 30, 2024.

*Exclusive of GST.

A detailed break-up of the total estimated costs set in the table above, is as follows.

Particulars	Fiscal 2025	Fiscal 2026	From April 1, 2026 till September 30, 2026
Average built-up area per store (in square feet) ^{^^}	3,053	3,053	3,053
Aggregate area per Fiscal (approximate) (in square feet)	109,908	219,816	164,862
Average capital expenditure for fit-outs per square feet (in ₹)	1,544.00	1,621.00	1,702.00
Aggregate capital expenditure for fit-outs [#] (in ₹ million)	202.00	425.00	334.00
Average inventory cost per square feet (in ₹)	1,013.00	1,033.00	1,054.00
Aggregate inventory costs* (in ₹ million)	111.00	227.00	174.00
Average security deposit per square feet [^] (in ₹)	414.00	435.00	456.00
Aggregate security deposits [^] (in ₹ million)	46.00	96.00	75.00

[#] The estimates are inclusive of GST as applicable which will approximately amount to ₹ 32.00 million, ₹ 69.00 million and ₹ 72.00 million, respectively for Fiscals 2025, 2026 and 2027 (from April 1, 2026 till September 30, 2026) for Digital Age New Stores. The estimated GST is based on average GST computed. The average GST is computed and certified by Bansal & Co LLP, Chartered Accountants, bearing firm registration number 001113N/N500079, by way of certificate dated July 30, 2024, based on past set up cost of sample existing stores.

[^] The abovementioned estimates have been computed pursuant to certification by Bansal & Co LLP, Chartered Accountants, bearing firm registration number 001113N/N500079 by way of certificate dated July 30, 2024.

*Exclusive of GST.

^{^^} The "built up area" is the total constructed area including basement, parking and machine rooms which is identified as built-up area under the relevant sale or lease arrangements or under the relevant approvals issued by the statutory authorities in relation to relevant property.

Note:

In respect of the above-stated estimated costs, we have assumed a 5% year-on-year increase in the average cost of capital expenditure for fit-outs and we have assumed a 2% year-on-year increase in the average cost of inventories. Our assumptions are based on the typical rate of year-on-year increase. Further, the security deposits have been assumed to be seven months of rental payments to be made by Digital Age.

The above estimated costs may increase or decrease depending on the revised commercial terms, rate of inflation or other macro-economic factors, amongst others. In the event of any increased estimated cost, such additional cost shall be funded through alternate funding options such as internal accruals and/ or availing future debt from lenders.

The expenditure at the time of establishing a Digital Age New Store comprises the following:

Costs	Particulars
Capital expenditure for fit-outs	Modular fixtures, fittings and signage (including furniture, gypsum ceiling, painting, fittings, interiors and civil finishing) Electrical fit outs (including (i) air conditioning and ventilation (equipment, fitting, piping and ducting, as applicable), (ii) electrical cabling, wiring and light fittings and (iii) generators and other items) Office equipment (including computer systems, close circuit cameras, etc.) Other miscellaneous costs, which include design fees and transportation
Inventory costs	This comprises of store inventory required for commencing sales from the Digital Age New Stores
Security deposits	We propose to establish the Digital Age New COCO Stores on leased premises, for which we will be required to pay a security deposit to the lessor, as part of the rental and lease arrangement for each store premises

The format, size and the number of Digital Age New COCO Stores to be set up, may vary across regions and is dependent on various factors such as availability of suitable locations, addressable market, lease rentals and competition within a given region or across regions. We have not identified specific locations and nor have we entered into any lease agreements for the Digital Age New COCO Stores as on the date of this Red Herring Prospectus, and shall be determined by Digital Age at the time of setting up the Digital Age New Stores, after conducting a detailed analysis of the demographics, foot falls, lease rentals and other business and market considerations such as brand visibility, customer reach i.e. expansion of customer base by tapping into different geographic locations.

Methodology for computation

Our estimated costs for opening of the Digital Age New COCO Stores are based on: (i) a certificate dated July 25, 2024 from Architects IN, independent architect, having its registered office at 294 FH, Scheme 54 Vijaynagar, Indore 452 010, Madhya Pradesh, India, for the purposes of certifying the capital expenditure requirements for fit-outs; (ii) valid and existing quotations received by our Company from contractors/ vendors; and (iii) computation of average of the costs (excluding taxes) incurred by Digital Age towards store inventory at the time of setting up the last five FirstCry modern stores, as on March 31, 2024, which has been computed and certified by Bansal & Co LLP, Chartered Accountants, bearing firm registration number 001113N/N500079, pursuant to their certificate dated July 30, 2024; and (iii) computation of average of the cost incurred by Digital Age towards security deposits for setting up the last five FirstCry modern stores, as on March 31, 2024, which has been computed and certified by Bansal & Co LLP, Chartered Accountants, bearing firm registration number 001113N/N500079, pursuant to their certificate dated July 30, 2024. The last five FirstCry modern stores considered for such computation represents the (i) current average size and format of our modern stores and the modern stores proposed to be set up out of the Net Proceeds, which are in line with the business strategies of our Company and (ii) cost typically incurred by our Company for setting up of modern stores under the 'FirstCry' brand. These modern stores are located across four states in India namely, Goa, Ramanattukara in Kerala, Aligarh and Varanasi in Uttar Pradesh and Gaya in Bihar. Given that these modern stores have been set up in the recent past, the cost incurred towards setting up these modern stores also reflects the recent trends in the rate of inflation along with the trend in our spends towards capital expenditure and inventory cost. Accordingly, the average size of the Company New COCO Stores will be based on the average size of the last five modern stores.

As of March 31, 2024, the approximate average size of such FirstCry modern store is 3,053 square feet. The estimated cost as below have been computed assuming the aforesaid average store size.

The estimated cost towards this Object computed based on certain assumptions and the abovementioned methodology, is subject to change at the time of actual utilization.

A detailed breakdown of these estimated costs is set out below.

1. Capital expenditure for fit-outs

A detailed break-down of the capital expenditure for fit-outs of a single Digital Age New Store on a per square feet basis, based on valid and existing quotations dated April 17, 2024 valid for six months from the date of the quotation, received from vendor/contractor, Shree Bhagtesh Interiors and as certified by Architects IN, independent architect, pursuant to their certificate dated July 25, 2024 is as follows:

Sr. No.	Particulars	Average estimated per square feet fit-outs (in ₹ per square feet)*
1.	Furniture, gypsum ceiling, painting, fittings, interiors & civil finishing	274.00
2.	Modular fixtures, fittings & signage	686.00
3.	Office equipment (including computer systems, close circuit cameras, etc.)	171.00
4.	Air conditioning and ventilation (equipment, fitting, piping and ducting, as applicable)	188.00
5.	Electrical cabling, wiring & light fittings	226.00

*Exclusive of GST

Notes:

Depending on changes in store size and actual store specific requirements, the estimated costs may vary and accordingly the quotations may change.

All quotations received from the contractor/ vendor mentioned above are valid as on the date of this Red Herring Prospectus. However, we have not entered into any definitive agreements with the contractor/ vendor and there can be no assurance that the same contractor/ vendor would be engaged eventually to supply the requisite equipment/ fit-outs or supply at the same costs. If there is any increase in the costs of equipment/ fit-outs, the additional costs shall be paid by Digital Age from its internal accruals or through debts to be availed from lenders. The quantity of equipment/ fit-outs to be purchased is based on the present estimates of our management. We shall have the flexibility to deploy such equipment/ fit-outs according to the business requirements.

2. Inventory costs

The inventory costs would include, *inter alia*, costs for procuring the initial stock and product portfolios for sale, in Digital Age New Stores. The total average estimated cost per square feet is based on the average of the cost incurred by Digital Age at the time of setting up the last five FirstCry modern stores, as on March 31, 2024. The last five FirstCry modern stores considered for such computation represents the (i) current average size and format of our modern stores and the modern stores proposed to be set up out of the Net Proceeds, which are in line with the business strategies of our Company and (ii) cost typically incurred by our Company for setting up of modern stores under the 'FirstCry' brand. These modern stores are located across four states in India namely, Goa, Ramanattukara in Kerala, Aligarh and Varanasi in Uttar Pradesh and Gaya in Bihar. Given that these modern stores have been set up in the recent past, the cost incurred towards setting up these modern stores also reflects the recent trends in the rate of inflation along with the trend in our spends towards capital expenditure and inventory cost. Accordingly, the average size of the Company New COCO Stores will be based on the average size of the last five modern stores.

The total average inventory cost per square feet, as provided in the below table computed based on certificate on average cost of inventory of past stores by Bansal & Co LLP, Chartered Accountants, bearing firm registration number 001113N/N500079, pursuant to their certificate dated July 30, 2024.

Particulars	Fiscal 2025	Fiscal 2026	From April 1, 2026 till September 30, 2026	Total
Average inventory cost per square feet (in ₹)	1,013.00	1,033.00	1,054.00	-
Aggregate inventory cost for the proposed Digital Age New COCO Stores (in ₹ million)	111.00	227.00	174.00	512.00

* The abovementioned costs exclude the applicable taxes.

Note:

In respect of the above-stated estimated costs, we have assumed a 2% year-on-year increase in the average cost of inventories. Our assumptions are based on the typical rate of year-on-year increase.

3. Security deposit

Digital Age typically occupies the premises for our modern stores on a leasehold basis, pursuant to various lease agreements or leave and license agreements, as applicable, which are entered into between Digital Age with the real estate owners, typically for a period up to nine years. In terms of such lease agreements and/ or leave and license agreements, we are required to furnish an interest free security deposit to the respective lessors at the time of signing the lease arrangements, for the duration of the lease.

We propose to occupy the premises for all proposed Digital Age New COCO Stores on a leasehold basis. The total average security deposit cost has been determined based on the average of the cost incurred by Digital Age towards setting up the last five FirstCry modern stores, as on March 31, 2024, as certified by Bansal & Co LLP, Chartered Accountants, bearing firm registration number 001113N/N500079, pursuant to its certificate dated July 30, 2024. The last five FirstCry modern stores considered for such computation represents the (i) current average size and format of our modern stores and the modern stores proposed to be set up out of the Net Proceeds, which are in line with the business strategies of our Company and (ii) cost typically incurred by our Company for setting up of modern stores under the 'FirstCry' brand. These modern stores are located across four states in India namely, Goa, Ramanattukara in Kerala, Aligarh and Varanasi in Uttar Pradesh and Gaya in Bihar. Given that these modern stores have been set up in the recent past, the cost incurred towards setting up these modern stores also reflects the recent trends in the rate of inflation along with the trend in our spends towards capital expenditure and inventory cost. Accordingly, the average size of the Company New COCO Stores will be based on the average size of the last five modern stores.

The total estimated costs for payment of security deposit for the periods mentioned are as follows:

Particulars	Fiscal 2025	Fiscal 2026	From April 1, 2026 till September 30, 2026	Total
Digital Age New Stores				
Average security deposit per square feet (in ₹)	414.00	435.00	456.00	-
Aggregate security deposit for the proposed Digital Age New COCO Stores (in ₹ million)	46.00	96.00	75.00	217.00

Our Directors, Key Managerial Personnel and Senior Management Personnel do not have any interest in the aforesaid Objects or in the entities from whom we have obtained quotations in relation to such proposed expenses.

Government Approvals

Our Digital Age New COCO Stores will have to be registered under the respective shops and establishments legislations and/or obtain trade licences under municipalities of the states where they will be set up. The Digital Age New COCO Stores may also have to obtain GST registration, contract labour registration and, FSSAI licenses, as applicable. Digital Age will apply for the relevant approvals in due course and in accordance with applicable laws. For further details, see "**Key Regulations and Policies in India**" and "**Government and Other Approvals**" on pages 303 and 571, respectively.

B. Expenditure for lease payments for our existing identified modern stores owned and operated by Digital Age in India

As of March 31, 2024, we had 284 BabyHug COCO Stores and 151 FirstCry COCO Stores. The FirstCry COCO Stores are on a leasehold basis, pursuant to various lease agreements or leave and license agreements, which are entered into between Digital Age typically for a period up to nine years. For further details, see "**Our Business – Property and Facilities**" on page 301.

Digital Age has incurred the following expenditure towards lease rentals on FirstCry COCO Stores and BabyHug COCO Stores in the last three Fiscals:

Particulars	Fiscal 2024	Fiscal 2023	Fiscal 2022
FirstCry COCO Stores and BabyHug COCO Stores	488.61	159.29	63.09

We intend to utilize ₹ 1,306.00 million towards lease rentals of all such above-mentioned stores for Fiscals 2025, 2026 and 2027 (from April 1, 2026 till September 30, 2026).

The lease rentals are based on the actual amounts payable based on valid and existing lease agreements and leave and license agreements which have been executed by Digital Age with various lessors and landlords for these modern stores. Pursuant to the terms of the lease agreements and leave and license agreements, the range of escalation typically varies between 5% per annum escalated every year, 10% per annum escalated after every 2 years to 12% to 15% per annum escalated after every three years. The below mentioned estimates take into consideration any escalation in accordance with the terms of the lease agreements and leave and license agreements.

The lease rental amount to be utilized from the Net Proceeds has also been certified by Bansal & Co. LLP, Chartered Accountants, bearing firm registration number 001113N/N500079, pursuant to its certificate dated July 30, 2024.

A break-up of the lease rentals payable by FirstCry COCO Stores and BabyHug COCO Stores in Fiscals 2025, 2026 and 2027 (from April 1, 2026 till September 30, 2026) is as follows:

Store format	Number of stores	Aggregate lease payments to be made (₹ in million)			Total
		Fiscal 2025	Fiscal 2026	From April 1, 2026 till September 30, 2026	
FirstCry COCO Stores and BabyHug COCO Stores	152	315.00	649.00	342.00	1,306.00

(in ₹ million)
The abovementioned estimates have also been verified, computed and certified by Bansal & Co LLP, Chartered Accountants, bearing firm registration number 001113N/N500079 by way of its certificate dated July 30, 2024.

While the Net Proceeds shall not be utilized towards lease rental payments of Digital Age New Stores, in the event that the lease agreements for any of the existing Digital Age Stores is terminated prior to the completion of its terms, or if any of lease agreements is amended to reduce the respective lease rental amount modified, our management may use the remaining/surplus Net Proceeds towards lease rentals for the Digital Age New COCO Stores which shall be set up from the Net Proceeds, subject to applicable law.

Our Directors, Key Managerial Personnel and Senior Management Personnel do not have any interest in the aforesaid Object.

IV. Investment in our Subsidiary, FirstCry Trading for overseas expansion by: (i) setting up new modern stores; and (ii) setting up warehouse(s), in KSA

We have expanded internationally in select markets, establishing a presence in UAE and KSA in 2019 and 2022 respectively, where we aim to replicate our India playbook. According to the RedSeer Report, we are the largest specialist online Mothers', Babies' and Kids' Product retail platforms in UAE, in terms of GMV, for the year ending December 2022. Further, in KSA, we are the largest online-first Mothers', Babies' and Kids' product focused retail platform, according to the RedSeer Report. After the UAE, we aim to replicate our India playbook in KSA.

In the UAE and KSA, we offer products in various categories, including apparel, footwear, baby gear, nursery, diapers, toys and personal care, amongst others with more than 2,73,000 SKUs from over 3,600 brands, including global brands, our home brands and third-party Indian brands. As at March 31, 2024, the FirstCry Arabia (UAE and KSA) mobile application had been downloaded 4.00 million times. We also operate our warehousing facilities and logistics operations in the UAE and KSA. For details on our key operating metrics for our international operations for the period from Financial Year ended March 31, 2022 to Financial Year ended March 31, 2024, please see "**Our Business – Our International Segment represented 11.63% of our Revenue from Operations in the Financial Year 2024 (before inter-segment elimination)**" on page 268.

We have gained experience in nurturing and growing the Mothers', Babies' and Kids' products based businesses in India. As we grow our customer base in India, we will also aim to selectively explore international expansion. The key criteria for our expansion into international markets include favourable demographics, market size and growth potential, benign competition in relevant product categories, and scope of scaling up the business to provide a multi-channel experience to our customers in these countries. For further details, see "**Our Business – Our Growth Strategies – Selective expansion in international markets**" on page 276. As set out under "**- Details of Objects – Expenditure by our Company for: (i)**

setting up new modern stores under the ‘BabyHug’ brand; and (ii) setting up a warehouse, in India” on page 187. Our modern stores are an important aspect of our multi-channel strategy. Some of the products that we sell often require a ‘touch and feel’ experience, physical interaction and in-person consultations to arrive at a purchase decision, especially certain higher value and/or complex categories. The purchase of these items can include multiple customization options and configurations, making an in-person purchase more convenient. Similarly, choosing kids’ fashion products can also be easier in modern stores, where our customer relationship officers can recommend products and answer questions. Further, the offline stores provide branding opportunities and higher brand recall where customers are funneled from offline to the online retail channel. The integration of multiple sales channels increases footfall, web traffic and allows customers to explore products online, and then buy at the offline stores or vice versa, leading to an overall reduction in customer acquisition costs. Using the multi-channel strategy, retailers have the data for customer purchase behavior across online and offline and using this data, they provide a differentiated experience to the customer (*Source: RedSeer Report*). Accordingly, as part of our strategies to expand our operations, we propose to set up modern stores in KSA.

As on the date of this Red Herring Prospectus, our wholly owned Subsidiary, FirstCry Management holds 100% of the share capital of FirstCry Trading, which is primarily engaged in the business of dealing with, amongst others, kids furniture, clothing and maternity accessories. Firstcry Management through its Subsidiaries, including, Firstcry Trading, engages with contract manufacturers for procurement of goods. Firstcry Management and Firstcry Trading do not have their own manufacturing facilities. For further details, see “*History and Certain Corporate Matters – Our Subsidiaries, associates and Joint Venture*” on page 324.

Set out below are details of revenue from operations, contribution margin, capital expenditure, profit/ (loss) of FirstCry Management for the Fiscals 2024, 2023 and 2022:

S. No.	Particulars	Unit	As at and for the Fiscal ended March 31, 2024	As at and for the Fiscal ended March 31, 2023	As at and for the Fiscal ended March 31, 2022
1.	Revenue from operations	₹ million	7,267.88	4,694.27	3,379.79
2.	Contribution Margin	%	10.92	8.22	9.78
3.	Capital Expenditure	₹ million	23.15	50.04	13.59
4.	Profit/ (Loss)	₹ million	(1,631.09)	(1,442.13)	(787.17)

Set out below are details of revenue from operations, contribution margin, capital expenditure, profit/ (loss) of FirstCry Trading for the Fiscals 2024, 2023 and 2022:

S. No.	Particulars	Unit	As at and for the Fiscal ended March 31, 2024	As at and for the Fiscal ended March 31, 2023	As at and for the Fiscal ended March 31, 2022
1.	Revenue from operations	₹ million	1,969.41	381.04	-
2.	Contribution Margin	%	8.67	(4.91)	NA
3.	Capital Expenditure	₹ million	15.21	40.84	2.22
4.	Profit/ (Loss)	₹ million	(1,285.27)	(814.37)	(36.56)

We aim to strengthen our leadership in the parenting ecosystem in our core market of India and key international markets such as the Middle East. From the Net Proceeds, we propose to utilize an aggregate of ₹ 1,556.00 million towards our expansion plans overseas out of which, ₹ 726.00 million is proposed to be utilized towards setting up new modern stores in KSA and ₹ 830.00 million is proposed to be utilized towards setting up new warehouses in KSA.

A. *Setting up new modern stores in KSA*

From the Net Proceeds, we propose to utilize ₹ 726.00 million towards setting up approximately 12 new modern stores admeasuring an aggregate of approximately 0.14 million square feet in KSA (“**KSA New Stores**”). The estimated cost of ₹ 726.00 million consists of capital expenditure towards fit-outs costs for KSA New Stores and other expenses for commencing operations in KSA through our step-down Subsidiary, FirstCry Trading. As on the date of this Red Herring Prospectus, we do not have any modern store in KSA.

The capital expenditure at the time of establishing KSA New Stores will comprise the following:

- (a) Modular fixtures, fittings and signage (including furniture, gypsum ceiling, painting, fittings, interiors and civil finishing);

- (b) Electrical fit outs (including (i) air conditioning and ventilation (equipment, fitting, piping and ducting, as applicable), (ii) electrical cabling, wiring and light fittings and (iii) generators and other items);
- (c) Offer equipment (including computer systems, close circuit cameras, etc.); and
- (d) Other miscellaneous costs, which includes design fees and transportation.

The format, size and the number of KSA New Stores to be set up, may vary across regions and is dependent on various factors such as availability of suitable locations, addressable market, lease rentals and competition within a given region or across regions.

Our Company proposes to utilize ₹ 726.00 million from the Net Proceeds for investment into FirstCry Management which will further invest this amount in FirstCry Trading (as approved by the board of directors of FirstCry Management and FirstCry Trading pursuant to their resolutions each dated July 13, 2024), for financing expenditure requirements towards setting up New Stores in KSA. The investment by our Company is proposed to be undertaken through either equity or debt or a combination of both. FirstCry Trading proposes to utilize this investment (as and when received) towards funding the proposed expenditure of setting up the KSA New Stores, as approved by its board of directors on July 13, 2024.

Details of expenditure for setting up KSA New Stores

(b) Capital expenditure for setting up KSA New Stores

The details of the proposed utilization from the Net Proceeds towards capital expenditure while setting up KSA New Stores are as follows:

Particulars	Cost towards KSA New Stores
Capital expenditure for fit-outs	726.00

(in ₹ million)

A detailed break-up of the average and total estimated capital expenditure has been set out below.

Particulars	Fiscal 2025	Fiscal 2026	From April 1, 2026 till September 30, 2026
Average built up area per store (in square feet) ^{^^}	12,048.00	12,048.00	12,048.00
Aggregate area per Fiscal (approximate) (in square feet)	48,192.00	48,192.00	48,192.00
Average capital expenditure for fit-outs per square feet (in ₹)	4,779.00	5,018.00	5,269.00
Aggregate capital expenditure for fit-outs (in ₹ million)	230.00	242.00	254.00

[#]The abovementioned estimates have been computed pursuant to certification by Architects IN, independent architect by way of certificate dated July 25, 2024.

^{^^}The "built up area" is the total constructed area including basement, parking and machine rooms which is identified as built-up area under the relevant sale or lease arrangements or under the relevant approvals issued by the statutory authorities in relation to relevant property.

Note:

For the above estimated capital expenditure cost, we have assumed a 5% year-on-year increase in the average cost of capital expenditure. Our assumptions are solely based on the typical rate of year-on-year increase. However, these estimated costs may increase or decrease depending on the revised commercial terms, rate of inflation or other macro-economic factors, amongst others.

In the event of any increased estimated cost, such additional cost shall be funded through alternate funding options such as internal accruals and/ or availing future debt from lenders.

Methodology for computation for estimated cost at our KSA New Stores

Our estimated costs for capital expenditure for fit-outs towards the KSA New Stores are based on: (i) valid and existing quotations received by FirstCry Trading from a contractor/vendor; (ii) certificate dated July 25, 2024 from Architects IN, independent architect. Such estimated cost is based on fit-outs requirements of large format stores in Indore and Bhopal in Madhya Pradesh, India, which have been identified by the Company, and relevant designs and other store related documents and records have been reviewed to verify the store lay-out, designing and fit-out requirements, by Architect IN. The estimates have been computed assuming that one KSA New Store shall approximately measure 12,048 square feet.

A detailed breakdown of the estimated capital expenditure for fit-outs is set out below. This is based on valid and existing quotations dated April 18, 2024 valid for six months from the date of the quotation, received from a contractor/vendor, River Island Interior Decoration LLC and a certificate dated July 25, 2024 issued by Architects

IN, independent architect, is as follows:

Sr. No.	Particulars	Average estimated per square feet fit-outs (in ₹ per square feet) [#]
1.	Modular fixtures, fittings and signage (including furniture, gypsum ceiling, painting, fittings, interiors and civil finishing)	2,170.00
2.	Electrical fit-outs (including (i) air conditioning and ventilation (equipment, fitting, piping and ducting, as applicable), (ii) electrical cabling, wiring and light fittings and (iii) generators and other items)	1,929.00
3.	Office equipment (including computer systems, close circuit cameras, etc.)	561.00
4.	Other miscellaneous costs, which include design fees and transportation	119.00

[#]Excludes taxes

^{*}The quotations for the equipment's are in foreign currency such as SAR. The conversion rates as of July 10, 2024 is SAR 1.00 = ₹ 22.24 (Source: www.xe.com).

Notes:

Depending on changes in store size and actual store specific requirements, the estimated costs may vary and accordingly the quotations may change.

All quotations received from the contractor/ vendor mentioned above are valid as on the date of this Red Herring Prospectus. However, we have not entered into any definitive agreements with the contractor/ vendor and there can be no assurance that the same contractor/ vendor would be engaged eventually to supply the requisite equipment/ fit-outs or supply at the same costs. If there is any increase in the costs of equipment/ fit-outs, the additional costs shall be paid by our FirstCry Trading from its internal accruals or through debts to be availed from lenders. The quantity of equipment/ fit-outs to be purchased is based on the present estimates of the management. We shall have the flexibility to deploy such equipment/ fit-outs according to the business requirements.

Our Directors, Key Managerial Personnel and Senior Management Personnel do not have any interest in the proposed expenditure towards the aforesaid Objects or in the entities from whom we have obtained quotations in relation to such proposed expenses.

Government Approvals

Our KSA New Stores will have to obtain civil and defense license. FirstCry Trading will apply for such approvals in the due course and in accordance with applicable laws.

B. Setting up new warehouse(s) in KSA

As highlighted under “– **Setting up new modern stores in KSA**” above, in order to efficiently execute our deliveries and ensure a smooth delivery of our products to these modern stores and to our customers, we propose to set up new warehouse(s) in KSA admeasuring an aggregate of approximately 0.25 million square feet. We are the largest online-first Mothers’ Babies’ and Kids’ product-focused retail platform, according to the RedSeer Report, in KSA. As on the date of this Red Herring Prospectus, we have two warehouses in KSA. We propose to utilize ₹ 830.00 million from the Net Proceeds towards setting up new warehouse(s) in KSA (“**KSA Warehouse(s)**”), to meet the requirements for our expansion in the international markets. For further details, see “**Our Business – Our Growth Strategies**” on page 275. All our KSA Warehouse(s) will be on leasehold basis and they are proposed to be set up in Riyadh, Jeddah and Dammam. However, the locations for these KSA Warehouse(s) may change depending on the demand for our products, lease rentals and other business and market conditions. As on the date of this Red Herring Prospectus, no definitive lease agreements in this regard have been executed.

We propose to set up our KSA Warehouse(s) through our step-down Subsidiary, FirstCry Trading. For further details on FirstCry Trading, see “- **Setting up new modern stores in KSA**” above.

Our Company proposes to utilize ₹ 830.00 million from the Net Proceeds for investment into FirstCry Management which will further invest this amount in FirstCry Trading (as approved by the board of directors of FirstCry Management pursuant to its resolution dated July 13, 2024), for financing expenditure requirements towards setting up KSA Warehouse(s). The investment by our Company in FirstCry Management and further from FirstCry Management to FirstCry Trading, is proposed to be undertaken either through equity or debt. FirstCry Trading proposes to utilize this entire investment (as and when received) towards funding the proposed expenditure towards setting up KSA Warehouse(s), as approved by its board of directors on April 28, 2024.

The aggregate size of the KSA Warehouse(s) is proposed to be approximately 0.25 million square feet depending on the demand of our products and the typical costs for setting-up a warehouse comprises, but are not limited to, racking systems, process furniture, pallet and hand pallet trucks, PPE storage bins, electrical works and IT assets and IT networks. We have two warehouses in KSA which are not in the build-to-suit model given the operations in KSA commenced in the recent past. In order to facilitate our business in KSA, the Company intends to shift to shift to a build-to-suit model of warehouses.

Based on a certificate dated July 25, 2024 received from Architect IN, independent architect, the estimated cost per square feet for setting up a KSA Warehouse is set out below.

Sr. No.	Particulars	Estimated cost per square feet (in ₹)	Name of the vendor	Date of quotation	Validity of quotation
1.	Racking system (including racking MTSS, racking system pallet racks)	2,298.00	Storage Technologies and Automation Pvt. Ltd.	April 8, 2024	180 days from the date of the quotation
2.	Material handling equipment (including crates, pallet, hand pallet truck, reach truck)	399.00	Abdullah Hashim Co. Ltd.	March 31, 2024	Six months from the date of the quotation
3.	Furniture and fixture including storage	18.00	Taj Saba for Trading Est.	March 31, 2024	180 days from the date of the quotation
4.	Electrical equipment (including electrical works, UPS)	322.00	National Engineering Services Company	April 1, 2024	Six months from the date of the quotation
5.	IT assets (including computers, PDAs, IT network and CCTV)	284.00	Light NET Est. For Information Technology Golden Paths Est. Third Step Trading Est.	March 31, 2024 April 1, 2024	180 days from the date of the quotation

*Exclusive of taxes

Notes:

The quotations for the equipment's are in foreign currency such as SAR. The conversion rates as of July 10, 2024 is SAR 1.00 = ₹ 22.24 (Source: www.xe.com).

Notes:

Please note that depending on changes in store size and actual store specific requirements, the estimated costs may vary and accordingly the quotations may change.

In respect of the above-stated estimated costs, we have not assumed increase in the average cost of capital expenditure for fit-outs. These estimated costs may increase or decrease depending on the revised commercial terms, rate of inflation or other macro-economic factors, amongst others. In the event of any increased estimated cost, such additional cost shall be funded through alternate funding options such as internal accruals and/ or availing future debt from lenders.

Methodology for computing estimated cost

A model warehouse in Ahmedabad, Gujarat, India has been identified and the lease deed, layout, warehouse size and floor plan have been considered to determine the warehouse designing, equipment, fittings, fixtures and fit-out requirements. Our estimated costs for KSA Warehouse is based on: (i) valid and existing quotations received by our Company from vendors and a certificate dated July 25, 2024 from Architects IN, independent architect, having its registered office at 294 FH, Scheme 54 Vijaynagar, Indore 452 010, Madhya Pradesh, India, for the purposes of certifying the capital expenditure requirements for fit-outs considering the aforesaid model warehouse. The above-mentioned estimated cost is also based on the internal estimates for specifications and item requirements based on our prior experience in setting up warehouses in India.

Based on the above estimates and certification, FirstCry Trading proposes to utilize ₹ 830.00 million of the Net Proceeds towards setting up the KSA Warehouse(s) admeasuring approximately 0.25 million squarefeet. The actual size of the KSA Warehouses that we propose to set up will depend on the demand of our products.

FirstCry Trading has not entered into any definitive agreements with any lessors/ contractors/ vendors and there can be no assurance that the actual total cost of setting up the KSA Warehouses will be the same as the estimated cost of setting them up. If there is any increase in the costs of equipment/ fit-outs, the additional costs shall be paid by our FirstCry Trading from its internal accruals or through debts to be availed from lenders. The quantity of equipment/ fit-outs to be purchased is based on the present estimates of the management. We shall have the flexibility to deploy such equipment/ fit-outs according to the business requirements.

Our Directors, Key Managerial and Senior Management Personnel do not have any interest in the aforesaid Object or in the entities from which we have obtained quotations in relation to such proposed expenses.

Government Approvals

Our KSA Warehouses will have to obtain the commercial license number in Saudi Arabia, MODON license, civil and defense license and SFDA license for registration of warehouses. Firstcry Trading will apply for such approvals in the due course and in accordance with applicable laws.

V. Investment in our Subsidiary, Globalbees Brands towards acquisition of additional stake in our step-down Subsidiaries

As on the date of this Red Herring Prospectus, we hold 50.23% interest in Globalbees Brands, on a fully diluted basis. The Globalbees house of brands cover four key categories: Home Utilities; Fashion/Lifestyle; Appliances; and Beauty and Personal Care/Home and Personal Care. For further details, see “**History and Certain Corporate Matters – Details regarding material acquisitions or divestments of business/undertakings, mergers, amalgamation, any revaluation of assets, etc. in the last 10 years – Acquisition of Globalbees Brands Private Limited**” on page 319. Certain Subsidiaries of Globalbees Brands have their own manufacturing facilities. Further, Globalbees Brands, through its Subsidiaries, engages with contract manufacturers for procurement of goods. Through Globalbees Brands, we make strategic investments in and acquire D2C brands. Globalbees Brands products are sold on 16 online horizontal and vertical marketplaces. As of March 31, 2024, we offer over 218,000 SKUs across 74 brands. We believe that our expanded capabilities will provide us greater control over our product quality and assortment. For further details on our strategy, see “**Our Business – Our Growth Strategies**” on page 275.

Set out below are details of revenue from operations, contribution margin, capital expenditure, profit/ (loss) of Globalbees Brands for the Fiscals 2024, 2023 and 2022:

S. No.	Particulars	Unit	As at and for the Fiscal ended March 31, 2024	As at and for the Fiscal ended March 31, 2023	As at and for the Fiscal ended March 31, 2022
1.	Revenue from Operations	₹ million	12,093.46	8,971.79	1,039.84
2.	Contribution Margin	%	35.49	28.16	43.14
3.	Capital Expenditure	₹ million	55.97	85.59	29.64
4.	Profit/ (Loss)	₹ million	(1,365.90)	(1,287.68)	(409.38)

Our Company proposes to utilize ₹ 1,690.00 million from the Net Proceeds for investment into Globalbees Brands towards acquisition of additional stake in our step-down Subsidiaries i.e., Frootle India, Plantex and Encasa Homes, in Fiscals 2025, 2026 and 2027. The actual amount of investment by our Company in Globalbees Brands will be at the time when the exact amount to be paid by Globalbees Brands, in accordance with the agreements set out below, is determined. For details in relation to our non-current financial liabilities including consideration payable to selling shareholders due to business combinations, see “**Restated Consolidated Financial Statements – Note 13(b) – Other non-current financial liabilities**” on page 440. Our investment in our step-down Subsidiaries is expected to provide us with benefits of higher shareholding. It will also enable us to have further control on our products and provide us with opportunities to expand further in products related to home appliances, furnishing and accessories. The investment into our step-down Subsidiaries is also expected to provide Globalbees Brands the benefit of shareholding, right to receive dividend in the event they purchase additional equity shares of these step-down Subsidiaries and the benefit of interest in the event Globalbees Brands invests in debt instruments or advance the amount as a loan. The investment by our Company in Globalbees Brands is proposed to be undertaken in the form of unsecured debt instruments optionally convertible into equity, as has been approved by our Board of Directors by way of its resolution dated July 13, 2024. Such debt instruments will be issued for a term not exceeding three years and will be repayable on demand at an interest of not exceeding 13.50% per annum and such rate of interest will be at arms length pricing in compliance with applicable provisions of the Companies Act, 2013, SEBI Listing Regulations and other applicable statutory compliances. The board of

directors of Globalbees Brands on July 13, 2024 has undertaken to utilize this investment received from the Company (as and when received) towards acquisition of additional stake in our step-down Subsidiaries, details of which, are set out below.

Investment by Globalbees Brands in Frootle India

As of the date of this Red Herring Prospectus, Globalbees Brands holds 5,495 equity shares of face value of ₹ 10 each aggregating to 51.00% of the shareholding in Frootle India (on a fully diluted basis). Frootle India is authorized under its memorandum of association and is engaged in the business of, amongst others, to deal in electronic equipment in the category of home and kitchen appliances. Frootle India does not have its own manufacturing facilities and it does not engage with contract manufacturers for procurement of goods. For further details, “*History and Certain Corporate Matters – Our Subsidiaries, associates and joint venture*” on page 324.

Set out below are details of revenue from operations, contribution margin, capital expenditure, and profit/ (loss) of Frootle India for the Fiscals 2024, 2023 and 2022:

S. No.	Particulars	Unit	As at and for the Fiscal ended March 31, 2024	As at and for the Fiscal ended March 31, 2023	As at and for the Fiscal ended March 31, 2022
1.	Revenue from Operations	₹ million	3,061.68	1,588.68	NA
2.	Contribution Margin	%	40.01	30.46	NA
3.	Capital Expenditure	₹ million	0.92	10.57	NA
4.	Profit/ (Loss)	₹ million	504.59	168.97	NA

Globalbees Brands has entered into a shareholders’ agreement dated April 23, 2022, with Frootle India, Rahul Popat, Arpit Ashok Patwa and Saurabh Vohra (such shareholders collectively, “**Frootle Shareholders**” and such agreement, the “**Frootle SHA**”). In accordance with the Frootle SHA, the Frootle Shareholders have the right to require Globalbees Brands to purchase 2,478 equity shares of face value of ₹ 10 each, constituting 23% of the shareholding in Frootle India, after the board approval of the audited financial statements of Frootle India as of and for the Financial Year ended March 31, 2024 or June 30, 2024, whichever is earlier and Globalbees Brands will be under an obligation to purchase such equity shares at such time. Upon the expiration of such right, Globalbees Brands will have the right to require the Frootle Shareholders to sell an additional 2,478 equity shares of face value of ₹ 10 each, constituting 23% of the shareholding in Frootle India and the Frootle Shareholders will be under an obligation to sell all equity shares. The price at which such equity shares of Frootle India will be purchased is linked to the valuation of Frootle India determined on the basis of Frootle India’s profit before tax in Fiscal 2024.

Pursuant to Frootle SHA, in the event that:

- (a) Frootle India’s target profit before tax for Fiscal 2024 is less than ₹ 300.00 million or (ii) cumulative target profit before tax for Fiscal 2023 and Fiscal 2024 is less than ₹ 600.00 million, Frootle India’s valuation will be calculated as two times the value of its profit before tax for Fiscal 2024; and
- (b) Frootle India’s target profit before tax for Fiscal 2024 is equal to or higher than ₹ 300.00 million or (ii) cumulative target profit before tax for Fiscal 2023 and Fiscal 2024 is equal to or higher than ₹ 600.00 million, Frootle India’s valuation will be calculated seven times the value of its profit before tax for Fiscal 2024.

The methodology for calculation of the target profit before tax will be in accordance with the Frootle SHA. If Frootle India’s audited financial statements as of and for the Financial Year ended March 31, 2024 are not finalized by June 30, 2024, Rahul Popat and Globalbees Brands will arrive at the profit before tax for Frootle India for Fiscal 2024, in accordance with the Frootle SHA. In case they are unable to mutually arrive at such profit before tax, the lower of the values calculated by the parties will be considered for the purposes of calculating the valuation. Simultaneously with the exercise of such rights, a firm as prescribed under the Frootle SHA, shall be appointed by the parties to verify the actual profit before tax and such profit before tax shall be binding on the parties to the Frootle SHA.

On acquisition of these shares, Globalbees Brands will hold 74% of the shareholding in Frootle India. The deployment of funds by the Company into Globalbees for further investment in Frootle India, will depend on a number of factors, including the timing, nature, size and number of strategic initiatives undertaken, as well as general factors affecting our cash flows, results of operation, financial condition. In the event that the actual consideration paid for such acquisition is higher than the amount proposed to be funded from Net Proceeds,

Globalbees Brand will pay the additional amount from its internal accruals. In the event that there is a surplus, such amounts shall be utilized towards other objects or general corporate purposes in accordance with applicable law.

Investment by Globalbees Brands in Plantex

As of the date of this Red Herring Prospectus, Globalbees Brands holds 15,000 preference shares of face value of ₹ 10 each, aggregating to 60%, on a fully diluted basis in Plantex. Plantex is authorized under its memorandum of association and is engaged in the business of, amongst others, as manufacturers, producers, growers, makers, buyers, sellers, importers, exporters, distributors, agents, brokers, consultants, factors, stockists, commission agents, dealers, market makers of all the kinds of the products, household products, bathroom accessories, kitchen accessories, hardware products, house storage and organization products made of steels and stainless steel and iron products and other metals and non-metal items and appliances. Plantex engages with contract manufacturers for procurement of goods, however, Plantex does not have its own manufacturing facilities. For further details, “**History and Certain Corporate Matters – Our Subsidiaries, associates and Joint Venture**” on page 324.

Set out below are details of revenue from operations, contribution margin, capital expenditure, and profit/ (loss) of Plantex for the Fiscals 2024, 2023 and 2022:

S. No.	Particulars	Unit	As at and for the Fiscal ended March 31, 2024	As at and for the Fiscal ended March 31, 2023	As at and for the Fiscal ended March 31, 2022
1.	Revenue from Operations	₹ million	1,291.85	528.50	NA
2.	Contribution Margin	%	29.78	13.64	NA
3.	Capital Expenditure	₹ million	4.25	4.43	NA
4.	Profit/ (Loss)	₹ million	38.31	(27.41)	NA

Globalbees Brands has entered into a share purchase agreement dated September 2, 2022, with Plantex, Abhishek Shaileshkumar Chauhan, Jigneshkumar Chimanlal Chauhan, Parth Narendrabhai Chauhan, Nilesh Kanubhai Valand, Harendrakumar Shakrabhai Chauhan, Shefali Abhishek Chauhan, Sashikant Punamchand Parmar, Bhavesh Mahendrabhai Jogi, Jai Parkash Ahuja (such individual shareholders, the “**Plantex Individual Shareholders**”) and M/S Accurate Products & Services (“**Plantex SPA**”). In accordance with the Plantex SPA, Globalbees has agreed to purchase 100% of the shareholding in Plantex in four tranches. Pursuant to tranche I, Globalbees Brands has purchased 15,000 preference shares of face value of ₹ 10 each from M/S Accurate Products & Services, aggregating to 60% of the shareholding in Plantex, on a fully diluted basis.

Further, pursuant to the Plantex SHA, Globalbees Brands has agreed to the following:

- (a) to purchase, in Fiscal 2026, an aggregate of 2,500 equity shares of face value of ₹ 10 each in Plantex from the Plantex Individual Shareholders, which will result in Globalbees Brands holding 70.00% of the shareholding in Plantex, on a fully diluted basis (“**Second Tranche**”);
- (b) To purchase, in Fiscal 2027, an aggregate of 3,750 equity shares of face value of ₹ 10 each in Plantex from the Plantex Individual Shareholders, which will result in Globalbees Brands holding 85.00% of the shareholding in Plantex, on a fully diluted basis (“**Third Tranche**”); and
- (c) To purchase, in Fiscal 2028, an aggregate of 3,750 equity shares of face value of ₹ 10 each in Plantex from the Plantex Individual Shareholders, which will result in Globalbees Brands holding 100% of the shareholding in Plantex, on a fully diluted basis (“**Fourth Tranche**”).

Pursuant to Plantex SPA, the consideration payable by Globalbees Brands for the Second Tranche, Third Tranche and Fourth Tranche will be linked to the valuation of Plantex in the immediately preceding financial year and this valuation will be the sum of 1.47 times the revenue of Plantex for the immediately preceding Fiscal and eight times the EBITDA of Plantex for the immediately preceding Fiscal, divided by two.

The deployment of funds and the tranche for which the Net Proceeds will be utilized will depend on a number of factors, including the timing, nature, size and number of strategic initiatives undertaken, as well as general factors affecting our cash flows, results of operation, financial condition. In the event that the actual consideration paid for such acquisition is higher than the amount proposed to be funded from Net Proceeds, Globalbees Brand will pay the additional amount from its internal accruals. In the event that there is a surplus, such amounts shall be utilized towards other Objects or general corporate purposes in accordance with applicable law.

Investment by Globalbees Brands in Encasa Homes

As of the date of this Red Herring Prospectus, Globalbees Brands holds 167,481 equity shares of face value of ₹ 10 each, aggregating to 51% of the aggregate shareholding on a fully diluted basis in Encasa Homes. Encasa Homes is authorized under its memorandum of association and is engaged in the business of, amongst others, to deal in cloth and textiles of all kinds in the category of home furnishing. Encasa Homes does not have its own manufacturing facilities and it does not engage with contract manufacturers for procurement of goods. For further details, “*History and Certain Corporate Matters – Our Subsidiaries, associates and Joint Venture*” on page 324.

Set out below are details of revenue from operations, contribution margin, capital expenditure, and profit/ (loss) of Encasa Homes for the Fiscals 2024, 2023 and 2022:

S. No.	Particulars	Unit	As at and for the Fiscal ended March 31, 2024	As at and for the Fiscal ended March 31, 2023	As at and for the Fiscal ended March 31, 2022
1.	Revenue from Operations	₹ million	355.24	184.17	NA
2.	Contribution Margin	%	47.79	40.76	NA
3.	Capital Expenditure	₹ million	0.41	2.30	NA
4.	Profit/ (Loss)	₹ million	52.70	9.13	NA

Globalbees Brands has entered into a shareholders’ agreement dated April 1, 2022, with Encasa Homes, Rajesh Jain, Varun Jain, Sushma Jain and Kunal Jain (such shareholders collectively, “**Encasa Shareholders**” and such agreement, the “**Encasa SHA**”). In accordance with the Encasa SHA, after approval of the financial statements for the relevant Financial Year by the shareholders of Encasa Homes and the accounting EBITDA by the parties to the Encasa SHA, the Encasa Shareholders jointly have a right to require Globalbees Brands to purchase, and Globalbees Brands has a right to require the Encasa Shareholders to sell an aggregate of: (a) 42,690 equity shares held by the Encasa Shareholders, in Fiscal 2024; (b) 52,543 equity shares held by the Encasa Shareholders, in Fiscal 2025; and (c) 65,680 equity shares held by the Encasa Shareholders, in Fiscal 2026, which will result in Globalbees Brands holding 64.00%, 80.00% and 100.00% of the shareholding in Encasa Homes, respectively. If the parties to the Encasa SHA are unable to reach a mutual agreement on the computation of the accounting EBITDA, they shall appoint a firm as prescribed under the Encasa SHA, to determine the accounting EBITDA. The price at which such equity shares will be purchased will be equal to the EBITDA weightage of the immediately preceding Fiscal divided by the total number of securities of Encasa Homes as of the date of the transfer. EBITDA weightage will be calculated as nine times the EBITDA of the immediately preceding Fiscal.

The deployment of funds by the Company into Globalbees for further investment in Encasa Homes, will depend on a number of factors, including the timing, nature, size and number of strategic initiatives undertaken, as well as general factors affecting our cash flows, results of operation, financial condition. In the event that the actual consideration paid for such acquisition is higher than the amount proposed to be funded from Net Proceeds, Globalbees Brand will pay the additional amount from its internal accruals. In the event that there is a surplus, such amounts shall be utilized towards other Objects or general corporate purposes in accordance with applicable law.

Our Directors, Key Managerial and Senior Management Personnel do not have any interest in the proposed investment to be made by our Company in Globalbees Brands, Frootle India, Plantex and Encasa Homes. However, Supam Maheshwari, Managing Director and Chief Executive Officer and Neeraj Sagar, our Independent Director are on the board of directors of Globalbees Brands and Nitin Agarwal, one of our Senior Management is also on the board of directors of Frootle India, Plantex and Encasa Homes.

VI. Sales and marketing initiatives

We are a direct-to-customer platform with specific focus on customer interface. Historically, we have deployed brand marketing, celebrity endorsements and advertising initiatives both online and offline to expand our brand reach over time. Digital marketing which includes digital performance advertising, social media and influencer program have focused on expansion and retention of our customer base. For instance, from the FirstCry platform, the GMV from Existing Customers has increased from ₹ 40,737.02 million in Fiscal 2022 to ₹ 52,963.20 million in Fiscal 2023 to ₹ 65,878.06 million in Fiscal 2024, at a CAGR of 27.17% from Fiscal 2022 to Fiscal 2024. Similarly, from the FirstCry platform, the GMV from New Customers has increased from ₹ 17,257.61 million in Fiscal 2022 to ₹ 19,613.14 million in Fiscal 2023 to ₹ 25,333.22 million in Fiscal 2024, at a CAGR of 21.16% from Fiscal 2022 to Fiscal 2024. We, therefore intend to utilize ₹ 2,000.00 million of the Net Proceeds towards

funding organic growth initiatives through sales and marketing.

We use a combination of digital and non-digital marketing to attract customers to our platform, from creating awareness, encouraging first-time usage and fostering repeat purchasing behavior in our customers. Our marketing campaigns are designed to position us as a destination for all parenting needs, building emotional connections with parents from the start of their parenting journeys. Our multi-channel approach and holistic platform provides wider brand reach and multiple avenues of customer acquisition, from our parenting community platform, multi-channel retail, to our preschools.

We believe our digital marketing strategy has been highly effective. For details of our advertising and sales promotion expenses per Annual Unique Transacting Customers (India business), please see the table below. We have a specialized addressable market of parents, especially mothers, and have been able to specifically target our marketing to this segment through our digital marketing efforts. Our marketing campaigns focus on celebrating motherhood, which helps us build an emotional connection with our customer base. For example, our “Fussy is Fantastic” campaign celebrates mothers’ fussiness, attention to detail and care for their children, which is what makes them such great mothers.

We formulate automated campaigns, based on data collected from the hospital gift hamper program, our parenting community, search engine optimization. Personalized user engagement takes place on our platform through targeted advertisements, promotions, messages, banners, pop-ups, product suggestions and notifications.

With respect to non-digital marketing, we engage advertising agencies to place advertisements on TV which increase our brand’s reach and awareness across India. These TV advertisements also help to build an emotional connect with young parents and reinforce our brand in the Mothers’, Babies’ and Kids’ products space. We also hold events at FirstCry Stores such as new store launches and other local activations. For further details, see “**Our Business – Marketing**” on page 290.

Advertising and sales promotion expenses incurred by our Company, Annual Unique Transacting Customers (India business) and Advertising and sales promotion expenses per Annual Unique Transacting Customers (India business) for the Fiscals 2024, 2023 and 2022 were as follows:

Particulars	For the year ended March 31, 2024	For the year ended March 31, 2023	For the year ended March 31, 2022
Advertising and sales promotion expenses	1,837.66	2,030.51	1,867.89
Annual Unique Transacting Customers (India business) ⁽¹⁾	8.68	7.72	6.68
Advertising and sales promotion expenses per Annual Unique Transacting Customers (India business)	211.71	263.02	279.62

(1) **India business:** India business represents FirstCry platform operated by our Company along with across the FirstCry website (www.firstcry.com), mobile application, FirstCry modern stores and BabyHug modern stores, including those operated by Digital Age and franchisees. Prior to the acquisition of Digital Age, our Company’s physical stores were operated through Digital Age as franchisee.

Annual Unique Transacting Customers: Annual Unique Transacting Customers are defined as unique users that made at least one purchase on the FirstCry platform during the preceding 12 months period on the reporting date. Unique customers/visitors are identified as unique by their mobile number basis which duplication across website, mobile application and stores is removed.

We have signed up to the terms and conditions of certain global internet platforms. We provide minimum annual financial commitments to such entities for the purpose of advertising on their platforms. Basis the historical spends made by our Company on sales and promotional expenses, for Fiscal 2025, our Company has made a proposal for minimum financial commitment of an approximate amount of ₹ 1,333.83 million (such commitment is in USD. The conversion rate as of July 10, 2024 is USD 1.00 = ₹ 83.49) with Facebook India Online Services Private Limited, towards spends on the marketing in order to scale up our business in terms of improvement of our customer acquisition cost. Pursuant to the financial proposal, our Company proposes to focus on deploying a holistic marketing strategy across digital platforms and actively improving our reach and driving effective engagement to acquire new consumers. While the commitment pursuant to the abovementioned agreement is for ₹ 1,333.83 million, increased fund requirements may be financed by our internal accruals and/or availing future debt from lenders.

Going forward, our focus will remain on our customer base expansion through branding, acquisition and retention based marketing campaigns. As we continue in our journey we will continue to invest in marketing and promotion activities to build increase customer awareness and affinity towards FirstCry brand. We would want to continue

to invest behind marketing mediums (digital and brand marketing) while we will also work on new media opportunities which evolve based on changing consumer media consumption habits.

Our Directors, Key Managerial Personnel and Senior Management Personnel do not have any interest in the proposed investment to be made by our Company towards the abovementioned Object.

VII. Technology and data science cost including cloud and server hosting related costs

We intend to utilize ₹ 576.00 million of the Net Proceeds towards investment in enhancement of our technology and data science capabilities. Expenses on technology and expenses on cloud infrastructure, software development and other information technology related expenses incurred by our Company, for the Fiscals 2024, 2023 and 2022 were as follows:

Particulars	<i>(in ₹ million)</i>		
	For the year ended March 31, 2024	For the year ended March 31, 2023	For the year ended March 31, 2022
Expenses on technology*	235.94	238.07	199.76
- Expenses on cloud infrastructure	228.05	229.53	192.99

* Includes expenses on software development and other information technology related expenses.

The key factors which contribute to such technology cost, and towards which the Net Proceeds may be utilized, include:

(i) Investment in cloud infrastructure

We design each modern store in-house, with the objective of ensuring optimal space utilization at low cost. Each modern store uses cloud point-of-sale software which is built in-house, is continuously upgraded and updated, and is customized to suit our business needs. We have also developed tools such as an automatic replenishment system, which helps replenish products at all our modern stores. This automates the supply chain and ensures the availability of our products for our customers while reducing errors and overheads that arise from manual processing. Our enterprise systems include B2B internet portals for orders, inventory gap assessments, secured portal for third party brands, a cloud-based integrated POS, and automated payment collection.

(ii) Investment in software development

Our technology platform is integrated across our operations through, among others, mobile interface and app which fully integrate product discovery and purchases that includes a chat-bot shopping assistant, and provides automated combinations driven by machine learning aimed at cross selling personalized products. Our platform supports multiple applications that we broadly split into two categories – customer facing applications and internal applications. Customer facing applications are our mobile application and website through which our customers engage with us. Our FirstCry app supports both shopping and content within one app, making the customer experience seamless.

(iii) Other IT related expenses

We consider our technology platform to be a key enabler and a pillar of our business strategy. Our retail business is a technology-intensive business. For our online platforms, we require real-time technology integration and precision for efficient operations. This requires our front-end infrastructure to be up and running continuously without any technical issues causing an unsatisfactory experience to users. Along with front end infrastructure our back-end systems need to be in sync across all systems to provide seamless experience to all users as well as ensure all internal processes and various stages of fulfilment, logistics, online user experience and delivery operate smoothly. We also invest significantly in data analytics and intelligence to ensure we can drive efficiency in our operations through predictive analytics as well as building deep understanding of customer demand to ensure we have adequate inventory to maintain growth, build effective recommendation systems and ensure fast deliveries. We also intend to continue to maintain and upgrade our technology infrastructure to meet our customers' needs and expectations, adapt to new technology developments, as well as to expand our offerings to customers.

We have in the past invested significantly in order to expand our technology capabilities, strengthen our platform to build and host more services and products and to improve user experience of consumers and our internal operation teams. We will continue to invest in developing, expanding and enhancing our technology capabilities and accordingly intend to use a portion of the Net Proceeds towards this object.

Our Company has entered into an agreement dated February 24, 2023 with a technology solution reseller of by way of which, our Company has made an annual financial commitment to make fixed payments of ₹ 172.70 million each for five consecutive years starting from March 1, 2023 (such commitment is in USD. The conversion rate as of July 10, 2024 is USD 1.00 = ₹ 83.49). Pursuant to this commitment, our Company proposes to engage with their consumers and develop an infrastructure to identify and understand consumer’s demands across channels by the use of data science and artificial intelligence in order to diversify our product suite thereby helping businesses in driving consumer loyalty and engagement. We propose to integrate with the technology solution reseller’s existing technology stack and resource planning to unlock growth potential and constantly endeavor to innovate in the industry by developing the existing technology in-house and invest in revenue maximization technologies. While the commitment pursuant to the abovementioned agreement is for ₹ 172.70 million, increased fund requirements may be financed by our internal accruals and/or availing future debt from lenders.

Our Directors, Key Managerial Personnel and Senior Management Personnel do not have any interest in the proposed investment to be made by our Company towards enhancement of technological and data science capabilities.

VIII. Funding inorganic growth through acquisition and other strategic initiatives and general corporate purposes

A. Funding inorganic growth through acquisition and other strategic initiatives

We expect to utilize ₹ [●] million of the Net Proceeds towards funding inorganic growth through acquisitions and other strategic initiatives, subject to (a) the cumulative amount to be utilized for general corporate purposes and our object of ‘Funding inorganic growth through acquisitions and other strategic initiatives’ shall not exceed 35% of the amount raised by our Company, and (b) the amount to be utilized for our object of ‘Funding inorganic growth through acquisitions and other strategic initiatives’ shall not exceed 25% of the amount raised by our Company.

In light of the above and in pursuit of our overall strategy of expanding into other geographies including the international markets, expanding our network of pre-schools, nurturing and acquiring brands that will complement our existing bouquet of brands, further investing in manufacturing, distribution and logistics capabilities in the mother, baby and children’s product category, we continue to selectively pursue opportunities for evaluating potential targets for strategic investments, acquisitions, and partnerships, that complement our product offerings, strengthen or establish our presence in our targeted domestic and overseas markets. We intend to expand into these business verticals and also strengthen existing verticals through acquisitions and strategic partnerships. See “**Our Business – Our Growth Strategies**” on page 275.

We have benefited significantly from the acquisitions undertaken by us in the past. The table below summarizes the key acquisitions that we have undertaken in the past and our shareholding as on the date of this Red Herring Prospectus. For further details including the consideration paid by us for these acquisitions, see “**Our Business**” on page 262 and “**History and Certain Corporate Matters – Details regarding material acquisitions or divestments of business/undertakings, mergers, amalgamation, any revaluation of assets, etc., in the last 10 years**” on page 317.

Sr. No.	Name of Entity	Percentage of shareholding	Country of incorporation	Financial year of acquisition	Acquisition rationale and benefits accrued
1.	Swara Baby	86.01% stake on a fully diluted basis	India	2021	To manufacture and offer products across categories such as diapers and wipes
2.	Solis	79.34% equity stake			To manufacture adult diapers
3	Globalbees Brands	50.23% stake on a fully diluted basis		2022	To scale up D2C brands across multi-channels
4.	Digital Age	100% equity stake		2023	To consolidate our online platform and business through mobile application

The amount of Net Proceeds proposed to be deployed for funding inorganic growth through potential acquisitions and strategic initiatives includes utilization of up to ₹ [●] million. This amount is based on our management’s current estimates and budgets, and our Company’s historical acquisitions and strategic investments and partnerships, and other relevant considerations. The actual deployment of funds and the timing of deployment will

depend on a number of factors, including the timing, nature, size and number of acquisitions or strategic initiatives proposed, as well as general macro- or micro-economic factors affecting our results of operation, financial condition and access to capital.

As on the date of this Red Herring Prospectus, we have not identified any specific targets with whom we have entered into any definitive agreements. We may identify and evaluate potential targets for strategic investments, acquisitions and partnerships, based on a number of factors, including: (i) domain expertise and operating experience in markets that we operate in or wish to expand into; (ii) strategic compatibility or synergy with our existing businesses; (iii) additional or enhanced products and services in order to expand, diversify and/or improve our offerings; (iv) strengthening our market share in existing markets or establishing presence in new markets (including additional geographical regions); and (v) access to technology infrastructure and capabilities, including ones which supplement or complement our existing infrastructure. Our acquisition strategy is primarily driven by our Board, and typically involves detailed due diligence being undertaken by us on the potential target, and subsequently negotiating and finalizing definitive agreements towards such acquisition. We typically engage external advisors and consultants to assist us in the process of such acquisition, with whom (and with the potential target) we enter into customary non-disclosure agreements.

The above factors will also determine the form of investment for these potential acquisitions or strategic initiatives, i.e., whether they will involve equity, debt or any other instrument or combination thereof. At this stage, our Company cannot determine whether the form of investment will be equity, debt or any other instrument or combination thereof. The portion of the Net Proceeds allocated towards this object of the Offer may not be the total value or cost of any such strategic initiatives but is expected to provide us with sufficient financial leverage to enter into binding agreements. In the event that there is a shortfall of funds required for such strategic initiatives, such shortfall shall be met out of the portion of the Net Proceeds allocated for general corporate purposes and/or through our internal accruals or debt financing or any combination thereof. See “**Risk Factors – We may utilize a portion of the Net Proceeds to undertake inorganic growth for which the target may not be identified. In the event that our Net Proceeds to be utilized towards inorganic growth initiatives are insufficient for the cost of our proposed inorganic acquisition, we may have to seek alternative forms of funding.**” on page 85.

B. General Corporate Purposes

The Net Proceeds will first be utilized for the Objects as set out above. Subject to this, our Company intends to deploy any balance left out of the Net Proceeds towards general corporate purposes, as approved by our management, from time to time, subject to (i) such utilization for general corporate purposes not exceeding 25% of the amount raised by our Company, and (ii) the cumulative amount to be utilized for general corporate purposes and our object of ‘Funding inorganic growth through acquisitions and other strategic initiatives’ shall not exceed 35% of the amount raised by our Company, in compliance with SEBI ICDR Regulations.

The general corporate purposes for which our Company proposes to utilize Net Proceeds include strategic initiatives such as expansion of sales teams, working capital requirements, support functions, office expansion, repayment of future loans, meeting ongoing general corporate exigencies and any other purpose, as may be approved by our Board or a duly constituted committee thereof from time to time, subject to compliance with applicable law, including provisions of the Companies Act 2013.

The allocation or quantum of authorized of funds towards each of the above purposes will be determined by our Board, based on the business requirements of our Company and other relevant considerations, from time to time. Our Company’s management shall have flexibility in authorize surplus amounts, if any.

Our Directors, Key Managerial Personnel and Senior Management Personnel do not have any interest in the proposed investment to be made by our Company towards general corporate purposes.

Offer related expenses

The total expenses of the Offer are estimated to be approximately ₹ [●] million.

The Offer related expenses primarily include fees payable to the BRLMs and legal counsels, fees payable to the Auditors, brokerage and selling commission, underwriting commission, commission payable to Registered Brokers, RTAs, CDPs, SCSBs’ fees, Sponsor Bank’s fees, Registrar’s fees, printing and stationery expenses, advertising and marketing expenses and all other incidental and miscellaneous expenses for listing the Equity Shares on the Stock Exchanges.

Except for (i) the listing fees, annual audit fees payable to the Statutory Auditors and corporate advertisement undertaken in ordinary course (other than Offer related advertisement) which shall be solely borne by our Company; and (ii) fees for counsels to the Selling Shareholders, if any, which shall be solely borne by the respective Selling Shareholders; all costs, fees and expenses with respect to the Offer shall be shared by the Company and the Selling Shareholders on a pro rata basis, in proportion to the number of Equity Shares issued and Allotted by the Company through the Fresh Issue and sold by each of the Selling Shareholders respectively through the Offer for Sale in accordance with applicable law. All the expenses relating to the Offer shall be paid by the Company in the first instance. Upon commencement of listing and trading of the Equity Shares on the Stock Exchanges pursuant to the Offer, each Selling Shareholder shall, severally and not jointly, reimburse the Company for any expenses in relation to the Offer paid by the Company on behalf of the respective Selling Shareholder. In the event of withdrawal or postponement of the Offer or if the Offer is not successful or consummated or is abandoned for any reason, all costs, fees and expenses (including all applicable taxes) with respect to the Offer, to the extent due and accrued, shall be shared between our Company and the Selling Shareholders, on a pro rata basis, in proportion to the number of Equity Shares proposed to be issued and Allotted by our Company pursuant to the Fresh Issue and proposed to be sold by each of the Selling Shareholders respectively through the Offer for Sale in accordance with applicable law.

The estimated Offer related expenses are as follows:

S. No.	Activity	Estimated amount (in ₹ million)	As a % of total estimated Offer Expenses	As a % of Offer Size
(1)	BRLMs' fees and commissions (including underwriting commission)	[●]	[●]	[●]
(2)	Brokerage, selling commission, bidding charges, processing fees and bidding charges for the Members of the Syndicate, Registered Brokers, SCSBs, RTAs and CDPs ⁽¹⁾⁽²⁾⁽³⁾⁽⁴⁾	[●]	[●]	[●]
(3)	Fees payable to the Registrar to the Offer	[●]	[●]	[●]
(4)	Other expenses:	[●]	[●]	[●]
i.	Listing fees, SEBI filing fees, BSE & NSE processing fees, book building software fees	[●]	[●]	[●]
ii.	Other regulatory expenses	[●]	[●]	[●]
iii.	Printing and stationery expenses	[●]	[●]	[●]
iv.	Fees payable to the legal counsels	[●]	[●]	[●]
v.	Advertising and marketing expenses for the Offer	[●]	[●]	[●]
vi.	Fees payable to other parties to the Offer including but not limited to the Statutory Auditors, independent chartered accountants, industry report provider and Monitoring Agency	[●]	[●]	[●]
vii.	Total Estimated Offer Expenses	[●]	[●]	[●]

* Offer expenses include goods and services tax, where applicable. Offer expenses will be incorporated in the Prospectus. Offer expenses are estimates and are subject to change.

(1) Selling commission payable to the SCSBs on the portion for Retail Individual Investors, Non-Institutional Investors and Eligible Employees which are directly procured by the SCSBs, would be as follows:

Portion for Retail Individual Investors	0.30% of the Amount Allotted* (plus applicable taxes)
Portion for Non-Institutional Investors	0.15% of the Amount Allotted* (plus applicable taxes)
Employee Reservation Portion	0.15% of the Amount Allotted* (plus applicable taxes)

*Amount Allotted is the product of the number of Equity Shares Allotted and the Offer Price. Selling commission payable to the SCSBs will be determined on the basis of the bidding terminal ID as captured in the bid book of BSE or NSE.

No processing fees shall be payable by our Company and the Selling Shareholders to the SCSBs on the applications directly procured by them.

(2) Processing fees payable to the SCSBs on the portion for Retail Individual Investors, Non-Institutional Investors and Eligible Employees (excluding UPI Bids) which are procured by the members of the Syndicate/Sub-Syndicate/Registered Broker/RTAs/ CDPs and submitted to SCSB for blocking, would be as follows:

Portion for Retail Individual Investors, Non-Institutional Investors and Eligible Employees*	₹ 10/- per valid Bid cum Application Form (plus applicable taxes).
--	--

* Processing fees payable to the SCSBs for capturing Syndicate Member/Sub-syndicate (Broker)/Sub-broker code on the ASBA Form for Non-Institutional Investors and Qualified Institutional Buyer with bids above ₹ 0.5 million would be ₹ 10 plus applicable taxes, per valid application.

- (3) Selling commission on the portion for Eligible Employees, Retail Individual Investors (up to ₹ 0.2 million) and Non-Institutional Investors (from ₹ 0.2 - ₹ 0.5 million) which are procured by Members of the Syndicate (including their Sub-Syndicate Members), RTAs and CDPs or for using 3-in-1 type accounts- linked online trading, demat & bank account provided by some of the Registered Brokers which are Members of the Syndicate (including their Sub-Syndicate Members) would be as follows:

Portion for Retail Individual Investors	0.30% of the Amount Allotted* (plus applicable taxes)
Portion for Non-Institutional Investors	0.15% of the Amount Allotted* (plus applicable taxes)
Employee Reservation Portion	0.15% of the Amount Allotted* (plus applicable taxes)

*Amount Allotted is the product of the number of Equity Shares Allotted and the Offer Price.

The selling commission payable to the Syndicate / Sub-Syndicate Members will be determined (i) for RIIs and NIIs and, on the basis of the application form number / series, provided that the application is also bid by the respective Syndicate / Sub-Syndicate Member. For clarification, if a Syndicate ASBA application on the application form number / series of a Syndicate / Sub-Syndicate Member, is bid by an SCSB, the selling commission will be payable to the SCSB and not the Syndicate / Sub-Syndicate Member; and (ii) for NIIs (above ₹ 0.5 million), Syndicate ASBA Form bearing SM Code & Sub-Syndicate Code of the application form submitted to SCSBs for Blocking of the Fund and uploading on the Exchanges platform by SCSBs. For clarification, if a Syndicate ASBA application on the application form number / series of a Syndicate / Sub-Syndicate Member, is bid by an SCSB, the selling commission will be payable to the Syndicate / Sub Syndicate members and not the SCSB.

Bidding Charges payable to members of the Syndicate (including their Sub-Syndicate Members) on the applications made using 3-in-1 accounts would be ₹ 10 plus applicable taxes, per valid application bid by the Syndicate (including their sub- Syndicate Members). Bidding charges payable to SCSBs on the QIB Portion and NIIs (excluding UPI Bids) which are procured by the Syndicate/Sub-Syndicate/Registered Broker/RTAs/ CDPs and submitted to SCSBs for blocking and uploading would be ₹ 10 per valid application (plus applicable taxes).

The total processing fees payable to Syndicate (Including their Sub syndicate Members) as mentioned above will be subject to a maximum cap of ₹ 3.5 million (plus applicable taxes). In case the total uploading charges/processing fees payable exceeds ₹ 3.5 million (plus applicable taxes), then the amount payable to Members of the Syndicate (Including their Sub syndicate Members), would be proportionately distributed based on the number of valid applications such that the total uploading charges / processing fees payable does not exceed ₹3.5 million (plus applicable taxes).

The selling commission and bidding charges payable to Registered Brokers, the RTAs and CDPs will be determined on the basis of the bidding terminal ID as captured in the bid book of BSE or NSE.

Selling commission/ bidding charges payable to the Registered Brokers on the portion for Retail Individual Investors, Eligible Employees procured through UPI Mechanism and Non-Institutional Investors which are directly procured by the Registered Broker and submitted to SCSB for processing, would be as follows:

Portion for Retail Individual Investors, Non-Institutional Bidders and Eligible Employees	₹ 10/- per valid Bid cum Application Form (plus applicable taxes)
---	---

- (4) Uploading Charges

Bidding charges/ processing fees for applications made by UPI Bidders using the UPI Mechanism would be as under:

Members of the Syndicate / RTAs / CDPs (uploading charges)	₹ 30/- per valid application (plus applicable taxes) The total uploading charges / processing fees payable to Members of the Syndicate, RTAs, CDPs, Registered Brokers as listed under will be subject to a maximum cap of ₹10.00 million (plus applicable taxes). In case the total uploading charges/processing fees payable exceeds ₹10.00 million (plus applicable taxes), then the amount payable to Members of the Syndicate, RTAs, CDPs, Registered Brokers would be proportionately distributed based on the number of valid applications such that the total uploading charges / processing fees payable does not exceed ₹10.00 million (plus applicable taxes).
Sponsor Banks	₹ Nil per valid Bid cum Application Form (plus applicable taxes) The Sponsor Bank shall be responsible for making payments to the third parties such as remitter bank, NPCI and such other parties as required in connection with the performance of its duties under the SEBI circulars, the Syndicate Agreement and other applicable laws.

All such commissions and processing fees set out above shall be paid as per the timelines in terms of the Syndicate Agreement and Escrow and Sponsor Banks Agreement.

The processing fees for applications made by UPI Bidders may be released to the remitter banks (SCSBs) only after such banks provide a written confirmation on compliance with SEBI circular no. SEBI/HO/CFD/DIL2/CIR/P/2022/51 dated April 20, 2022 read with SEBI Circular No: SEBI/HO/CFD/DIL2/CIR/P/2021/570 dated June 02, 2021 read with SEBI Circular No: SEBI/HO/CFD/DIL2/CIR/P/2021/2480/UM dated March 16, 2021.

Monitoring of Utilisation of Funds

Our Company has appointed ICRA Limited as the monitoring agency in accordance with Regulation 41 of the SEBI ICDR Regulations. Our Audit Committee and the Monitoring Agency will monitor the utilization of the Gross Proceeds and the Monitoring Agency shall submit the report required under Regulation 41(2) of the SEBI ICDR Regulations, on a quarterly basis, until such time as the Gross Proceeds have been utilized in full. Our Company undertakes to place the report(s) of the Monitoring Agency on receipt before the Audit Committee without any delay.

Our Company will disclose and continue to disclose the utilization of the Gross Proceeds, including interim use

under a separate head in our balance sheet for such fiscal periods as required under the SEBI ICDR Regulations, the SEBI Listing Regulations and any other applicable law, clearly specifying the purposes for which the Net Proceeds have been utilized, until the time any part of the Fresh Issue proceeds remains unutilized. Our Company will also, in its balance sheet for the applicable fiscal periods, provide details, if any, in relation to all such Net Proceeds that have not been utilized, if any, of such currently unutilized Net Proceeds. Further, our Company, on a quarterly basis, shall include the deployment of Net Proceeds under various heads, as applicable, in the notes to our consolidated financial results. Such heads will include an item by item description for all the expense heads and sub-heads disclosed under each of the objects of the Offer, as set out in this Red Herring Prospectus.

Pursuant to Regulation 32(3) and Part C of Schedule II of the SEBI Listing Regulations, our Company shall, on a quarterly basis, disclose to the Audit Committee the uses and applications of the Net Proceeds. The Audit Committee shall make recommendations to our Board for further action, if appropriate. On an annual basis, our Company shall prepare a statement of funds utilized for purposes other than those stated in this Red Herring Prospectus and place it before the Audit Committee and make other disclosures as may be required until such time as the Net Proceeds remain unutilized. Such disclosure shall be made only until such time that all the Net Proceeds have been utilized in full. The statement shall be certified by the statutory auditor of our Company and such certification shall be provided to the Monitoring Agency. Further, since our Company intends to utilize a portion of the Gross Proceeds towards certain inorganic growth through acquisition and other strategic initiatives, details pertaining to such acquisitions, as and when undertaken, will be published on the website of our Company and will be disclosed to the Stock Exchanges in accordance with Regulation 30 and Part A of Schedule III, of the SEBI Listing Regulations. Furthermore, in accordance with Regulation 32(1) of the SEBI Listing Regulations, our Company shall furnish to the Stock Exchanges on a quarterly basis, a statement indicating (i) deviations, if any, in the actual utilization of the proceeds of the Fresh Issue from the Objects; and (ii) details of category wise variations in the actual utilization of the proceeds of the Fresh Issue from the Objects.

Interim use of Gross Proceeds

The Gross Proceeds shall be retained in the Public Offer Account until receipt of the listing and trading approvals from the Stock Exchanges by our Company. Pending utilization of the Net Proceeds for the purposes described above, our Company undertakes to deposit the Net Proceeds only in one or more scheduled commercial banks included in the second schedule of the Reserve Bank of India Act, 1934, as amended and until the payment of all Offer expenses, the Offer expenses shall remain the Public Offer Account. In accordance with Section 27 of the Companies Act 2013, our Company confirms that it shall not use the Gross Proceeds for buying, trading or otherwise dealing in shares of any other listed company or for any investment in the equity markets.

Appraisal of the Objects and Bridge Financing

The objects of the Fresh Issue have not been appraised by any bank, financial institution or agency and we have not raised any bridge loans against the Net Proceeds.

Other Confirmations

No part of the Net Proceeds will be paid by our Company to our Directors, Key Managerial Personnel or Senior Management Personnel. Our Company has not entered into and is not planning to enter into any arrangement/agreements with our Directors, Key Managerial Personnel or Senior Management Personnel in relation to the authorized of the Net Proceeds.

Variation in Objects

In accordance with Sections 13(8) and 27 of the Companies Act, 2013, our Company shall not vary the objects of the Fresh Issue without our Company being authorized to do so by the Shareholders by way of a special resolution. In addition, the notice issued to the Shareholders in relation to the passing of such special resolution (“**Notice**”) shall specify the prescribed details as required under the Companies Act 2013. In addition, the Notice shall simultaneously be published in the newspapers, one in English and one in the vernacular language of the jurisdiction where our Registered and Corporate Office is situated.

BASIS FOR OFFER PRICE

The Price Band and Offer Price will be determined by our Company in consultation with the BRLMs, and in accordance with applicable law, on the basis of assessment of market demand for the Equity Shares offered through the Book Building Process and quantitative and qualitative factors as described below. The face value of the Equity Shares is ₹ 2 each and the Offer Price is [●] times the face value at the lower end of the Price Band and [●] times the face value at the higher end of the Price Band. Investors should also refer to the sections “*Risk Factors*”, “*Our Business*”, “*Financial Statements*” and “*Management’s Discussion and Analysis of Financial Condition and Results of Operations*” on pages 83, 262, 370 and 528, respectively, to have an informed view before making an investment decision.

I. Qualitative Factors

Some of the qualitative factors and our strengths which form the basis for computing the Offer Price are set forth below:

- We are India's largest multi-channel, multi-brand retailing platform for Mothers', Babies' and Kids' Products;
 - a) We are India's largest multi-channel retailing platform for Mothers', Babies' and Kids' products, in terms of GMV, for the year Financial Year 2024, according to the RedSeer Report.
 - b) Our multi-channel approach also benefits customers who follow a “research online – purchase offline” shopping behaviour.
- Our platform has powerful network effects driven by content, brands and data;
 - a) Our content-led strategy enables engagement with parents early in their parenting lifecycle through our FirstCry.com parenting platform
 - b) Our FirstCry mobile application in India had been downloaded more than 127 million times, 97 million times and 70 million times as of March 31, 2024, 2023 and 2022, respectively
 - c) During the Financial Year 2024, customers who interacted on our parenting community purchased products two times more frequently than the customers who did not interact on our parenting community.
- Brand affinity, loyalty and trust of customers in the FirstCry brand;
 - a) Our brand affinity is demonstrated by our Annual Unique Transacting Customers' base, which has grown to 9.11 million for the Financial Year 2024 from 6.86 million for the Financial Year 2022
 - b) We endeavor to provide emotional companionship across the parenting journey from the conception stage until a child reaches about 12 years of age, through our online platform, modern stores, preschools, and parenting community.
- Combination of curating growing home brands and relationships with third-party brands;
 - a) Through our online platform and modern stores, we offer customers a variety of products, ranging from products of global and domestic Mothers', Babies' and Kids' brands and our own home brands.
 - b) As at March 31, 2024, across our platform, we offer more than 1.65 million SKUs from 7,580 brands, including third-party Indian brands, global brands, and our home brands
 - c) We have also created our own baby and children product home brands for India and international markets such as BabyHug, Babyoye, Cutewalk and Pine Kids, among others, in the mid to premium category
- Our technology and data driven, personalized customer journey leads to higher customer engagement;
 - a) We believe that being a mother is the busiest job in the world and hence curated customer journeys on our online platform helps mothers save their precious time
 - b) We have a network of 1,063 FirstCry and BabyHug modern stores in 533 cities in 28 states and five union territories across India with over 2.12 million square feet of retail space, as at March 31, 2024
- Full-stack platform with control over manufacturing and supply chain;

- a) During the Financial Year 2024, we leveraged a network of over 900 contract manufacturers across India and overseas for our home brands, excluding contract manufacturers engaged by Globalbees Brands and its subsidiaries.
 - b) As at March 31, 2024, we provided same day delivery in 45 cities and next day delivery in 1,043 cities in India for certain products (that are listed under ‘same day delivery’ and ‘next day delivery’ categories on our website), through our own as well as third-party logistics providers
- Proven and scalable business model.
 - a) For the Financial Years 2024, 2023 and 2022, our revenue from operations was ₹64,808.56 million, ₹56,325.39 million, and ₹24,012.88 million, respectively, in accordance with our Restated Consolidated Financial Statements
 - b) The revenue from operations, based on the Unaudited Pro Forma Consolidated Financial Information, increased to ₹52,621.90 million in the Financial Year 2023 from ₹35,975.04 million in the Financial Year 2022.

For further details, see “*Risk Factors*” and “*Our Business – Our Competitive Strengths*” on pages 83 and 270, respectively.

II. Quantitative Factors

Certain information presented below relating to our Company is based on the Financial Statements. For details, see “*Financial Statements*” on page 370.

Some of the quantitative factors which may form the basis for calculating the Offer Price are as follows:

1. Basic and diluted earnings per Equity Share (“EPS”):

As derived from the Restated Consolidated Financial Statements:

For the year ended	Basic EPS (₹)	Diluted EPS (₹)	Weight
March 31, 2024	(6.20)	(6.20)	3
March 31, 2023	(9.97)	(9.97)	2
March 31, 2022	(1.74)	(1.74)	1
Weighted Average	(6.71)	(6.71)	

Notes:

- *Basic and diluted earnings per equity share: Basic and diluted earnings per equity share are computed in accordance with Indian Accounting Standard 33 notified under the Companies (Indian Accounting Standards) Rules, 2015, as amended. Basic EPS amounts are calculated by dividing the profit/(loss) for the year attributable to equity holders of the Holding Company by the weighted average number of equity shares outstanding during the year. Diluted EPS amounts are calculated by dividing the profit/(loss) attributable to equity holders of the Holding Company by the weighted average number of equity shares outstanding during the year plus the weighted average number of equity shares that would be issued on conversion of all the dilutive potential equity shares into equity shares. Potential equity shares have not been considered in the calculation of diluted loss per share for the year ended March 31, 2024, March 31, 2023, March 31, 2022, since these would decrease the loss per share, hence considered "anti-dilutive".*
- *Subsequent to March 31, 2022, pursuant to the resolution passed by our Company's Shareholders' at their extra-ordinary general meeting held on April 25, 2022, each equity and preference share of our Company of face value of ₹ 5 each was split into 2.5 equity shares/preference shares of ₹ 2 each.*

2. Price/Earning (“P/E”) ratio in relation to the Price Band of ₹ [●] to ₹ [●] per Equity Share:

Particulars	P/E at the Floor Price (no. of times)*	P/E at the Cap Price (no. of times)*
Based on basic EPS for Fiscal 2024	[●]	[●]
Based on diluted EPS for Fiscal 2024	[●]	[●]

* To be updated at the price band stage.

3. Industry Peer Group P/E ratio

There are no listed companies that engage in a business similar to that of our Company or are of a comparable size to that of our Company. Accordingly, it is not possible to provide an industry comparison in relation to our Company.

4. Return on Net Worth (“RoNW”)

As derived from the Restated Consolidated Financial Statements:

For the year ended	RoNW (%)	Weight
March 31, 2024	(8.65)	3
March 31, 2023	(12.76)	2
March 31, 2022	(2.04)	1
Weighted Average	(8.92)	

Notes:

- Return on Net Worth = profit/(loss) for the period attributable to equity holders of our Company divided by total equity attributable to equity holders of the parent.
- Net Worth = equity share capital + equity component of compulsorily convertible preference shares + other equity.
- The weighted average return on net worth is a product of return on net worth and respective assigned weight, dividing the resultant by total aggregate weight.
- The above ratio is not adjusted for issuance of Equity Shares pursuant to ESOP Scheme post March 31, 2024.

5. Net Asset Value per Equity Share

NAV per Equity Share	NAV per Equity Share (Diluted)(₹)	NAV per Equity Share (Basic)(₹)
As on March 31, 2024	66.68	71.65
As on March 31, 2023	73.26	78.10
As on March 31, 2022	82.72	85.12
<i>After the Offer</i>		
- At the Floor Price	●	●
- At the Cap Price	●	●
<i>At Offer Price</i>	●	●

Notes:

- Net asset value per equity share: Net worth divided by weighted average numbers of equity shares outstanding during the year for basic and diluted EPS.
- The above ratio is not adjusted for issuance of Equity Shares pursuant to ESOP Scheme post March 31, 2024.

III. Key Performance Indicators

The table below sets forth the details of the key performance indicators (“KPIs”) that our Company considers have a bearing for arriving at the basis for Offer Price. These KPIs have been used historically by our Company to understand and analyse the business performance, which in result, help us in analysing the growth of various vertical segments. The Bidders can refer to the below-mentioned KPIs, being a combination of financial and operational key financial and operational metrics, to make an assessment of our Company’s performance in various business verticals and make an informed decision.

The KPIs disclosed below have been approved by a resolution of our Audit Committee dated July 29, 2024 and the Audit Committee has confirmed that the KPIs pertaining to our Company that have been disclosed to investors at any point of time during the three years period prior to the date of this Red Herring Prospectus have been disclosed in this section and have been subject to verification and certification by Bansal & Co LLP, Chartered Accountants, bearing firm registration number 001113N/N500079, pursuant to certificate dated July 30, 2024, which has been included as part of the “*Material Contracts and Documents for Inspection*” on page 649.

For details of our key operating, financial and other operating metrics disclosed elsewhere in this Red Herring Prospectus, see “*Our Business*” on pages 263, 264 and 265 and “*Management’s Discussion and Analysis of Financial Condition and Results of Operations*” on pages 529 and 530.

A list of our KPIs for the Fiscals 2024, 2023 and 2022 is set out below:

Metric	Unit	For the year ended March 31, 2024	For the year ended March 31, 2023	For the year ended March 31, 2022
India business				
Annual Unique Transacting Customers	Million	8.68	7.72	6.68
Orders	Million	34.06	29.61	25.65
Average Order Value	₹	2,226	2,156	2,043
Gross Merchandise Value (GMV)	₹ million	75,827.42	63,830.99	52,389.47
GMV Y-o-Y Growth^	%	18.79	21.84	45.17
International business				
Annual Unique Transacting Customers	Million	0.43	0.26	0.18
Orders	Million	1.79	1.38	1.08
Average Order Value	₹	8,582	6,350	5,178
Gross Merchandise Value (GMV)	₹ million	15,383.86	8,745.35	5,605.16
GMV Y-o-Y Growth^	%	75.91	56.02	48.63
Consolidated				
Annual Unique Transacting Customers	Million	9.11	7.98	6.86
Orders	Million	35.85	30.99	26.73
Average Order Value	₹	2,544	2,342	2,170
Gross Merchandise Value (GMV)	₹ million	91,211.28	72,576.34	57,994.63
GMV Y-o-Y Growth^	%	25.68	25.14	45.50
Financial Parameters (Consolidated)				
Revenue from Operations	₹ million	64,808.56	56,325.39	24,012.88
Gross Margin	₹ million	23,176.60	16,972.21	8,291.49
Gross Margin %	%	35.76	30.13	34.53
Materials costs	₹ million	41,631.96	39,353.18	15,721.39
Materials cost %	%	64.24	69.87	65.47
Direct cost	₹ million	5,879.10	4,644.13	780.22
Direct cost %	%	9.07	8.25	3.25
EBITDA (excluding other income)	₹ million	704.91	(2,629.04)	(182.01)
EBITDA Margin (excluding other income)	%	1.09	(4.67)	(0.76)
Adjusted EBITDA	₹ million	2,744.49	749.82	961.99
Adjusted EBITDA Margin	%	4.23	1.33	4.01
Profit/(Loss) for the year	₹ million	(3,215.07)	(4,860.56)	(786.85)
Contribution Margin%	%	26.69	21.89	31.28
Advertising and sales promotion expenses %	%	7.44	7.39	11.19
Indirect Expense %	%	7.57	6.46	6.74
Net Working Capital Days	Days	53	50	102
Inventory Days	Days	92	83	149
Other Operating Data				
Total Stores	Number	1,063	904	701
FOFO Stores	Number	628	618	575
BabyHug COCO Stores	Number	284	224	118
FirstCry COCO Stores	Number	151	62	8
Number of brands	Number	7,580	7,035	6,287
Number of SKUs	Million	1.65	1.29	1.27
Number of warehouses and stockists	Number	80	79	67
GMV from Online	₹ million	73,700.09	58,126.30	48,346.73
GMV from Offline	₹ million	17,511.19	14,450.04	9,647.90
GMV from Existing Customers	₹ million	65,878.06	52,963.20	40,737.02
GMV from New Customers	₹ million	25,333.22	19,613.14	17,257.61

Metric	Unit	For the year ended March 31, 2024	For the year ended March 31, 2023	For the year ended March 31, 2022
Details of Operating Segment[§]				
<i>Revenue from Operations</i>				
India multi-channel ⁽¹⁾	₹ million	45,794.84	42,808.65	19,732.61
International ⁽²⁾	₹ million	7,537.16	4,874.83	3,520.42
Globalbees Brands ⁽³⁾	₹ million	12,093.46	8,971.79	1,039.84
Others ⁽⁴⁾	₹ million	333.55	229.61	78.81
Inter-Company Adjustments/ Consolidation Adjustments	₹ million	(950.45)	(559.49)	(358.80)
Total⁽⁵⁾	₹ million	64,808.56	56,325.39	24,012.88
Segment Results before depreciation and amortisation expense				
India multi-channel ⁽¹⁾	₹ million	4,039.82	2,413.52	1,891.60
International ⁽²⁾	₹ million	(1,395.96)	(1,200.59)	(674.68)
Globalbees Brands ⁽³⁾	₹ million	23.08	(447.29)	(91.94)
Others ⁽⁴⁾	₹ million	58.41	(30.52)	(158.17)
Inter-Company Adjustments/ Consolidation Adjustments	₹ million	19.14	14.70	(4.82)
Total⁽⁵⁾	₹ million	2,744.49	749.82	961.99
Segment Results				
India multi-channel ⁽¹⁾	₹ million	1,666.18	740.42	944.76
International ⁽²⁾	₹ million	(1,553.77)	(1,329.33)	(744.21)
Globalbees Brands ⁽³⁾	₹ million	(963.77)	(1,407.50)	(122.68)
Others ⁽⁴⁾	₹ million	47.03	(42.07)	(164.40)
Inter-Company Adjustments/ Consolidation Adjustments	₹ million	(159.91)	(154.54)	(60.36)
Total⁽⁵⁾	₹ million	(964.24)	(2,193.01)	(146.89)

[^] GMV Y-o-Y Growth: Gross Merchandise Value year-on-year Growth. GMV of the group has been growing consistently over the last three Financial Years. GMV of the group has increased from ₹57,994.63 million in Financial Year 2022 to ₹72,576.34 million in Financial Year 2023 and ₹91,211.28 million in Financial Year 2024 at a CAGR of 25.41% comparing Financial Year 2022 to Financial Year 2024.

[§] Up to financial year ended March 31, 2022, the group did not recognise any operating segment since the group operated primarily in trading and manufacturing of baby and kids products, which was the only single reportable segment. During the year ended, March 31, 2023 and subsequent to the acquisition of 100% stake in Digital Age and expansion of Globalbees Brands and international operations, for management purposes, the group is reorganised into business units, which provides relevant information for better understanding of the group's financial performance and resource allocation decisions.

Solely to comply with reporting requirements under Ind AS 108, the management has restated the corresponding previous year figures. However, in view of significant difference in the nature of operations of the group in the previous year which was primarily trading and manufacturing of baby and kids products, such figures are not comparable. For management purposes, the group is organised into business units based on its products and services and has following reportable operating segments segments: India multi-channel, International, Globalbees Brands and Others.

⁽¹⁾India multi-channel - This segment includes business of manufacturing, buying, selling, advertising, promoting baby and kids products in India.

⁽²⁾International segment - This includes business of buying, selling, advertising, promoting baby and kids products outside India, which primarily includes United Arab Emirates and KSA.

⁽³⁾Globalbees Brands segment - This is a direct-to-consumer (D2C) venture that aggregates and invests in e-commerce brands and helps the brands scale and transform their digital impression.

⁽⁴⁾Others - This includes other businesses which are not material to the group.

⁽⁵⁾Total - Sum total of India multi-channel segment, International segment, Globalbees Brands segment, Others, Inter-Company adjustment / conso adjustment.

Notes:

- India business:** India business represents FirstCry platform operated by our Company along with across the FirstCry website (www.firstcry.com), mobile application, FirstCry modern stores and BabyHug modern stores, including those operated by Digital Age and franchisees. Prior to the acquisition of Digital Age, our Company's physical stores were operated through Digital Age as franchisee.
- International business:** International business represents FirstCry platform operated through its Subsidiary Firstcry Management (and its subsidiaries) in Dubai and KSA through its website www.firstcry.ae. and www.firstcry.sa, respectively.
- Gross Merchandise Value (GMV):** GMV includes the monetary value of Orders inclusive of taxes and gross of discounts, if any, across the FirstCry website, mobile application and FirstCry modern stores and BabyHug modern stores, including those operated by Digital Age and franchisees, net of order cancellations, gross of franchisee commission, net of shipping and cash on delivery charges and prior to product returns. Accordingly, the GMV numbers do not reconcile directly with the group's revenue from operations and should not be considered representative of the group's revenue from operations.
- Annual Unique Transacting Customers:** Annual Unique Transacting Customers are defined as unique users that made at least one purchase on the FirstCry platform during the preceding 12 months period on the reporting date. Unique customers/visitors are identified as unique by their mobile number basis which duplication across website, mobile application and stores is removed.
- Orders:** Orders are defined as total orders across website, mobile application, FirstCry modern stores and BabyHug modern stores including those operated by Digital Age and franchisees prior to product returns.

6. **Average Order Value:** Average Order Value is GMV generated across the FirstCry website, mobile application, FirstCry modern stores and BabyHug modern stores divided by Orders considered for such GMV.
7. **Materials cost:** Cost of material consumed plus purchases of stock-in-trade plus changes in inventories of stock-in-trade, finished goods and work in progress.
8. **Materials cost%:** Materials cost % is materials cost as a percentage of revenue of operations.
9. **Direct cost:** Direct cost means total of courier expenses, packaging expenses and payment gateway expenses.
10. **Direct cost%:** Direct cost % is direct cost as a percentage of revenue of operations.
11. **Gross Margin:** Gross Margin means revenue from operations less materials cost.
12. **Gross Margin %:** Gross Margin % is gross margin as a percentage of revenue from operations.
13. **EBITDA (excluding other income):** Earnings before interest, tax, depreciation and amortization is calculated as the restated profit for the year [i.e., (Loss)/Profit for the year] plus tax expense, finance costs, depreciation and amortization expense less other income.
14. **EBITDA Margin (excluding other income):** EBITDA (excluding other income) as a percentage of revenue from operations.
15. **Adjusted EBITDA:** Adjusted earnings before interest, tax, depreciation and amortization is calculated as the restated profit for the year [i.e., (Loss)/Profit for the year] plus tax expense, finance cost, depreciation and amortization expenses less other income, exceptional items income (net), plus employee share-based payment expenses, deal related cost (included under 'other expenses'), salaries, wages, bonus and other allowances accounted as per para B55 of Ind AS 103 (included under 'employee benefits expense').
16. **Adjusted EBITDA Margin:** Adjusted EBITDA Margin is Adjusted EBITDA as a percentage of revenue from operations.
17. **Profit/(Loss) for the year:** Profit after tax is the restated profit for the year.
18. **Total Stores:** Total Stores is the total number of modern stores at the end of the year and includes total number of FirstCry modern stores and BabyHug modern stores.
19. **FOFO Stores:** This is the number of franchisee owned and franchisee operated modern stores.
20. **BabyHug COCO Stores:** This is the number of BabyHug modern stores owned and operated by our Company.
21. **FirstCry COCO Stores:** This is the number of FirstCry and other home brands modern stores (excluding BabyHug modern stores) owned and operated by Digital Age.
22. **Number of Brands:** There are the number of active brands as on the date of respective period end listed across the FirstCry website, mobile application and FirstCry modern stores and BabyHug modern stores, including those operated by Digital Age.
23. **Number of SKUs:** This is the number of SKUs as on the date of respective period end date across the FirstCry website, mobile application and FirstCry and BabyHug modern stores, including those operated by Digital Age.
24. **Contribution Margin %:** Contribution Margin % means Gross Margin minus courier expenses, packing expenses and payments gateway expenses as percentage to the revenue from operations.
25. **Number of Warehouses and Stockists:** Number of warehouses and stockists are the warehouses where our Company stores its inventory.
26. **Net Working Capital Days:** Working Capital Days is calculated as follows:
 - Working Capital Days for Fiscals 2024, 2023 and 2022 = (Inventories + Trade Receivables – Trade Payables) divided by revenue from operations*365.
27. **GMV from Online:** GMV from Online includes the monetary value of orders inclusive of taxes and gross of discounts, if any, across the FirstCry website, mobile application, net of order cancellations, shipping and cash on delivery charges and prior to product returns.
28. **GMV from Offline:** GMV from Offline includes the monetary value of orders inclusive of taxes and gross of discounts, if any, across FirstCry modern stores and BabyHug modern stores, including those operated by Digital Age and franchisees, gross of franchisee commission and prior to product returns.
29. **GMV from Existing Customers:** GMV from users that made their first purchase on the FirstCry platform during any period except the preceding 12 months period when calculated for a full financial year and includes the monetary value of orders inclusive of taxes and gross of discounts, if any, across the FirstCry website, mobile application, FirstCry modern stores and BabyHug modern stores, including those operated by Digital Age and franchisees, net of order cancellations gross of franchisee commission, net of shipping and cash on delivery charges and prior to product returns. Users are identified by their mobile number basis which duplication across website, mobile application and stores is removed.
30. **GMV from New Customers:** GMV from users that made at least one purchase on the FirstCry platform for the first time during any period in preceding 12 months period when calculated for a full financial year and includes the monetary value of Orders inclusive of taxes and gross of discounts, if any, across the FirstCry website, mobile application, FirstCry modern stores and BabyHug modern stores, including those operated by Digital Age and franchisees, net of order cancellations gross of franchisee commission, net of shipping and cash on delivery charges and prior to product returns. Users are identified by their mobile number basis which duplication across website, mobile application and stores is removed.
31. **Advertising and sales promotion expenses %:** Advertising and sales promotion expenses as per Restated Consolidated Financial Information as a percentage to revenue from operations.
32. **Indirect Expense %:** Indirect Expenses as per Restated Consolidated Financial Information as a percentage to revenue from operations. Indirect Expenses are total other expenses as per Restated Consolidated Financial Information minus courier expenses, advertising and sales promotion expenses, packing expenses and payment gateway expenses.
33. **Inventory Days:**

Inventory days for Fiscals 2024, 2023 and 2022 is closing inventory as at the end of the respective period /Revenue from operations for the respective period X 365
34. **Operating segment:** For management purposes, the group is organised into business units based on its products and services and has India multi-channel, International, Globalbees Brands and Others, as reportable operating segments.

For the definitions and reconciliation of Non-GAAP measures, please see “**Definitions and Abbreviations**” and “**Other Financial Information**” on pages 1 and 518, respectively.

Our Company shall continue to disclose the KPIs disclosed hereinabove in this section on a periodic basis, at least once in a year (or for any lesser period as determined by the Board of our Company), for a duration of one year after the date of listing of the Equity Shares, or until the utilization of Offer Proceeds, whichever is later, on the Stock Exchanges pursuant to the Offer, or for such other period as may be required under the SEBI ICDR Regulations.

Description on the historic use of the KPIs by our Company to analyze, track or monitor the operational and/or financial performance of our Company

In evaluating our business, we consider and use certain KPIs, as presented above, as a supplemental measure to review and assess our performance. The presentation of these KPIs are not intended to be considered in isolation or as a substitute for the Restated Consolidated Financial Statements.

These KPIs may not be defined under Ind AS and are not presented in accordance with Ind AS and hence, should not be considered in isolation or construed as an alternative to Ind AS measures of performance or as an indicator of our performance, liquidity, profitability or results of operations. Although these KPIs are not a measure of performance calculated in accordance with applicable accounting standards, our Company's management believes that it provides an additional tool for investors to use in evaluating our ongoing operating results and trends.

Our Company has primarily identified the following KPIs mainly which pertains to core business i.e., multichannel business of our Company. The Audit Committee has also approved these KPIs on July 29, 2024.

Annual Unique Transacting Customers: Tracking our annual unique transacting customers helps us identify the loyalty and reach of our multi-channel retailing platform and helps in marketing and growth decisions. This KPI allows us to, on an aggregate basis, derive insights relating to other sub-metrics such as cumulative shoppers, monthly active users including their orders, unique online visitors including their orders, monthly visitors and online transacting customers.

Orders: Tracking our aggregate orders helps us summarily understand the volume trends and therefore effectiveness of various sales / marketing efforts on our multi-channel retailing platform. This KPI allows us to, on an aggregate basis, derive insights relating to other sub-metrics such as orders data on daily and monthly basis.

Average Order Value: Tracking our average order value helps us better understand the relevance of our product assortment and pricing for our customer base. This KPI allows us to, on an aggregate basis, derive insights relating to other sub-metrics such as average order value from India multi-channel business and international business.

Gross Merchandise Value (GMV): Tracking our GMV helps us track the potential compositive value of all orders and therefore the overall business performance. This guides our growth decisions.

Revenue from Operations: Revenue from Operation helps our Company to track its revenue from sale of products and services. We also track the revenue from operations of India multi-channel and international business. For further details please see "**Restated Consolidated Financial Information – Note 17**" on page 441.

Materials Cost: Materials Cost helps to calculate the Gross Margin of the business.

Materials Cost %: Materials Cost % helps us to understand the trend in materials cost compared to change in revenue.

Gross Margin: Gross Margin helps us calculate the margin between revenue from operations less materials cost.

Gross Margin %: Calculated as gross profit divided by revenue from operations.

Direct Cost: Direct cost helps us to understand the key variable cost.

Direct Cost %: Direct cost % helps us to determine the contribution margin %.

Adjusted EBITDA and EBITDA (excluding other income): These are frequently used by securities analysts, investors and other interested parties in evaluating companies.

Adjusted EBITDA Margin EBITDA Margin (excluding other income): These are frequently used by securities analysts, investors and other interested parties in evaluating companies.

Total Stores: The total stores helps us to track the health and growth of offline business.

BabyHug COCO Stores: BabyHug COCO Stores helps us to track the health and growth of the exclusive brand outlet business.

FirstCry COCO Stores: FirstCry COCO Stores helps us to track the health and growth of our Company owned multi brand outlet business.

Number of Brands: The number of brands helps us track the strong association of our Company with various brands.

Number of SKUs: The number of SKUs helps us track the width and breadth of the products sold on FirstCry platform.

Contribution Margin: The contribution margin helps us to evaluate the gross profit after adjustments of variable cost.

Number of Warehouses and Stockists: The number of warehouses helps us track the space available to store the inventory.

Net Working Capital Days: The tracking working capital days helps us to track our investment in working capital across inventory, payables and receivables.

GMV from Online: The tracking of our GMV from online helps us track the potential composite value of all orders from online business and therefore the overall online business performance.

GMV from Offline: The tracking of our GMV from offline helps us track the potential composite value of all orders from our modern stores and therefore the overall business performance of modern stores.

GMV from Existing Customer: The tracking of our GMV from existing customers helps us to track the stickiness of the customers and the GMV generated from them.

GMV from New Customer: The GMV from new customers helps us to track efficiency of our spends in acquiring new customer and the GMV generated from them.

Advertising and sales promotion expenses %: The total marketing (% of net revenue) enables us to compare the marketing cost spends against the net revenue and provides inputs on marketing spends across various channels.

Indirect Expense %: The indirect expense (% of net revenue) gives us inputs on the operating leverage achieved.

Inventory Days: The average inventory days helps us track our investment in inventory.

Profit/(Loss) for the year: The profit after tax helps us track the overall profitability of the business after tax.

Operating Segment: The operating segment helps us monitor the operating results of its business units separately for the purpose of making decisions about resource allocation and performance assessment.

IV. Comparison of KPIs with listed industry peers

There are no listed companies that engage in a business similar to that of our Company or are of a comparable size to that of our Company. Accordingly, it is not possible to provide an industry comparison in relation to our Company.

V. Comparison of Key Performance Indicators over time shall be explained based on additions or dispositions to our business

Our Company has not made any additions or dispositions to its business during the Fiscals 2024, 2023 and 2022 except for the acquisition of Globalbees Brands and Digital Age. For further details see “**History and Certain Corporate Matters – Details regarding material acquisitions or divestments of business/undertakings, mergers, amalgamation, any revaluation of assets, etc., in the last 10 years**” on page 314.

The acquisition of Digital Age has resulted in increase in GMV, orders, Annual unique transacting customers, average order value, Firstcry COCO stores, revenue from operations, materials cost, gross margins, direct cost, contribution margin, adjusted EBITDA, Profit/(Loss) for the period, advertisement and marketing expenses, indirect expenses, number of warehouses and stockists, GMV from online, GMV from offline, GMV from existing customers and GMV from new customers.

The acquisition of Swara Baby, Solis, Globalbees Brands has resulted in increase in revenue from operations, materials cost, gross margins, direct cost, contribution margin, adjusted EBITDA, Profit/(Loss) for the period, advertisement and marketing expenses, indirect expenses, net working capital days and inventory days.

VI. Weighted average cost of acquisition, Floor Price and Cap Price

- Price per share of the Company (as adjusted for corporate actions, including split, bonus issuances) based on primary issuances of Equity Shares or convertible securities (excluding Equity Shares issued under Employee Stock Option Plans and issuance of Equity Shares pursuant to a bonus issue) during the 18 months preceding the date of this Red Herring Prospectus, where such issuance is equal to or more than 5% of the fully diluted paid-up share capital of the Company in a single transaction or multiple transactions combined together over a span of rolling 30 days (“Primary Issuances”)**

Our Company has not issued any Equity Shares or CCPS, excluding shares issued under the ESOP Scheme, during the 18 months preceding the date of this Red Herring Prospectus, where such issuance is equal to or more than 5% of the fully diluted paid-up share capital of our Company (calculated based on the pre-Offer capital before such transaction(s) and excluding ESOPs granted but not vested), in a single transaction or multiple transactions combined together over a span of rolling 30 days.

- Price per share of the Company (as adjusted for corporate actions, including bonus issuances) based on secondary sale or acquisition of equity shares or convertible securities (excluding gifts) involving any of the Selling Shareholders or other Shareholders of the Company with rights to nominate directors during the 18 months preceding the date of filing of this RHP, where the acquisition or sale is equal to or more than 5% of the fully diluted paid-up share capital of our Company (calculated based on the pre-Offer capital before such transaction/s and excluding ESOPs granted but not vested), in a single transaction or multiple transactions combined together over a span of rolling 30 days (“Secondary Transactions”)**

There have been no secondary sale/ acquisitions of Equity Shares or CCPS, where the Selling Shareholders, or Shareholder(s) having the right to nominate Director(s) on our Board, are a party to the transaction, during the 18 months preceding the date of this Red Herring Prospectus, where either acquisition or sale is equal to or more than 5% of the fully diluted paid up share capital of our Company (calculated based on the pre-Offer capital before such transaction/s and excluding ESOPs granted but not vested), in a single transaction or multiple transactions combined together over a span of rolling 30 days.

- If there are no such transactions to report under 1 and 2 above, the following are the details of the price per share of our Company basis the last five primary or secondary transactions (secondary transactions where Selling Shareholders or other shareholders with the right to nominate directors on our Board, are a party to the transaction), not older than three years prior to the date of filing of this Red Herring Prospectus irrespective of the size of transactions**

Date of transfer*	No. of equity shares of face value ₹ 2 each*	Face Value per Equity Share (₹)*	Transaction price per Equity Share (₹)*	Nature of transaction*	Total consideration (in ₹ million)*
October 16, 2023	307,730	2.00	487.44	Transfer	150.00
October 20, 2023	1,333,497	2.00	487.44	Transfer	650.00
November 13, 2023	574,429	2.00	487.44	Transfer	280.00
November 30, 2023	2,975,264	2.00	487.44	Transfer	1,450.26
December 15, 2023	1,127,189	2.00	487.44	Transfer	549.44

* As certified by Bansal & Co LLP, Chartered Accountants, bearing firm registration number 001113N/N500079, by their certificate dated July 30, 2024.

- The Floor Price is [●] times and the Cap Price is [●] times the weighted average cost of acquisition at which the Equity Shares were issued by our Company or sold by our Selling Shareholders or other shareholders with the right to nominate directors on our Board are disclosed below:**

Past transactions	Weighted average cost of acquisition per Equity Share (₹) [#]	Floor Price (₹) [*]	Cap Price (₹) [*]
Weighted average cost of acquisition of Primary Issuances	N.A	N.A	N.A
Weighted average cost of acquisition of Secondary Transactions	487.44	[●] times	[●] times

^{*}To be updated at the Prospectus stage.

[#]As certified by Bansal & Co LLP, Chartered Accountants, bearing firm registration number 001113N/N500079, by their certificate dated July 30, 2024.

5. **Detailed explanation for Offer Price/ Cap Price being [●] times of weighted average cost of acquisition of primary issuances /secondary transactions of Equity Shares (as disclosed above) along with our Company’s KPIs and financial ratios for Fiscal 2024, 2023 and 2022**

[●]^{*}

^{*}To be included on finalisation of Price Band.

6. **Explanation for the Offer Price/Cap Price, being [●] times of weighted average cost of acquisition of primary issuances/secondary transactions of Equity Shares (as disclosed in point 3 above) in view of the external factors which may have influenced the pricing of the Issue.**

[●]^{*}

^{*}To be included on finalisation of Price Band.

Investors should read the above-mentioned information along with “**Risk Factors**”, “**Our Business**” and “**Financial Statements**” on pages 83, 262 and 370, respectively, to have a more informed view. The trading price of the Equity Shares of our Company could decline due to the factors mentioned in “**Risk Factors**” on page 83 and you may lose all or part of your investments.

STATEMENT OF POSSIBLE TAX BENEFITS

STATEMENT OF POSSIBLE SPECIAL TAX BENEFITS

The Board of Directors

Brainbees Solutions Limited (Formerly known as Brainbees Solutions Private Limited)

Rajashree Business Park,
Survey No.338,
Next to Sohrabh Hall, Tadiwala Road,
Pune, 411001
Maharashtra, India

Date: 30 July 2024

Subject: Statement of possible special tax benefits (“the Statement”) available to Brainbees Solution Limited (formerly known as Brainbees Solutions Private Limited) (“the Company”), its shareholders and its material subsidiaries prepared in accordance with the requirement under Schedule VI –Part A -Clause (9) (L) of Securities and Exchange Board of India (Issue of Capital and Disclosure Requirements) Regulations, 2018 (“the SEBI ICDR Regulations”)

This report is issued in accordance with the Engagement Letter dated 07 November 2023

We hereby report that the enclosed Annexure II and III prepared by the Company, initialled by us for identification purpose, states the possible special tax benefits available to the Company, its shareholders and its material subsidiaries, which is defined in Annexure I under direct and indirect taxes (together “**the Tax Laws**”), presently in force in India as on 30 July 2024, which are defined in Annexure I. These possible special tax benefits are dependent on the Company, its shareholders and its material subsidiaries, fulfilling the conditions prescribed under the relevant provisions of the Tax Laws. Hence, the ability of the Company, its shareholders and its material subsidiaries to derive these possible special tax benefits is dependent upon their fulfilling such conditions, which is based on business imperatives the Company may face in the future and accordingly, the Company, its shareholders and its material subsidiaries may or may not choose to fulfil.

The benefits discussed in the enclosed Annexure II and III cover the possible special tax benefits available to the Company, its shareholders and its material subsidiaries and do not cover any general tax benefits available to the Company, its shareholders and its material subsidiaries. Further, the preparation of the enclosed Annexure II and III and its contents is the responsibility of the Management of the Company and has been approved by the Board of Directors of the Company at its meeting held on 30 July 2024. We were informed that the Statement is only intended to provide general information to the investors and is neither designed nor intended to be a substitute for professional tax advice. Further, the benefits discussed in the Annexure II and III are not exhaustive. In view of the individual nature of the tax consequences and the changing tax laws, each investor is advised to consult his or her own tax consultant with respect to the specific tax implications arising out of their participation in the proposed initial public offering of equity shares of the Company (the “**Proposed Offer**”) particularly in view of the fact that certain recently enacted legislation may not have a direct legal precedent or may have a different interpretation on the possible special tax benefits, which an investor can avail. Neither we are suggesting nor advising the investors to invest money based on the Statement.

With respect to the possible special tax benefits of overseas material subsidiary (FirstCry Management DWC LLC) as listed below in Annexure I, the same has been reproduced by the management basis the confirmation received from the Tax Advisor of the overseas material subsidiary of the Company.

We conducted our examination in accordance with the “Guidance Note on Reports or Certificates for Special Purposes (Revised 2016)” (the “**Guidance Note**”) issued by the Institute of Chartered Accountants of India. The

Guidance Note requires that we comply with ethical requirements of the Code of Ethics issued by the Institute of Chartered Accountants of India.

We have complied with the relevant applicable requirements of the Standard on Quality Control (SQC) 1, Quality Control for Firms that perform Audits and Reviews of Historical Financial information, and Other Assurance and Related Services Engagements.

We do not express any opinion or provide any assurance as to whether:

- i) the Company and its shareholders will continue to obtain these possible special tax benefits in future; or
- ii) the conditions prescribed for availing the possible special tax benefits where applicable, have been/would be met with.

The contents of the enclosed Annexures are based on the information, explanation and representations obtained from the Company and its material subsidiaries, and on the basis of our understanding of the business activities and operations of the Company and its material subsidiaries.

Our views expressed herein are based on the facts and assumptions indicated to us. No assurance is given that the revenue authorities/ courts will concur with the views expressed herein. Our views are based on the existing provisions of the Tax Laws and its interpretation, which are subject to change from time to time. We do not assume responsibility to update the views consequent to such changes. We shall not be liable to the Company for any claims, liabilities or expenses relating to this assignment except to the extent of fees relating to this assignment, as finally judicially determined to have resulted primarily from bad faith or intentional misconduct. We will not be liable to the Company and any other person in respect of this Statement, except as per applicable law.

This report is addressed to and is provided to enable the Board of Directors of the Company to include this report in the Red Herring Prospectus ('RHP') and the Prospectus, prepared in connection with the Offering to be filed by the Company with the Securities and Exchange Board of India and the concerned stock exchanges. It is not to be used, referred to or distributed for any other purpose without our prior written consent.

For **Walker Chandio & Co LLP**

Chartered Accountants

Firm Registration No. 001076N/N500013

Huned Contractor

Partner

Membership No.: 041456

UDIN: 24041456BKFFGK9978

Date: 30 July 2024

Place: Mumbai

Annexure I

List of Direct and Indirect Tax Laws (“TAX LAWS”)

S.no	Details of tax laws
1	Income-tax Act, 1961 and Income Tax Rules, 1962 (read with Income Tax Rules, circulars, notifications) as amended by the Finance Act, 2024
2	Central Goods and Services Tax Act, 2017 read with corresponding Rules and Regulations
3	Integrated Goods and Services Tax Act, 2017 read with corresponding Rules and Regulations
4	State Goods and Services Tax Act, 2017 read with corresponding Rules and Regulations
5	Customs Act, 1962 read with corresponding Rules and Regulations
6	Customs Tariff Act, 1975
7	Foreign Trade (Development and Regulation) Act, 1992 (read with Foreign Trade Policy 2015-20)

LIST OF MATERIAL SUBSIDIARIES CONSIDERED AS PART OF THE STATEMENT

- Digital Age Retail Private Limited
- Globalbees Brands Private Limited
- Swara Baby Products Private Limited
- FirstCry Management DWC LLC (overseas jurisdiction – Dubai) **(Note 1)**

Note 1: With respect to the special tax benefits of overseas material subsidiary (FirstCry Management DWC LLC) as listed below, the same has been reproduced by the management basis the confirmation received from the Tax Advisor of the overseas material subsidiary of the Company:

Sr. No	Name of the Material Subsidiary	Nature of the Entity	Overseas Jurisdiction	Tax Advisors of the Material Subsidiary
1	FirstCry Management DWC LLC	Limited Liability Company	Dubai	Ramesh Ramu & Audit Associates

Annexure II

STATEMENT OF POSSIBLE SPECIAL TAX BENEFITS AVAILABLE TO THE COMPANY, ITS SHAREHOLDERS AND ITS MATERIAL SUBSIDIARIES UNDER THE APPLICABLE LAWS IN INDIA – INCOME TAX ACT, 1961 AND IN ANY RESPECTIVE COUNTRY (IN CASE OF MATERIAL SUBSIDIARY SITUATED OUTSIDE INDIA)

Benefits available to Brainbees Solutions Limited (Formerly known as Brainbees Solutions Private Limited) (“the Company”) including its Material Subsidiaries – viz. Digital Age Retail Private Limited (“Material Subsidiary 1”), Globalbees Brands Private Limited (“Material Subsidiary 2”), Swara Baby Products Private Limited (“Material Subsidiary 3”) and FirstCry Management DWC LLC (“Material Subsidiary 4”); and the Shareholders of the Company under the Income-tax Act, 1961 (read with Income Tax Rules, circulars, notifications) as amended by the Finance Act, 2024 (hereinafter referred to as “Indian Income Tax Regulations”) and Income Tax regulation of the respective country of the material subsidiary situated outside India.

1 Possible Special Tax Benefits available to the Company

- 1.1. As per Section 115BAA of the Income-tax Act, 1961 (“the Act”), a company has an option to pay income tax in respect of its total income at a concessional tax rate of 22% (plus applicable surcharge and cess) subject to satisfaction of certain conditions with effect from Financial Year 2019-20 (i.e., the Assessment Year 2020-21). Such option once exercised shall apply to subsequent assessment years.

In such a case, the Company will not be allowed to claim any of the following deductions / exemptions under the Act:

- (i) Deduction under Section 10AA of the Act (deduction for units in Special Economic Zone);
- (ii) Deduction under clause (iia) of sub-section (1) of Section 32 of the Act (Additional depreciation);
- (iii) Deduction under Section 32AD, Section 33AB, or Section 33ABA of the Act (Investment allowance in backward areas, Investment deposit account, site restoration fund);
- (iv) Deduction under sub-clause (ii) or sub-clause (iia) or sub-clause (iii) of sub-section (1) or sub-section (2AA) or sub-section (2AB) of Section 35 of the Act (Expenditure on scientific research);
- (v) Deduction under Section 35AD or Section 35CCC of the Act (Deduction for specified business, agricultural extension project);
- (vi) Deduction under Section 35CCD of the Act (Expenditure on skill development);
- (vii) Deduction under any provisions of Chapter VI-A other than of Section 80JJAA or Section 80M of the Act;
- (viii) Deduction under Section 80LA of the Act other than deduction applicable to a unit in the International Financial Services Centre, as referred to in sub-section (1A) of Section 80LA of the Act;
- (ix) No set off of any loss brought forward or unabsorbed depreciation from any earlier assessment year(s), if such loss or depreciation is attributable to any of the deductions referred from clause (i) to (viii) above; and
- (x) No set off of any loss or allowance for unabsorbed depreciation deemed so under Section 72A of the Act, if such loss or depreciation is attributable to any of the deductions referred from clause (i) to (viii) above.

Additionally, the provisions of Section 115JB of the Act i.e., MAT shall not apply to such a company on exercise of the option under Section 115BAA of the Act, as specified under sub-section (5A) of Section 115JB of the Act. It is also required to submit the prescribed form with the Income-tax authorities within the specified due date for filing Income-tax Return.

In this regard, from Assessment Year 2020-21 (relevant to Financial Year 2019-20) onwards, the Company has opted to be covered under the provisions of Section 115BAA of the Act and is eligible for a reduced tax rate of 22% (plus applicable surcharge and cess) subject to fulfilment of above conditions.

- 1.2. Under Section 80JJAA of the Act, the Company is entitled to a deduction of an amount equal to thirty per cent in respect of additional employee cost (relating to specified category of employees) incurred during the previous

year. Such deduction is available for a period of three assessment years effective from the year in which such employment is provided. The eligibility to claim the deduction is subject to fulfilment of prescribed conditions specified in sub-section (2) of Section 80JJAA of the Act. In addition, the Company is required to submit the prescribed form with the Income-tax authorities within the specified due date.

- 1.3. As per Section 80M of the Act, dividend received by the Company from any other domestic company, or a foreign company shall be eligible for deduction while computing its total income for the relevant year. The amount of such deduction would be restricted to the amount of dividend distributed by the Company up to one month prior to the date of filing of its Income-tax return for the relevant year. Since the Company has investments in Indian subsidiaries, foreign companies and other companies, it can avail of the above-mentioned benefit under Section 80M of the Act.
- 1.4. As per the provisions of Section 35D of the Act, the Company may be entitled to amortize preliminary expenditure, being specific expenditure incurred in connection with the issue for public subscription or being other expenditure as prescribed under this Section. This is subject to the specified limit under the Act i.e., maximum 5% of the cost of the project or 5% of the capital employed in the business of the company. The deduction is allowable for an amount equal to one-fifth of such expenditure for each of five successive previous years beginning with the previous year in which the business commences or as the case may be, the previous year in which the extension of the undertaking is completed, or the new unit commences production or operation.

2 Possible Special Tax Benefits available to the Material Subsidiaries of the Company

2.1. Subsidiary 1 viz Digital Age Retail Private Limited (“DARP”)

- 2.1.1. From Assessment Year 2020-21 (relevant to Financial Year 2019-20) onwards, DARP has opted to be covered under the provisions of Section 115BAA of the Act and is eligible for a reduced tax rate of 22% (plus applicable surcharge and cess) subject to fulfilment of conditions mentioned in point 1.1 above.
- 2.1.2. Under Section 80JJAA of the Act, DARP is entitled to a deduction of an amount equal to thirty per cent in respect of additional employee cost (relating to specified category of employees) incurred during the previous year. Such deduction is available for a period of three assessment years effective from the year in which such employment is provided. The eligibility to claim the deduction is subject to fulfilment of prescribed conditions specified in sub-section (2) of Section 80JJAA of the Act. In addition, DARP is required to submit the prescribed form with the Income-tax authorities within the specified due date.
- 2.1.3. As per the provisions of Section 80M of the Act, dividend received by DARP from any other domestic company or a foreign company shall be eligible for deduction while computing its total income for the relevant year. The amount of such deduction would be restricted to the amount of dividend distributed by DARP up to one month prior to due date of filing of its Income-tax return for the relevant year. Where DARP has investments in Indian subsidiary and other companies, if any, it may avail the above-mentioned benefit under Section 80M of the Act.

2.2. Subsidiary 2 viz Globalbees Brands Private Limited (“Globalbees”)

- 2.2.1. From Assessment Year 2022-23 (relevant to Financial Year 2021-22) onwards, Globalbees has opted to be covered under the provisions of Section 115BAA of the Act and is eligible for a reduced tax rate of 22% (plus applicable surcharge and cess) subject to fulfilment of conditions mentioned in point 1.1 above.
- 2.2.2. Under Section 80JJAA of the Act, Globalbees is entitled to a deduction of an amount equal to thirty per cent in respect of additional employee cost (relating to specified category of employees) incurred during the previous year. Such deduction is available for a period of three assessment years effective from the year in which such employment is provided. The eligibility to claim the deduction is subject to fulfilment of prescribed conditions specified in sub-section (2) of Section 80JJAA of the Act. In addition, Globalbees is required to submit the prescribed form with the Income-tax authorities within the specified due date.
- 2.2.3. As per the provisions of Section 80M of the Act, dividend received by Globalbees from any other domestic company, or a foreign company shall be eligible for deduction while computing its total income for the relevant year. The amount of such deduction would be restricted to the amount of dividend distributed by Globalbees upto one month prior to due date of filing of its Income-tax return for the relevant year. Where Globalbees has investments in Indian subsidiary and other companies, if any, it may avail the above-mentioned benefit under

Section 80M of the Act.

2.3. Subsidiary 3 viz Swara Baby Products Private Limited (“Swara Baby”)

- 2.3.1. From Assessment Year 2020-21 (relevant to Financial Year 2019-20) onwards, Swara Baby has opted to be covered under the provisions of Section 115BAA of the Act and is eligible for a reduced tax rate of 22% (plus applicable surcharge and cess) subject to fulfilment of conditions mentioned in point 1.1 above.
- 2.3.2. Under Section 80JJAA of the Act, Swara Baby is entitled to a deduction of an amount equal to thirty per cent in respect of additional employee cost (relating to specified category of employees) incurred during the previous year. Such deduction is available for a period of three assessment years effective from the year in which such employment is provided. The eligibility to claim the deduction is subject to fulfilment of prescribed conditions specified in sub-section (2) of Section 80JJAA of the Act. In addition, Swara Baby is required to submit the prescribed form with the Income-tax authorities within the specified due date.
- 2.3.3. As per the provisions of Section 80M of the Act, dividend received by Swara Baby from any other domestic company, or a foreign company shall be eligible for deduction while computing its total income for the relevant year. The amount of such deduction would be restricted to the amount of dividend distributed by Swara Baby up to one month prior to due date of filing of its Income-tax return for the relevant year. Where Swara Baby has investments in Indian subsidiary and other companies, if any, it may avail the above-mentioned benefit under Section 80M of the Act.

2.4. Subsidiary 4 viz Firstcry Management DWC LLC

- 2.4.1. As per the UAE direct tax laws, Corporate Income Tax is applicable to Firstcry Management DWC LLC from 1st April 2024. Since, Firstcry Management DWC LLC is incorporated and operated under Dubai Aviation City Corporation Free Zone, Firstcry Management DWC LLC is eligible to avail benefit of 0% Corporate Tax subject to certain conditions being fulfilled by the Company. Firstcry Management DWC LLC is in the process of evaluating the possible special tax benefits and best suited solution.

3 Possible Special Tax Benefits available to the Shareholders of the Company

- 3.1. Dividend income earned by the shareholders would be taxable in their hands at the applicable rates. However, in the case of a domestic corporate shareholder, benefit of deduction under Section 80M of the Act would be available on fulfilling the conditions (as discussed in 1.3 above).

In case of the shareholders who are individuals, Hindu Undivided Family, Association of Persons, Body of Individuals, whether incorporated or not and every artificial juridical person, the surcharge would be restricted to 15%, irrespective of the amount of dividend.

Further, the shareholders would be entitled to take credit of the Tax Deducted at Source, if any, by the Company against the taxes payable by them.

- 3.2. As per Section 112A of the Act, long-term capital gains arising from the transfer of an equity share on which securities transaction tax ("STT") is paid at the time of acquisition and sale, shall be taxed at the rate of 10% (without indexation) of such capital gains. This is subject to fulfilment of prescribed additional conditions as per Notification No. 60/2018/F. No.370142/9/2017-TPL dated 01 October 2018. It is worthwhile to note that tax shall be levied where such aggregate capital gains exceed INR 1,00,000/- in a year.

Further, the Finance Act 2024 restricts surcharge to 15% in respect of long-term capital gain arising from any capital asset

- 3.3. As per Section 90(2) of the Act, non-resident shareholders will be eligible to take the beneficial provisions under the respective Double Taxation Avoidance Agreement ("DTAA"), if any applicable to such non-residents. This is subject to fulfilment of conditions prescribed to avail treaty benefits.

Further, any income by way of capital gains or dividend accruing to non-residents may be subject to withholding tax per the provisions of the Act or under the relevant DTAA, whichever is beneficial to such non-resident. However, where such non-resident has obtained a lower withholding tax certificate from the tax authorities, the

withholding tax rate would be as per the said certificate. The non-resident shareholders can also avail credit of any taxes paid by them, subject to local laws of the country in which such shareholder is resident.

4 Notes:

- 4.1. These possible special tax benefits are dependent on the Company or its shareholders or its Material Subsidiaries fulfilling the conditions prescribed under the relevant provisions of the Indian Income Tax Regulation. Hence, the ability of the Company or its shareholders or its material subsidiaries to derive the possible special tax benefits is dependent upon fulfilling such conditions, which based on the business imperatives, the Company or its material subsidiaries or its shareholders may or may not choose to fulfil.
- 4.2. The possible special tax benefits discussed in the Statement are not exhaustive and is only intended to provide general information to the investors and hence, is neither designed nor intended to be a substitute for professional tax advice. Given the individual nature of the tax consequences and the changing tax laws, each investor is advised to consult his or her tax consultant for the specific tax implications arising out of their participation in the issue.
- 4.3. The Statement has been prepared on the basis that the shares of the Company are proposed to be listed on a recognized stock exchange in India.
- 4.4. The Statement is prepared on the basis of information available with the Management of the Company and there is no assurance that:
 - i. the Company or its shareholders or its material subsidiaries will continue to obtain these possible special tax benefits in future;
 - ii. the conditions prescribed for availing the possible special tax benefits have been / would be met with; and
 - iii. the revenue authorities / courts will concur with the view expressed herein.

The above views are based on the existing provisions of laws and its interpretation, which are subject to change from time to time.

For and on behalf of Brainbees Solutions Limited (Formerly known as Brainbees Solutions Private Limited)

Name : Gautam Sharma
Designation : Group Chief Financial Officer
Place : Pune
Date : July 30, 2024

Annexure III

STATEMENT OF POSSIBLE SPECIAL TAX BENEFITS AVAILABLE TO THE COMPANY, ITS SHAREHOLDERS AND ITS MATERIAL SUBSIDIARIES UNDER THE APPLICABLE INDIRECT TAX REGULATIONS IN INDIA AND IN RESPECTIVE COUNTRIES (IN CASE OF MATERIAL SUBSIDIARIES SITUATED OUTSIDE INDIA)

Benefits available to Brainbees Solutions Limited (Formerly known as Brainbees Solutions Private Limited) (“The Company”) including its Material subsidiaries viz. (i) Digital Age Retail Private Limited (ii) Globalbees Brands Private Limited, (iii) Swara Baby Products Private Limited and (iv) FirstCry Management DWC LLC and the shareholders of the Company under the Central Goods and Services Tax Act, 2017, Integrated Goods and Services Tax Act, 2017, respective State Goods and Services Tax Act, 2017, Customs Act, 1962, Customs Tariff Act, 1975 as amended read with the rules and regulations under each of these statutes, the Foreign Trade (Development and Regulation) Act, 1992 (read with Foreign Trade Policy 2015-20) as well as Indirect tax laws in respective countries (in the case of material subsidiaries situated outside India) (collectively referred to as “Indirect Tax Regulations”) are as under:

1. Special Tax Benefits available to the Company

The company is engaged in the business of buying, selling, advertising, promoting baby and kids products and Fast Moving Consumer Goods ('FMCG') goods through various business partners. The company also runs pre-school business for kids through various franchisee partners in India.

The company discharges GST on outward transactions wherever applicable and utilizes input tax credit for the purpose of discharging GST liability.

The company is also engaged in undertaking exports without payment of GST under a Letter of Undertaking ('LUT').

Besides, the company claims Duty drawback and avails benefits of schemes such as Remission of Duties and Tax on Exports Products Scheme ('RoDTEP' scheme), Scheme for Rebate of Rebate of State and Central Taxes and Levies on Export of Garments and Made-ups" ('RoSCTL' scheme).

Apart from above, none of any special indirect tax benefits are available to the company under the Indirect Tax Regulations in India.

2. Special Tax Benefits available to Material Subsidiaries of the Company

I. Digital Age Retail Private Limited

Digital Age Retail Private Limited is engaged in the business of buying, selling, and dealing in baby and kids products.

Digital Age Retail Private Limited discharges GST on outward transactions wherever applicable and utilizes input tax credit for the purpose of discharging GST liability.

Digital Age Retail Private Limited imports specific goods at a concessional rate of customs duty from specific countries under the South Asian Preferential Trade Arrangement ('SAPTA')

Apart from above, none of any special indirect tax benefits are available to Digital Age Retail Private Limited under the Indirect Tax Regulations in India.

II. Globalbees Brands Private Limited

Globalbees Brands Private Limited is a direct-to-consumer (D2C) venture that aggregates and invests in e-commerce brands and helps the brands scale and transform their digital impression.

Globalbees Brands Private Limited discharges GST on outward transactions wherever applicable and utilizes input tax credit for the purpose of discharging GST liability.

Globalbees Brands Private Limited was engaged in undertaking exports without payment of GST under a Letter of Undertaking ('LUT') till 03 August 2022, thereafter it has stopped undertaking exports.

Globalbees Brands Private Limited was claiming Duty drawback and was availing benefits under the Remission of Duties and Tax on Exports Products Scheme ('RoDTEP' scheme) till 03 August 2022.

Apart from above, none of any special indirect tax benefits are available to Globalbees Brands Private Limited under the Indirect Tax Regulations in India.

III. Swara Baby Products Private Limited

Swara Baby Products Private Limited is engaged in the business of manufacturing and dealing in baby care products mainly in diapers for kids.

Swara Baby Products Private Limited discharges GST on outward transactions wherever applicable and utilizes input tax credit for the purpose of discharging GST liability.

Swara Baby Products Private Limited is engaged in undertaking exports without payment of GST under a Letter of Undertaking ('LUT').

Swara Baby Products Private Limited has imported machinery under the Export Promotion Capital Goods (EPCG) Scheme in FY 2021-22.

Swara Baby Products Private Limited imports specific raw materials at a concessional customs duty rate under Notification No 50/2017-Customs dated 30 June 2017.

Swara Baby Products Private Limited claims Duty drawback and avails benefits under Remission of Duties and Tax on Exports Products Scheme ('RoDTEP' scheme).

Apart from above, none of any special indirect tax benefits are available to Swara Baby Products Private Limited under the Indirect Tax Regulations in India.

IV. FirstCry Management DWC LLC

UAE Value-Added Tax or VAT is a tax on the consumption or use of goods and services levied at the point of sale. VAT is charged at each step of the 'supply chain'. End consumers generally bear the VAT cost while registered businesses collect and account for the tax, in a way acting as a tax collector on behalf of the Tax Authorities. Value Added Tax (VAT) is implemented from January 1, 2018 in UAE.

VAT is applicable to Firstcry Management DWC LLC at 5% standard rate where the place of supply of service is UAE. For export of services, the VAT is zero rated. Further, Firstcry Management DWC LLC is also entitled to avail eligible input tax credit of the VAT paid on the corresponding purchases which can be utilized against the output liability.

Apart from above, there are no special Indirect tax benefits including under UAE Customs available to Firstcry Management DWC LLC in UAE. Firstcry Management DWC LLC needs to file VAT returns on a quarterly basis within 28 days of the end of the quarter

3. Special Tax Benefits available to Shareholders of the Company

The shareholders of the company are not required to discharge any GST on transaction in securities of the company. [Securities are excluded from the definition of Goods as defined u/s 2(52) of the Central Goods and Services Tax Act, 2017 as well as from the definition of Services as defined u/s 2(102) of the Central Goods and Services Tax Act, 2017].

Apart from above, the shareholders of the company are not eligible to special tax benefits under the provisions of the Customs Tariff Act, 1975 and / or Central Goods Services Tax Act, 2017, Integrated Goods and Services Tax Act, 2017, respective Union Territory Goods and Services Tax Act, 2017, respective State Goods and Services Tax Act, 2017, Goods and Services Tax (Compensation to States) Act, 2017 including the relevant rules, notifications and circulars issued there under as well as the Foreign Trade (Development and Regulation) Act, 1992 (read with Foreign Trade Policy 2015-20).

For and on behalf of **Brainbees Solutions Limited (Formerly known as Brainbees Solutions Private Limited)**

Name: Gautam Sharma

Designation: Group Chief Financial Officer

Place: Pune

Date: July 30, 2024

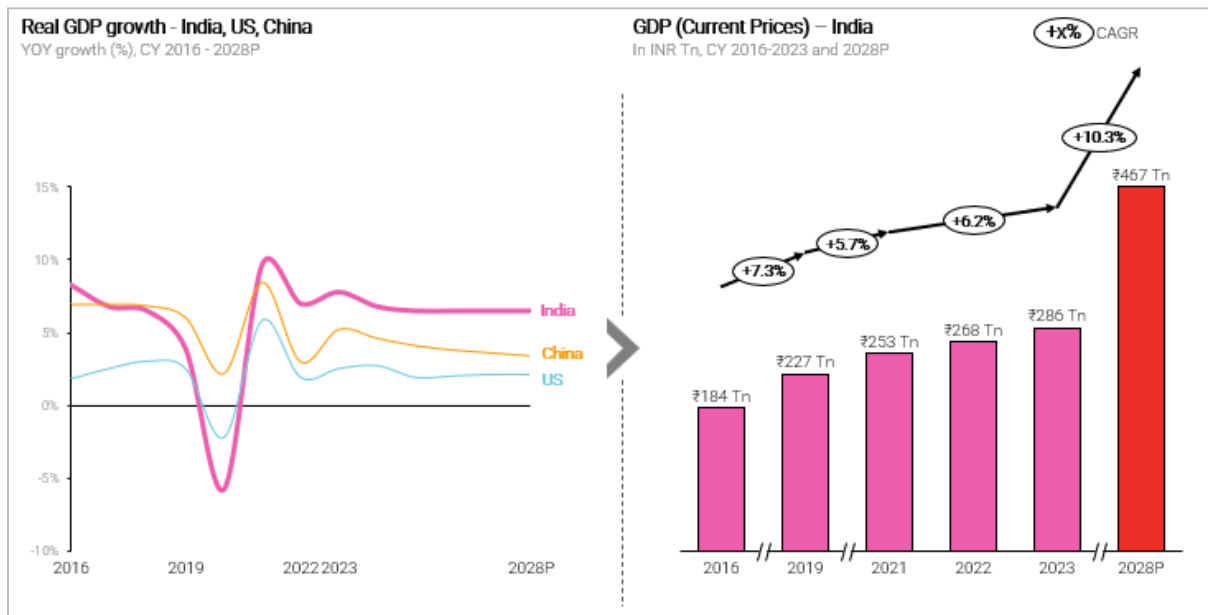
SECTION IV: ABOUT OUR COMPANY

INDUSTRY OVERVIEW

Unless otherwise indicated, the information in this section is derived from the industry report titled “Childcare Market in India” dated July 11, 2024 prepared by RedSeer (the “RedSeer Report”). A copy of the RedSeer Report is available on the website of our Company at <https://www.firstcry.com/investor-relations/material-documents/>. We have commissioned and paid for the RedSeer Report for the purposes of confirming our understanding of the industry exclusively in connection with the Offer. We officially engaged RedSeer in connection with the preparation of the RedSeer Report pursuant to an engagement letter dated February 16, 2022 read with an addenda dated September 13, 2023 and December 26, 2023. The RedSeer Report has been reproduced in full in this section. There are no parts, data or information (which may be relevant for the Offer) of the RedSeer Report, that have been left out or changed in any manner. Unless otherwise indicated, all financial, operational, industry and other related information derived from the RedSeer Report and included herein with respect to any particular year, refers to such information for the relevant year.

Any potential investor in the Equity Shares should pay particular attention to the fact that we are subject to extensive regulatory environments that may differ significantly from one jurisdiction to another. For further details and risks in relation to commissioned reports, see “Risk Factors — Internal Risk Factors — Certain sections of this Red Herring Prospectus contain information from the RedSeer Report which has been prepared exclusively for the Offer and exclusively commissioned and paid for by us. There can be no assurance that such report is complete, and any reliance on such information for making an investment decision in the Offer is subject to inherent risks.” on page 133.

India Macroeconomic Factors



Source(s): IMF (World Economic Outlook April '24)

With a gross domestic product ("GDP") of approximately ₹286 trillion (approximately US\$3.6 trillion) in 2023, India is the fifth-largest economy according to the World Economic Outlook database. India witnessed an annualized GDP growth of approximately 7.3% from 2016 to 2019 and has consistently been one of the fastest-growing economies. Despite the adversities of Covid, the Indian economy showcased resilience, propelled by a resurgence in the services sector, a full recovery in manufacturing, and sustained growth in the agriculture sector. India's nominal GDP is further projected to grow by approximately 10% between 2023-2028 making it a ₹467 trillion (approximately US\$5.8 trillion) economy by 2028 underpinned by an expansion in the manufacturing sector, continued services sector resilience, and global economic integration such as through Free Trade Agreements. As per 'The World Economic Outlook April '24' published by the IMF, India is projected to become the third largest economy in the world by 2027.

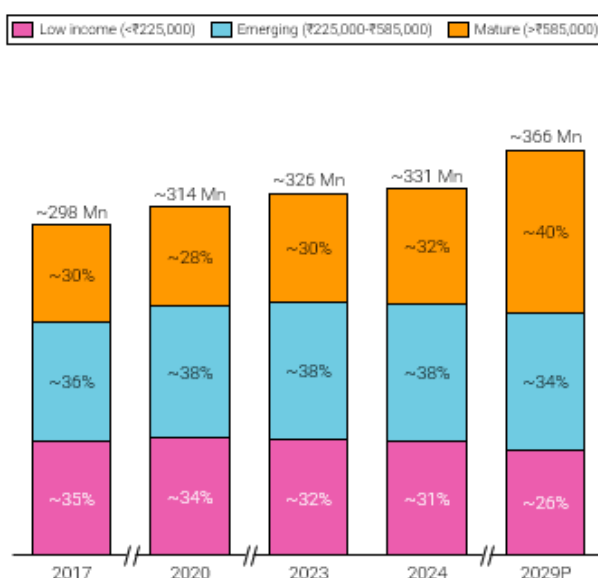
Gross National Income ('GNI') has been consistently growing

GNI per capita of India increased from approximately ₹117,000 (approximately US\$1,463) in 2016 to approximately ₹148,500 (approximately US\$1,856) by 2019, growing at a CAGR of approximately 8%. The fast-growing middle-class population, forming the majority of the population, and shifting of the labor force from the agricultural sector to the services sector are key factors leading to an increase in GNI in India. The COVID-19 pandemic-induced lockdowns resulted in a high unemployment rate and a drop in income levels, leading to a decrease in GNI per capita in 2020. However, GNI per capita witnessed a strong recovery between 2020 and 2023, growing at a CAGR of approximately 13% to reach ₹208,000 (approximately US\$2,600) in 2023.

Economic growth in India is further expected to be driven by increasing private final consumption expenditure ("PFCE") in the next five years. As per the World Bank, India's PFCE was estimated to be approximately ₹171 trillion (approximately US\$2.14 trillion) in 2023, which is projected to become ₹280-290 trillion (approximately US\$3.5-3.6 trillion) by 2028.

Households in India split by annual income

In Mn, by %, FY 2017-2024, 2029P

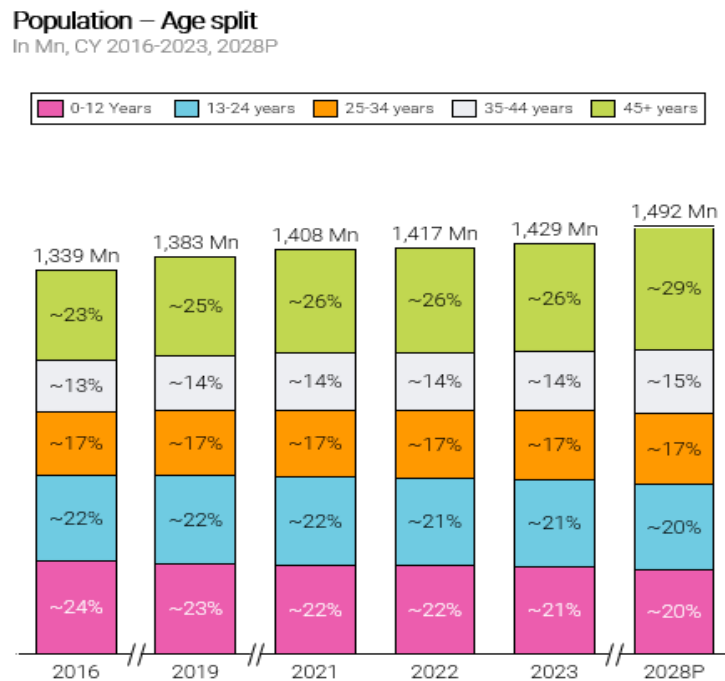


Source(s): Redseer Research

Note: 1. Total might not add to 100% due to rounding

India's large population (approximately 1.4 billion) with increasing household income is a key driving factor in the growth in PFCE. India had lower consumption expenditure as a percentage of GDP at 60% in 2023 when compared to developed countries like USA where consumption expenditure is estimated at approximately 69% of GDP in 2022, indicating significant headroom for growth in the future. The emerging and mature income households in India accounted for approximately 69% of households in India in the Financial Year 2024. This is projected to become approximately 74% of total households in India by the Financial Year 2029. These households will drive the consumption in the future.

India is among the youngest nations in the world, with 306 million children between the ages of 0 and 12 as of 2023



Source(s): Secondary Research (United Nations), World Bank, Redseer Research, Redseer Analysis
Note(s): 1. Reference date- 1st July of respective years; 2. Total might not add to 100% due to rounding

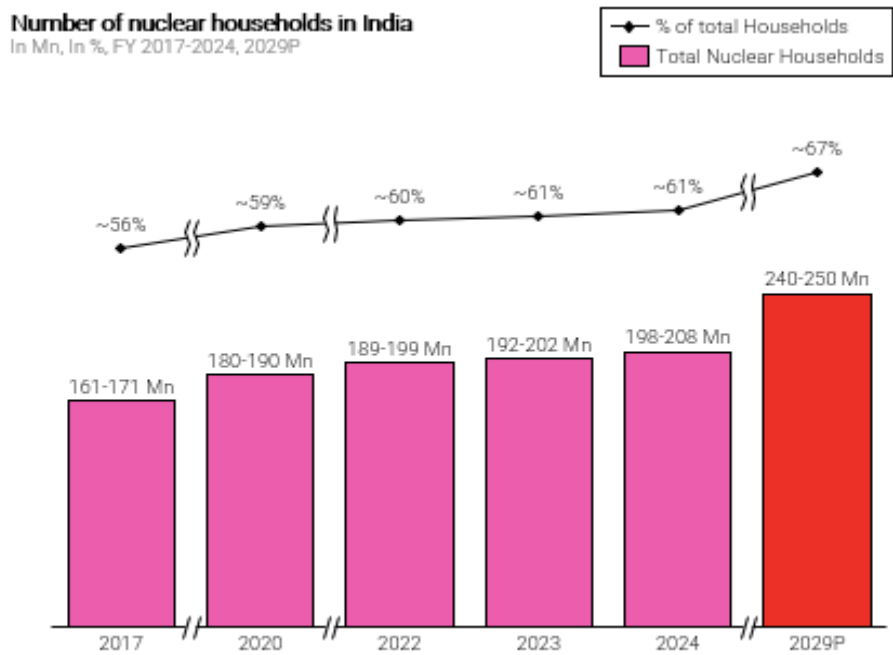
India is among the youngest nations in the world, with a median age of approximately 28 years, as of 2023, resulting in a young and tech-savvy population with a higher propensity to adopt new trends. India has the largest population of children globally, with approximately 306 million children under 12 years of age as of July 1, 2023, with a birth rate of 16.3 births per thousand people in 2022. Population aged 0-12 accounts for approximately 21% of India's population as of 2023.

Millennials (population born between 1981 and 1996) and Generation Z (population born between 1997 and 2012) are driving the digital adoption and consumption growth in India.

India has one of the largest urban populations globally, that is growing at a fast pace to meet global benchmarks

With approximately 520 million people living in urban areas as of the Financial Year 2024, India has one of the largest urban populations in the world. Urbanization in India is low (36% in the Financial Year 2024 as against 59-85% across developed and maturing economies) when compared to global peers. Urban population in India is projected to increase from approximately 36% of the population in the Financial Year 2024 to approximately 39% by the Financial Year 2029 reaching an estimated approximately 582 million. Urbanization is expected to drive substantial investments in infrastructure development, which, in turn, is expected to lead to job creation, development of modern consumer services, and increased ability to mobilize savings and consumption. Urbanization will also concurrently lead to rising disposable incomes which will lead to higher spend on discretionary items. Urban areas are also a hub of digitally driven consumption since internet connectivity is omnipresent and digital payment systems facilitate online shopping and use of on-demand services.

Families in India are increasingly becoming nuclear, driving change in household spending patterns



Source(s): India Census, United Nations, Redseer Research

Note(s): 1. Nuclear Families include “Couple only” households, “Couple with children” households, and “Single parent with children” households; 2. The share of nuclear households as a share of total households has been calculated using the mid-point of the number of nuclear households in India

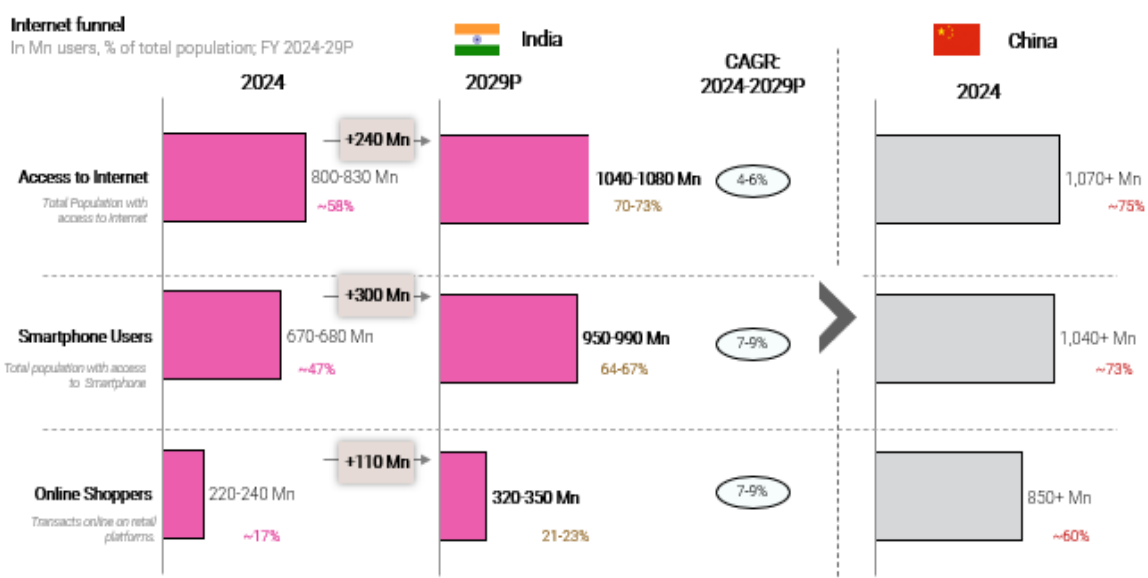
India is witnessing a rise in the number of households as the average household size shrinks. This trend is underpinned by economic factors such as migration to Metro and Tier 1 cities for employment opportunities, making having nuclear families more practical. Additionally, individuals are increasingly seeking independence and autonomy in their lifestyle choices, and societal norms are gradually evolving to accept and even prefer nuclear families. Nuclear households are expected to grow from 198-208 million in the Financial Year 2024 to reach 240-250 million by the Financial Year 2029, accounting for 67% of the total households. An increasing proportion of nuclear families is expected to drive consumption as nuclear families purchase multiple products instead of sharing common household products as joint families do.

Share of working women is fast-growing in India with a large headroom to grow further

India has been adding 15-20 million people to its workforce each year until 2022, with Tier 2 and Tier 3 cities driving a significant share of this growth. The working population ratio (defined as the percentage of the working population within the working-age population) has been relatively stable in the range of 50-55% in the past 4 years. As per the World Bank’s national estimate, the female labour force participation rate increased from approximately 22% in 2018 to approximately 28% in 2020 and further accelerated to 30% in 2022. The growth has been due to a reduction in barriers for working women driven by increasing adoption and development of workplace childcare services coupled with a changing work environment caused by the COVID-19 pandemic.

India Digitization Trends

Internet users in India, estimated at 800-830 million in the Financial Year 2024 are projected to grow to approximately 1.1 billion by the Financial Year 2029



Source(s): Redseer Research, Redseer Analysis

Note(s): 1. Users here indicate an estimated number of unique individuals; and estimated based on various public sources and databases; Online Shoppers refers to people who purchase products online

India's internet adoption has more than doubled in the last 5 years from 330-350 million unique internet users in the Financial Year 2017 to 800-830 million unique users in the Financial Year 2024, implying an internet penetration of approximately 58% of the population in comparison to approximately 75% in China in the Financial Year 2024. Total Internet users in India are projected to increase to 1,040-1,080 million by the Financial Year 2029, implying an internet penetration of 70-73%. In the Financial Year 2024, there are 670-680 million smartphone users in India, projected to grow at a CAGR of 7-9% to reach 950-990 million by the Financial Year 2029.

The factors driving India's digital growth story such as the availability of low-cost smartphones from local as well as global brands, and low-cost reliable broadband internet (4G and 5G connections), along with key government initiatives like Jan Dhan, Aadhar, and UPI, among others, are expected to remain robust and will continue to drive the growth in smartphone and internet user base going forward. Additionally, the COVID-19 pandemic-induced wave of digital adoption has further bolstered the growth of online shoppers in India.

Internet users in India are one of the highest consumers of data globally and very active on social media

India has one of highest data consumption rates at 31GB per smartphone per month, 48% higher than the global average of 21GB as of the Financial Year 2024. This is driven by one of lowest cost of data at approximately ₹13/GB (approximately US\$0.16/GB) in India as compared to global average of approximately ₹207/GB (approximately US\$2.59/GB) as of the Financial Year 2024. The data consumption saw a growth of approximately 101% between the Financial Year 2021 and the Financial Year 2024 due to changing digital user behaviours during COVID-19 lockdown where they spent more time on their smartphones.

Increasing smartphone usage and data consumption led to rapid growth of social media users in India with an estimated monthly active user base of approximately 475 million in the Financial Year 2023 on social media platforms, as against 160-200 million active users in the Financial Year 2017.

India has an estimated 220-240 million online shoppers in the Financial Year 2024 which is expected to reach 320-350 million by the Financial Year 2029

Online shoppers in India, defined as individuals who purchase products online at least once a year, are expected to increase from 220-240 million in the Financial Year 2024 to 320-350 million by the Financial Year 2029. This growth represents a CAGR of 7-9%, with a penetration rate of 21-23% of the total population in the Financial Year 2029. Increasing geographic coverage, COVID-19 driven adoption of online services across all city tiers,

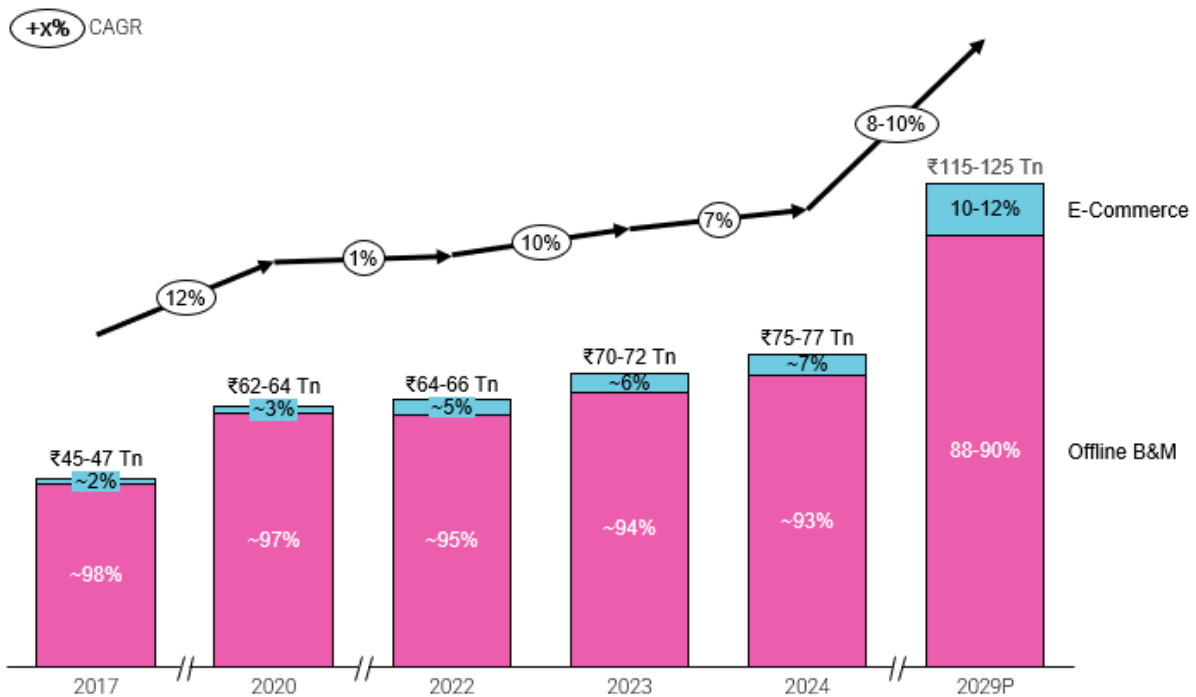
rise in convenience-seeking customers, and development of robust online payments solutions are expected to drive the growth of online shoppers in India.

Tier 2+ cities will be the engine of growth in online shoppers between the Financial Year 2024 and the Financial Year 2029. Between the Financial Year 2024 to the Financial Year 2029, an estimated 80-90 million new online shoppers are projected to come from Tier 2+ cities. This growth is majorly driven by emerging e-commerce models primarily targeting customers in Tier 2+ cities such as Value Commerce. Pan India Coverage by e-commerce Logistics service providers is enabling e-commerce companies to grow and service online shoppers in Tier 2+ cities.

India Retail Market and e-Commerce

The Indian retail market has exhibited robust growth and has bounced back post COVID to reach ₹75-77 trillion (approximately US\$938 billion-963 billion) in the Financial Year 2024 and is expected to continue this growth trajectory to reach ₹115-125 trillion (approximately US\$1.4-1.6 trillion) by the Financial Year 2029

Overall retail market in India
In INR Tn, FY 2017-2024, 2029P



Source: Redseer Research, Redseer Analysis

Note: 1. CAGR is computed based on the mid-points of ranges; 2. US\$1 = ₹80

The Indian retail market grew at a CAGR of 12% between the Financial Year 2017 and the Financial Year 2020, to reach ₹62-64 trillion (approximately US\$775-800 billion) by the Financial Year 2020. The rise in consumption and income, the growth of Emerging and Mature Income Households, and increasing demand from Tier 2+ cities and towns, supported by robust logistics infrastructure, led to the soaring growth of the retail market in India. However, the market was significantly impacted due to the COVID-19 pandemic in the Financial Year 2021. While the first wave of the Covid-19 pandemic impacted demand, the impact of second and subsequent waves of Covid-19 have been lesser owing to better preparedness of the administration and due to substantial vaccine coverage among the Indian population. Consequently, the retail market in India rebounded in the Financial Year 2023, growing by 10%, propelled by resurgent consumer demand, enhanced retail infrastructure, and easing of pandemic-related restrictions. This resilience continued into the Financial Year 2024, with the market growing by 7%.

The retail market in India is expected to grow at pace with GDP to reach ₹115-125 trillion (approximately US\$1.4-1.6 trillion) by the Financial Year 2029 growing at a CAGR of 8-10%. approximately 80% of the Indian retail market was unorganized in the Financial Year 2024. Organized retail segment is growing faster than the

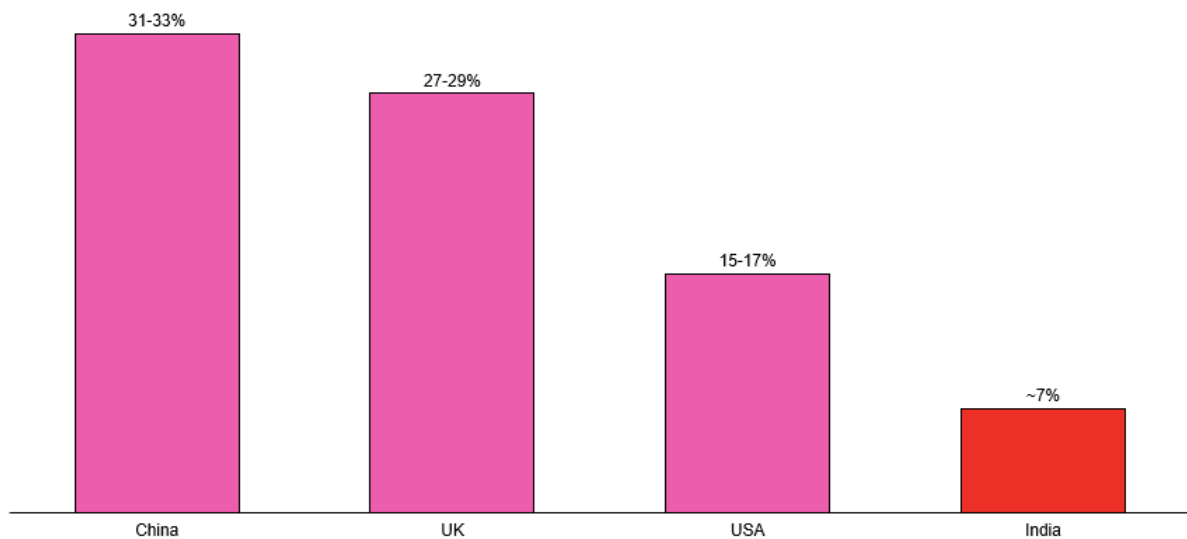
unorganized segment due to the increasing footprint of organized brick and mortar retailers, robust growth of e-commerce in India and favourable government policies like GST, among others.

India E-Commerce Market

The emergence of digital channels is disrupting the retail landscape in India with e-commerce channels accounting for approximately 7% of India’s retail market in the Financial Year 2024

The e-commerce market in India has grown at a CAGR of approximately 26% between the Financial Year 2017 and the Financial Year 2020. As of the Financial Year 2024, the e-commerce market size in India was ₹4,880-5,040 billion (approximately US\$61-63 billion) and is expected to grow at a CAGR of approximately 20% to reach ₹12,480-12,640 billion (approximately US\$156-158 billion) by the Financial Year 2029, with e-commerce penetration at 10-12% in the Financial Year 2029. Rising internet penetration, higher disposable income, rising urbanization, and higher awareness and online services adoption are enabling the growth of e-commerce. Further, higher expansion in Tier 2+ cities and towns and the emergence of new e-commerce models such as Direct to Consumer (“D2C”) and value commerce will also drive the growth of e-commerce in India. E-commerce penetration in India is low at approximately 7% in the Financial Year 2024 when compared to China, the UK, and the USA, with e-commerce penetration of 31-33%, 27-29%, and 15-17% respectively. The COVID-19 pandemic led to two key behavioural changes among Indian consumers - more users started adopting e-commerce that led to a spike in new-user growth on e-commerce platforms and rise in order frequency of existing Online Shoppers due to growth in grocery purchase, growth of e-commerce long-tail segments, and increasing customer adoption of online channels across categories such as mobile, fashion, beauty, and home and furnishing.

e-Commerce Penetration in India (as a share of overall retail market) and global benchmarks
% of total, FY2024



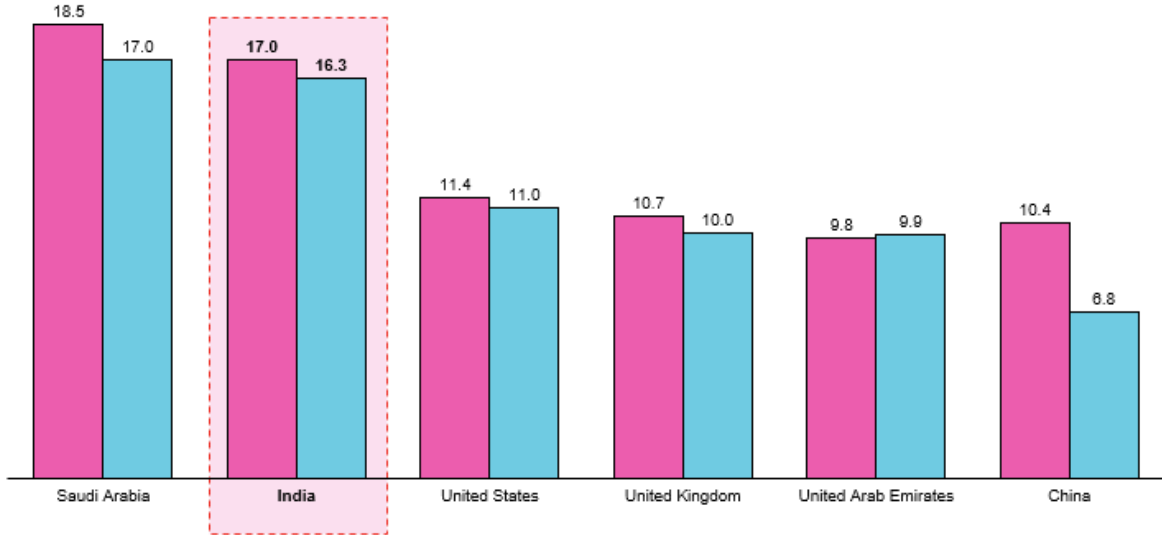
Source: Redseer Research, Redseer Analysis

India Childcare Market

India has one of the highest birth rates globally, with 16.3 births per thousand people in 2022. The annual birth rate of India is approximately 1.5x of developed economies. While India witnessed a small decline in birth rates due to Covid, the decline was smaller than that seen in other countries. The decline in birth rates in India during Covid was primarily attributable to apprehensions about hospital visits, an unpredictable vaccine landscape, and economic uncertainty. However, with high vaccination rates and strong economic resilience witnessed post-Covid, India's birth rate is expected to rebound strongly in the coming years which is reflected in the record levels of marriages witnessed in the recent past.

Birth rate in India and global benchmarks
Per thousand population, CY 2019, 2022

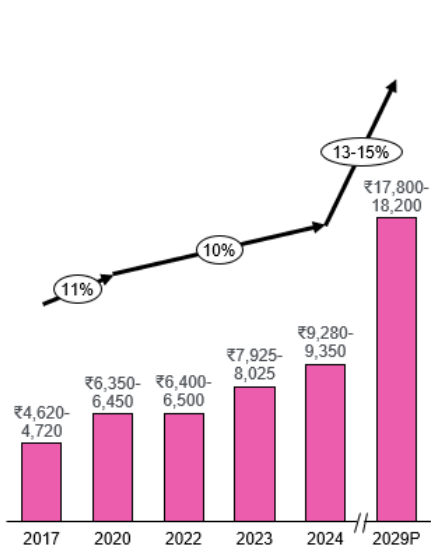
2019 2022



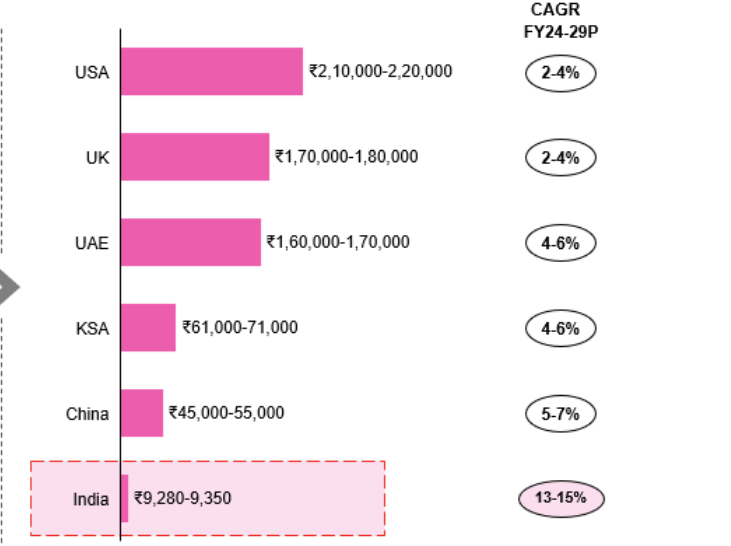
Source: World Bank
Note: 1. Population as of July 1; Latest data available is for 2022 (World Bank)

Childcare Products spending in India is currently nascent and is projected to grow faster than key global markets

Spend per child on Childcare products in India
In INR, FY 2017-2024, 2029P



Global benchmarks – spend per child on Childcare products
In INR, FY 2024

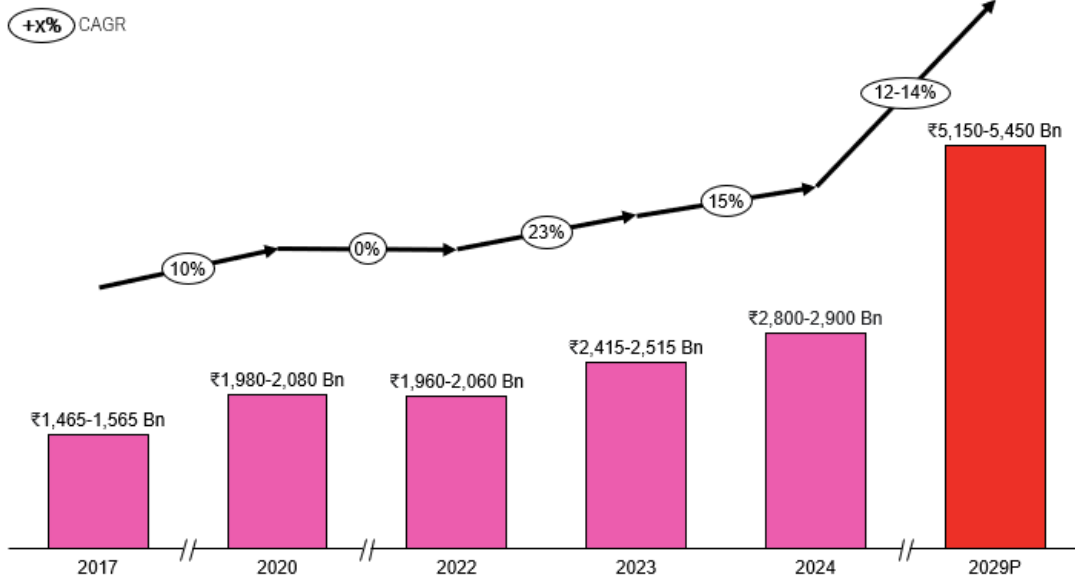


Source: Redseer Research, Redseer Analysis
Note: 1. Childcare products include apparel (clothing, footwear, and accessories), consumables (diapering, bath & skin care, baby food etc.), toys & games, hard goods (Prams, feeding bottles, nursery & safety gears) and others that are used by children in the age group of 0-12 years; 2. US\$1= ₹80 3. CAGR is computed based on the mid-points of ranges

Childcare Products spending per capita in India is currently nascent, at only ₹9,280-9,350 in the Financial Year 2024. It is projected to grow faster than those in mature markets, at a CAGR of 13-15% from the Financial Year 2024 to the Financial Year 2029 (compared to 2-4% for USA and 5-7% for China). The growth in per capita spending on Childcare Products in India is projected to be among the fastest globally. This is driven by increasing awareness of childcare, child health, and wellness, rising disposable incomes, and shifting customer perceptions that regard spending on Childcare Products as essential. This change is due to the non-discretionary nature of childcare expenses, for which there is a perpetual need.

The Childcare Products Market in India is estimated to grow at a CAGR of 12-14% from ₹2,800-2,900 billion (approximately US\$35-36 billion) in the Financial Year 2024 to reach ₹5,150-5,450 billion (approximately US\$64-68 billion) by the Financial Year 2029

Childcare products market size - India
In INR Bn, FY 2017-2024, 2029P



Source: Redseer Research, Redseer Analysis
Note: 1. CAGR is computed based on the mid-points of ranges

The Indian Childcare Products market grew at a CAGR of 10% pre-COVID-19 to reach ₹1,980-2,080 billion (approximately US\$25-26 billion) in the Financial Year 2020. Between the Financial Year 2021 and the Financial Year 2024, the market experienced a substantial post-COVID-19 rebound and expanded at a CAGR of approximately 19% to reach ₹2,800-2,900 billion (approximately US\$35-36 billion) in the Financial Year 2024.

The Childcare Products market in India is projected to grow at a CAGR of 12-14% to reach ₹5,150-5,450 billion (approximately US\$64-68 billion) by the Financial Year 2029 as parents are increasingly shifting their preferences towards branded Childcare Products, especially in categories like apparel and consumables, basis increase in disposable income and rising concern towards health and safety of children.

The market comprises both vertical and horizontal players, vertical players have single childcare product category (e.g. apparel) focused value propositions, whereas horizontals operate across childcare products' categories. With multiple kids-only exclusive brand outlets (EBOs) in the mid-to-premium and premium segment, there is a market opportunity in the value segment for a "kids-only" player. Within the organized offline B&M market for childcare products, customer preference is shifting towards Specialty Mothers, Babies, and Kids Retailers, which offer a one stop solution for all the children needs. Historically, except for health & food in Childcare products, the Childcare market has been low on brand penetration, and within the branded childcare products, there are only a handful number of large multi-category childcare product brands.

The growth in the India Childcare Products Market is driven by the below key factors:

Increase in demand due to rising adoption of Childcare Products and increasing disposable income: Rising awareness among parents about the importance of baby health and hygiene and increasing disposable income have increased adoption and demand of Childcare Products.

Impact of shorter replacement cycles: Fast evolving needs of babies and children in age of 0-12 have resulted in shorter product replacements cycles and higher purchase frequency.

Increase in penetration across Tier 2+ Cities and Towns: A majority of childcare product companies are expanding their presence in Tier 2 and Tier 3 cities because of increasing demand from customers in these regions. This is due to the fact that customers are becoming more aware of childcare products, are increasingly more

concerned about their children's safety and well-being, and the number of customers with paying capacity for these products is also seeing a steady increase driven by rising disposable incomes.

Increase in price due to premiumization: Customers are willing to pay a premium due to a shift in preference towards branded products and a rise in the quality of branded products offered in the market.

Key characteristics and trends of the India Childcare Products market:

The India Childcare Products market is witnessing the following characteristics and key trends:

Perpetual market with non-discretionary nature of spends: Childcare is an important and perpetual need. Customers view Childcare Products expenses as essential expenses which they would continue to cater for the child's requirement.

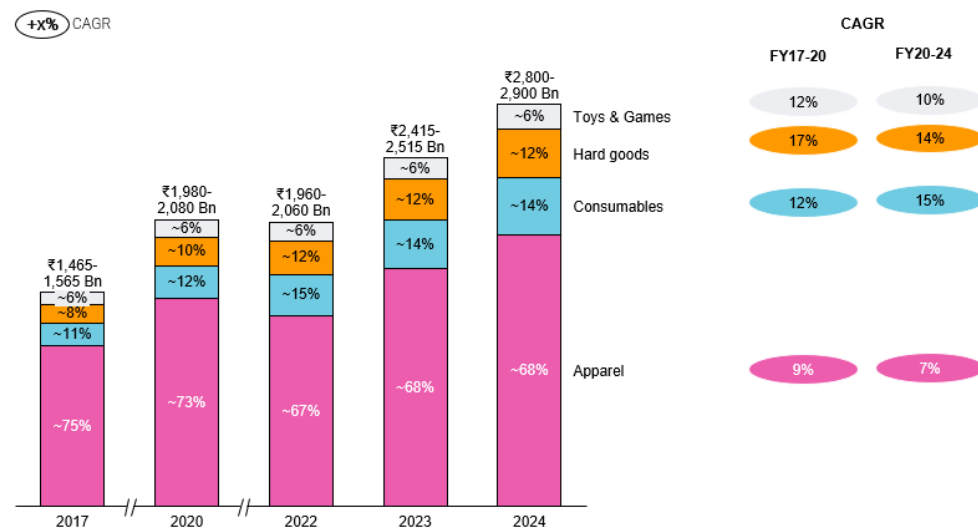
Trust based nature of Childcare Products commerce: Given the sensitivity associated with maternity and Childcare, the market necessitates existence of platforms providing trusted parenting knowledge and access to a trusted community of parents.

Fragmented supply with lack of sizable, specialty brands: Customers of Childcare Products are shifting towards branded products at Specialty Mothers, Babies, and Kids' Retailers offering a one stop solution for all Childcare needs. India's Childcare Products market is currently not well equipped to cater to these emerging customer preferences due to the limited number of Childcare focused brands. The limited number of brands has led to limited Childcare Products assortments, less personalized product offerings, lack of democratized access to Childcare related information and poor product quality.

Increasing share of multi-channel platforms in the supply ecosystem: New multi-channel Specialty Mothers, Babies, and Kids' Retailers are catering to the shifting customer behaviour by providing a wide variety of quality products, that cater to all the requirements of parents, through multiple integrated channels. Customers have a positive outlook to these experiences indicating that the market is well suited for multi-channel platforms.

Apparel is the largest product segment within India's Childcare Products market, accounting for approximately 68% of the market in India in the Financial Year 2024

Indian Childcare products market size segmentation by categories
In INR Bn, In %, FY 2017-2024

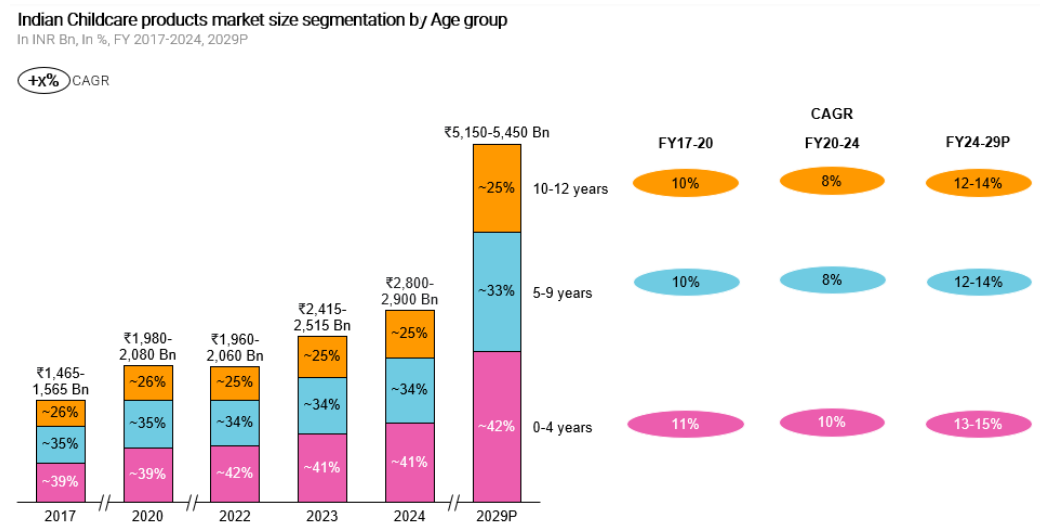


Source: Redseer Research, Redseer Analysis
Note: 1. CAGR is computed based on the mid-points of ranges

Apparel, which encompasses clothing, footwear, and accessories, is the largest segment within India's Childcare Products market, as many of the subcategories in apparel are considered essential and non-discretionary goods by Indian parents. On the other hand, non-apparel categories, such as consumables, hard goods, and toys and games, are growing faster than the apparel category due to twin trends of increasing adoption and premiumization, which are leading to their gradual increase in market share within the Indian childcare products market.

Specifically, in the consumables sector, which includes diapering, baby food, and bath and skin products, a healthy mix of FMCG goods is observed, with secular growth fuelled by increased awareness. Within consumables, diapering is the fastest-growing subcategory due to an increasing proportion of working mothers who prefer the designs offered by manufacturers and heightened health and hygiene concerns. Further, the growing number of urban nuclear families with both parents being formally employed is driving the adoption and premiumization of hard goods and toys, supported by growing awareness through social media.

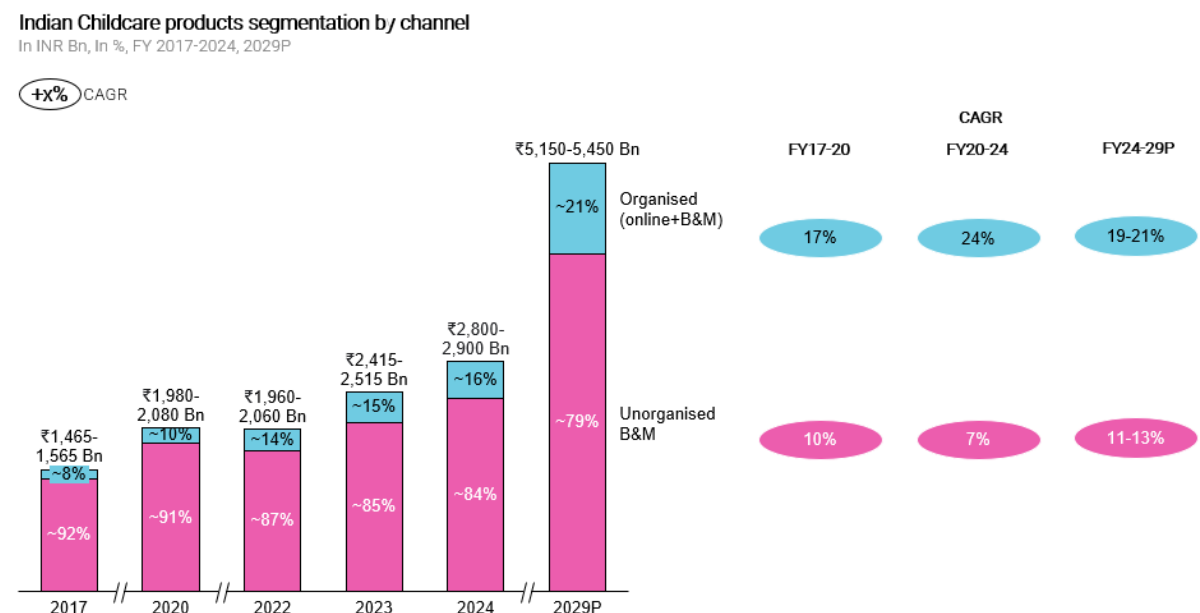
Spending on children aged 4 years and below dominates India’s Childcare Products market, accounting for approximately 41% of the market in the Financial Year 2024 and is expected to reach approximately 42% of the market by the Financial Year 2029



Source: Redseer Research, Redseer Analysis
Note: 1. CAGR is computed based on the mid-points of ranges

approximately 41% of India’s Childcare Products market spending arises from parents with children in the age range of 0-4 years as of the Financial Year 2024 which is expected to rise to approximately 42% by the Financial Year 2029. During these initial years, children undergo rapid physical, cognitive, and emotional development. Parents often invest in a range of products to support this critical phase of growth, such as specialized nutrition, developmental toys, diapering, health, and safety products, etc.

The vast majority of India’s Childcare Products market is unorganized



Source: Redseer Research, Redseer Analysis

Note: 1. Organized segment consists of online and organized brick & mortar players; 2. CAGR computed on mid-points of ranges 3. Total might not add to 100% due to rounding

The Childcare Products in India market has grown at a CAGR of 10% pre-COVID-19 from the Financial Year 2017 to reach ₹1,980-2,080 billion (approximately US\$25-26 billion) in the Financial Year 2020, with the organized segment growing at 17% compared to 10% growth for the unorganized segment in the same period. The share of unorganized Childcare Products market in India has decreased from approximately 91% in the Financial Year 2020 to approximately 84% in the Financial Year 2024. The share of the organized market has increased due to the rapid adoption of e-commerce platforms, rise in penetration of organized retailers beyond Tier 2+ cities and towns, and increasing preference of parents towards branded products as they are more aware and hygiene conscious, especially after the COVID-19 pandemic. While the unorganized segment's share has declined, it nonetheless remains a critical channel for strong and established brands to reach customers and improve their access. Organized segment in Childcare Products in India is projected to grow at a CAGR of 19-21% between the Financial Year 2024 and the Financial Year 2029, increasing the share of organized market to approximately 21% by the Financial Year 2029.

Multi-channel Model in the India Childcare Products Market

Multi-channel retailers play an integral role in the Childcare Products market. Customers are increasingly looking for solutions with better selection, speed of delivery and convenience. Multi-channel retailers are able to provide a seamless purchase experience to their customers. Categories like apparel and hard goods are well suited for a touch and feel experience and offline channels provide higher customer satisfaction whereas high-frequency purchase products such as diapers, bath and skin are standard products are increasingly being offered via online channels. With Multi-channel retailing in Childcare Products, customers get the best of both online and offline value proposition. Offline stores provide branding opportunities and higher brand recall where customers are funnelled from the offline to the online retail channel. Integration of multiple sales channels increases footfalls, web traffic and allows customers to explore products online, and then buy at the offline stores or vice versa, leading to an overall reduction in customer acquisition costs. Using the Multi-channel strategy, retailers have the data for customer purchase behaviour across online and offline and using this data, they provide a differentiated experience to the customer. The Multi-channel model provides a 360-degree customer experience by reaching the customers at multiple, integrated touchpoints that allow the customer to get a smooth, holistic experience. Moreover, there is a lack of trusted parenting knowledge and guidance platforms, trusted online spaces for networking of parents, and a one-stop platform that caters to all parenting queries. Emerging community-driven multi-channel platforms provide engaging online communities that cater to all queries of young parents through trusted experts and enable safe online spaces for the networking of parents.

Competitive Environment in India's Childcare Market and FirstCry's Positioning

FirstCry is India's largest multi-channel retailing platform for Mothers', Babies' and Kids' Products, in terms of GMV, for the Financial Year ending March 2024. FirstCry enjoys a market share of 16 – 17% in the organized India Childcare products market as of the Financial Year 2024. FirstCry is the pioneer of multi-channel retailing for Mothers', Babies' and Kids' Products in India. With over 2.12 million sq. ft retail space and 1,063 Modern Stores in 533 cities in 28 states and five union territories, FirstCry had the largest retail space and Retail Footprint amongst Specialty Mothers, Babies, and Kids' Retailers in India, as of March 31, 2024.

As a reflection of FirstCry's strong brand recognition and customer trust, BabyHug, one of FirstCry's home brands, is the largest multi-category Mothers', Babies', and Kids' Products brand in India in terms of GMV, for the Financial Year ending March 2024. BabyHug is also the largest Mothers', Babies', and Kids' Products brand in the Asia Pacific region (excluding China) in terms of product assortment as of March 31, 2024. CuteWalk is an exclusive babies' and kids' footwear sub-brand under BabyHug and has the largest product assortment of babies', and kids' footwear products in India as of March 31, 2024.

FirstCry competes primarily with organized players in the India Childcare Products market. These include horizontal online platforms such as Amazon, Flipkart, and Meesho, among others, vertical online platforms such as Hopscotch, Myntra, and Ajio, among others, and multi-brand and exclusive retailers such as Reliance Trends, and Gini & Jony, among others. There are no large, organised speciality vertical multi-channel players in India Childcare Products market.

A robust digital media presence is crucial for childcare companies as it enables them to engage with savvy parents who prioritize convenience and informed purchasing. This digital strategy not only enhances visibility across

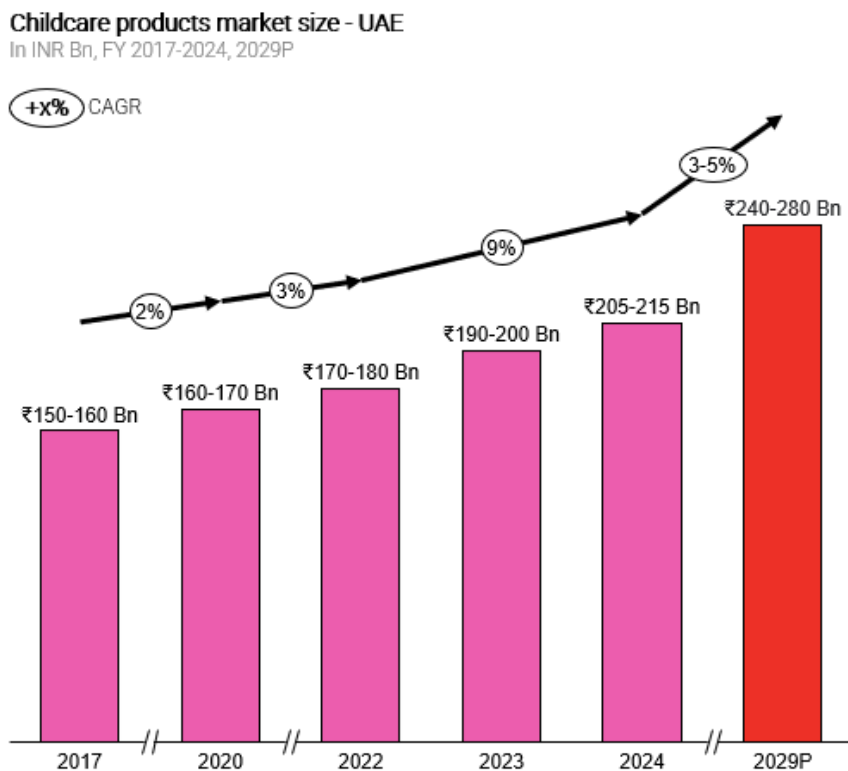
platforms but also facilitates direct communication and feedback loops with customers, which are essential for tailoring products to evolving needs.

As evidenced by FirstCry, which is the most popular Mothers', Babies', and Kids' Products retail distribution brand in India in terms of the number of followers on leading social media platforms as of June 30, 2024. Furthermore, FirstCry Parenting's YouTube channel with over 1.48 million subscribers as of June 30, 2024, had the largest subscriber base among brand parenting channels on YouTube in India. FirstCry's influencer program, which is handled by an in-house team, is also one of the largest influencer collaborations in India in the Mothers', Babies', and Kids' Products sector, as of March 31, 2024.

UAE and KSA Childcare Products Market

UAE Childcare Products Market

The UAE Childcare products market is estimated at ₹205-215 billion (approximately US\$ 2.6-2.7 billion) in the Financial Year 2024 and is projected to grow at a CAGR of 3-5% till the Financial Year 2029 to reach approximately ₹240-280 billion (US\$ 3-3.5 billion)



Source: Redseer Research, Redseer Analysis

Note: 1. US\$1 = ₹80, 1 AED = ₹21.6; 2. UAE Childcare products market include apparel (clothing, footwear, and accessories), consumables (diapering, bath & skin, and baby food, among others), toys & games and excludes hardgoods (prams, feeding bottles, nursery & safety gear) 3. CAGR is computed based on the mid-points of ranges

The UAE retail market was steadily growing at a pre-pandemic CAGR of 2-3% and was sized at ₹5-5.2 trillion (approximately US\$63-65 billion) in the Financial Year 2020. After experiencing a pandemic-induced contraction, UAE's retail market witnessed a strong recovery growing to ₹6.7-6.9 trillion (approximately US\$ 84-86 billion) in the Financial Year 2024. This growth was anchored by resilient consumer demand, an expanding expatriate population, robust spending by tourists, strong shopping mall culture, and a fast-growing e-commerce market.

Specifically, the e-commerce market was sized at ₹1-1.2 trillion (approximately US\$ 13-15 billion) in the Financial Year 2024. UAE's e-commerce market has grown by a CAGR of approximately 38% between the Financial Year 2019 and the Financial Year 2024 driven by near ubiquitous smartphone and internet penetration, strong omnichannel consumer behaviour, and rising disposable incomes. The e-commerce market is projected to grow to ₹2.2-2.4 trillion (approximately US\$ 28-30 billion) by the Financial Year 2029 with a penetration (as a

share of the overall retail market) of approximately 25%, a notable rise from approximately 16% in the Financial Year 2024.

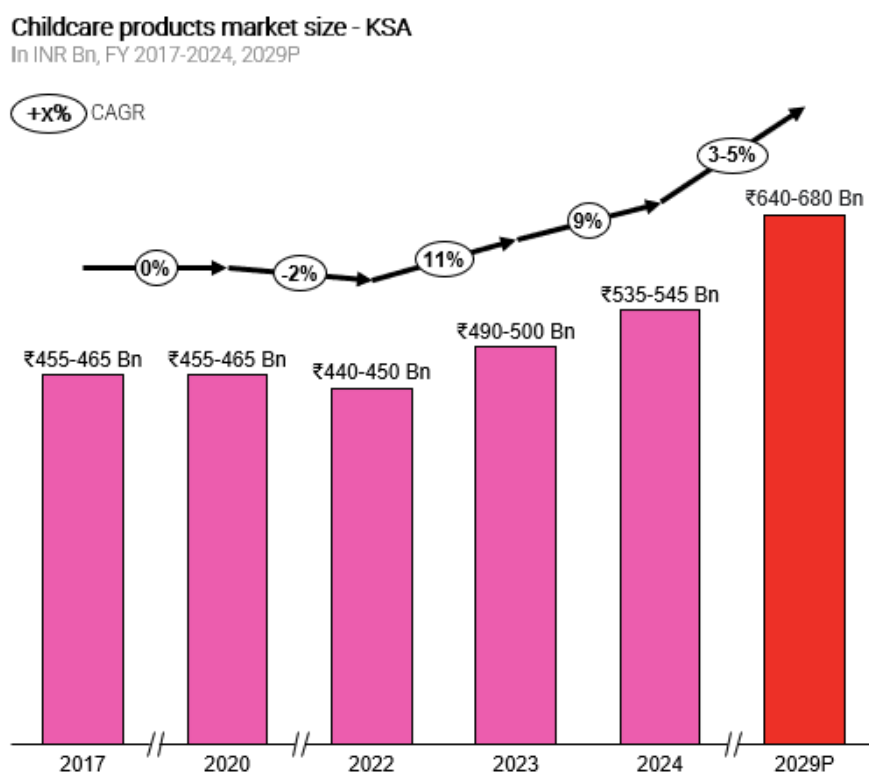
The Childcare products market in the UAE was ₹205-215 billion (approximately US\$ 2.6-2.7 billion) in the Financial Year 2024 and is projected to grow at a 3-5% CAGR to reach ₹240-280 billion (approximately US\$ 3-3.5 billion) by the Financial Year 2029. The growth in the Childcare products market in UAE is driven by the acceleration of digitalization through e-commerce platforms, resumption of schools and regular activities post COVID-19 lockdown, increasing participation of new Childcare-focused, verticalized e-commerce brands and shift of customer preference towards trustworthy and branded products.

Organized players have shown strong resilience during the COVID-19 pandemic leading to the quick recovery of multiple categories such as apparel and consumables in the UAE Childcare products market. In the next five years, digital and technology-based toys and games are expected to witness a significant rise in demand while scientific/educational toys and arts and crafts will drive growth in traditional toys. Ready-to-eat/prepared baby food will also see a significant increase in demand due to the increasing population of working parents.

In the UAE childcare products market, FirstCry competes with organized horizontal online players such as Amazon and Noon and vertical players such as Namshi, and Mumzworld, among others. FirstCry is the largest specialist online Mothers', Babies' and Kids' Product retail platforms in UAE, in terms of GMV, for the Financial Year ending March 2024.

KSA Childcare Products Market

KSA, the largest Childcare products market in GCC, is estimated at ₹535-545 billion (approximately US\$ 6.7-6.8 billion) in the Financial Year 2024 and is projected to grow at a CAGR of 3-5% till the Financial Year 2029 to reach ₹640-680 billion (US\$ 8-8.5 billion)



Source: Redseer Research, Redseer Analysis

Note(s): 1. US\$1 = ₹80, 1 SAR = ₹ 21.6; 2. KSA Childcare products market include apparel (clothing, footwear and accessories), consumables (diapering, bath & skin, and baby food, among others), excludes toys & games and hardgoods (prams, feeding bottles, nursery & safety gear 3. CAGR is computed based on the mid-points of ranges

The KSA retail market, which was sized at ₹10.6-10.8 trillion (approximately US\$ 133-135 billion) in the Financial Year 2024, experienced a robust recovery following a COVID-induced contraction. This strong

resurgence was fuelled by resilient consumer demand, a rebound in tourism, increased retail spending, particularly in major metropolitan areas, and a fast-growing e-commerce market.

KSA's e-commerce market, sized at ₹1.3-1.5 trillion (approximately US\$ 16-19 billion) in the Financial Year 2024, is projected to grow to ₹3.2-3.4 trillion (approximately US\$ 40-42 billion) by the Financial Year 2029. This growth is expected to be driven by near-ubiquitous smartphone and internet penetration, a large young population, and the Vision 2030 plan. The e-commerce market's penetration (as a percentage of overall retail) is expected to increase from approximately 13% in the Financial Year 2024 to approximately 22% by the Financial Year 2029.

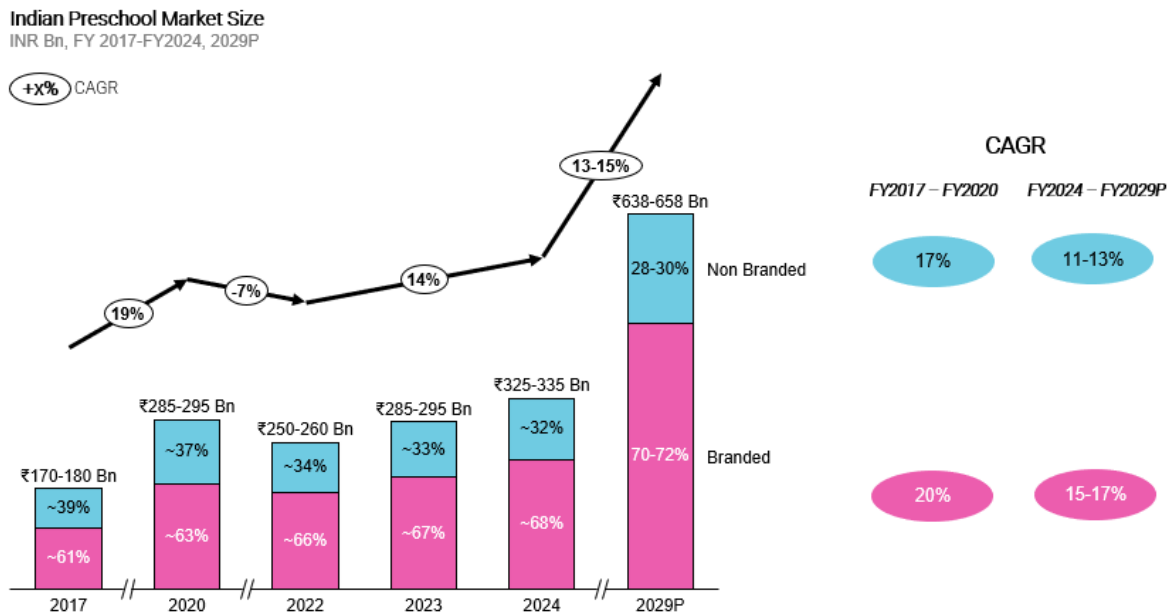
The Childcare products market in KSA exhibited a modest growth between the Financial Year 2017 and the Financial Year 2024, growing from ₹455-465 billion (approximately US\$5.7-5.8 billion) to ₹535-545 billion (approximately US\$6.7-6.8 billion) over this period. However, the market is projected to reach ₹640-680 billion (US\$ 8-8.5 billion) by the Financial Year 2029. The growth in the KSA Childcare products market is driven by an increasing number of international brands, rising penetration of e-commerce, higher employment rates, growing concern of parents towards children's health and safety and a wide variety of SKUs that have increased shopping convenience on online platforms.

Children's apparel was the worst affected due to the COVID-19 pandemic. Other categories such as baby food and consumables did not get significantly affected as they primarily cater to babies in the 0-4 years age group, and parents usually consider purchase for babies in this group as essential. Categories such as consumables (excluding diapers) and apparel are expected to grow significantly in the next five years. There is a huge opportunity for Childcare focussed e-commerce entrants in the coming years due to a lack of specialty brands and growing demand for Childcare Products in the country.

In the KSA childcare products market, FirstCry competes with organized online horizontal players such as Amazon and Noon and vertical players such as Mamas and Papas, and Babyshop, among others. In KSA, FirstCry is the largest online-first Mothers', Babies' and Kids' product-focused retail platform.

India Preschool Market

The Preschool market in India is estimated at ₹325-335 billion (approximately US\$ 4-4.2 billion) in the Financial Year 2024 and is projected to grow at a CAGR of 13-15% till the Financial Year 2029 to reach ₹638-658 billion (approximately US\$ 8-8.2 billion)



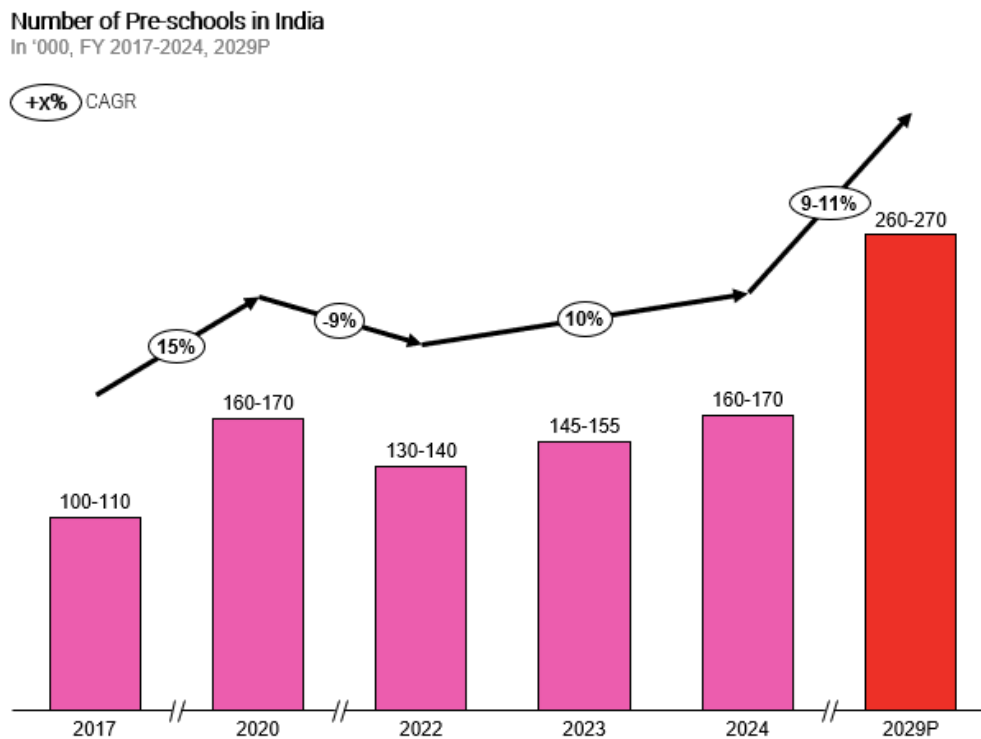
Source: Redseer Research

Note: 1. CAGR is computed based on the mid-points of ranges

The Indian Preschool market, which stood at ₹285-295 billion (approximately US\$ 3.6-3.7 billion) in the Financial Year 2020, underwent a contraction owing to Covid, but demonstrated a resilient rebound, reaching ₹325-335 billion (approximately US\$4-4.2 billion) in the Financial Year 2024. The Preschool market is expected to further grow at a CAGR of 13-15% to reach ₹638-658 billion (approximately US\$8-8.2 billion) by the Financial Year

2029. The Preschool market is projected to grow at a CAGR of 13-15% over the next five years, which is faster than the projected CAGR of 9-11% in the number of preschools. This indicates that the average per-capita spend is likely to increase, due to the premiumization of the market. Given the expansion of the middle-class population, increasing disposable income, and rising awareness among parents about the importance of education, a higher educational expenditure by parents is expected in the upcoming years.

The growth of the Indian Preschool market is also underpinned on the back of an increasing employment rate for women, rising number of Nuclear Households, government policies such as the national Early Childhood Care and Education policy (“ECCE”) promoting pre-schooling in India, expansion of the franchisee model in untapped areas such as Tier 2+ Cities and Towns, and increasing propensity to spend on quality education and rising urbanization.



Source: Redseer Research

Note: 1. CAGR is computed based on the mid-points of ranges

India had a total of 160,000-170,000 Preschools in the Financial Year 2020, and while the number declined slightly during Covid, it rebounded strongly to reach pre-pandemic levels in the Financial Year 2024 as preschools started to reopen and return to normalcy. The number of Preschools is projected to grow at a CAGR of 9-11% to reach 260,000-270,000 by the Financial Year 2029. This growth is driven by multiple factors such as increasing adoption of franchisee Preschools, low per-capita Preschool spending in India compared to developed geographies, and various government initiatives to develop Preschool and childcare sector in rural India.

The Preschool market is further divided into branded and non-branded Preschools. Branded schools include franchisee Preschools and fully owned Preschools, which are explained below:

Franchisee Preschools: Franchise Preschools typically form a partnership with micro-entrepreneurs and provide their expertise in building, maintaining, and driving growth in a preschool. In the Financial Year 2024 there were around 26,000-27,000 franchise Preschools in India, with an average annual tuition fee of ₹39,000-43,000 (US\$490-540).

Fully owned Preschool chains: Fully owned Preschools are owned and run by a central holding company with multiple branches across different cities. In the Financial Year 2024, there were around 3,100-3,300 fully owned chain schools in India, with an average annual tuition fee of ₹51,000-56,000 (US\$640-700).

The preschool market in India is largely unorganized in terms of the number of schools in the year ending December 2023 as detailed below:

Non-branded Preschools: Non-branded or standalone Preschools have a limited number of branches and are mostly present in a single town or city. In the Financial Year 2024, there were around 130,000-138,000 non-branded Preschools in India, with an average annual tuition fee of ₹5,700-6,500 (US\$70-80).

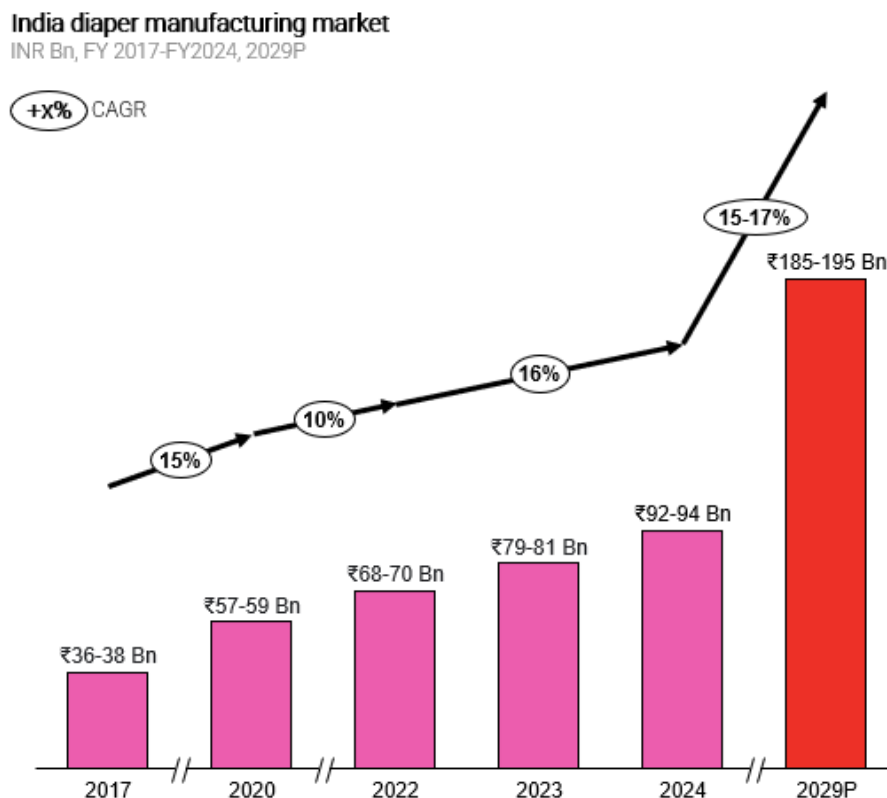
A Multi-channel retailer enjoys several advantages when they create a business model in the Preschool market. Parents build a deeper relationship with the brands, driving value for both the retail and Preschool business. As the retailer serves the broader childcare market, it provides greater customer satisfaction across different channels. Retailers can benefit from selling products through a new retail channel which carries greater customer trust. Retailers can get first-hand insight into product requirements and more granular feedback data with evolving customer needs. Retailers also enjoy higher brand recall due to the increased number of customer touchpoints with parents.

In the Indian Preschool market, FirstCry competes with Euro Kids, and Kidzee, among others.

India Diaper Manufacturing Market

The manufacturing contribution to GDP is expected to increase from approximately 13% in the Financial Year 2023 to >20% by the Financial Year 2032. This is on the backdrop of significant government reforms specifically to boost manufacturing in India. The Make in India campaign, increased FDI ceiling, and reduced corporate tax rates are some of the key reforms and policies introduced by Government of India.

Diaper manufacturing market in India is estimated at ₹92-94 billion (approximately US\$1.2 billion) in the Financial Year 2024 and is projected to grow at a CAGR of 15-17% till the Financial Year 2029 to ₹ 185-195 billion (US\$ 2.3-2.4 billion)



Source: Redseer Research, Redseer Analysis

Note: 1. Manufacturing market denotes total revenue made by all manufacturers after excluding the revenue share provided to distribution partners (distributors/retailers), 2. CAGR is computed based on the mid-points of ranges

The Indian diaper manufacturing market has been consistently growing at a CAGR of approximately 14% from the Financial Year 2017 and was valued at ₹92-94 billion (approximately US\$ 1.2 billion) in the Financial Year

2024. The market is expected to grow further at a CAGR of 15-17% to reach ₹185-195 billion (approximately US\$ 2.3-2.4 billion) by the Financial Year 2029 on the back of increasing penetration in Tier 2+ Cities and Towns.

In the Financial Year 2024, less than 5% of diapers were imported while the rest were manufactured in India. Domestic manufacturing is highly consolidated with 4 players capturing 80-90% of the market share. Due to the high demand in the India market, domestic manufacturers export only approximately 1% of the diapers that are manufactured, and the remaining approximately 99% are sent out to retailers through the domestic distribution network. In the Financial Year 2024, approximately 75-77% of the diapers were sold through offline retail channels, and e-commerce accounted for approximately 23-25% of the sales.

The entire value chain except manufacturing is highly fragmented, posing a great opportunity for retailers who can easily integrate the value chain as they enjoy higher ease of backward integration.

A multi-channel retailer can drive margins for the company and value for their customers by vertically integrating their operations. Customers demand high product quality across the categories. As vertically integrated retailers have complete control over the entire operations, they can ensure that products meet the highest quality standards. Vertically integrated retailers can enjoy better margins, which can be utilized to increase brand recognition. They can further benefit from lower turnaround time and thus, can improve revenue cycles. As a vertically integrated retailer has control over the quality of product and the entire supply chain, they can guarantee a better customer experience. Brands and retailers with access to data can benefit from controlling manufacturing operations.

India Direct to Consumer Brands Market

India's branded products retail opportunity across all categories (including but not limited to Grocery, Fashion, Consumer Electronics, Beauty, and Personal Care) is ₹14.4-16 trillion (approximately US\$180-200 billion) as of the Financial Year 2024. Within this branded retail opportunity, emerging and independent Direct to Consumer brands with a digital-first approach to retailing had sales of ₹630-640 billion (approximately US\$7.9-8 billion) in the Financial Year 2024 which is expected to grow at a CAGR of approximately 33-35% to reach ₹2,720-2,760 billion (approximately US\$34-35 billion) by the Financial Year 2029. As of the Financial Year 2024, only 4-4.4% of the branded e-tailing opportunity has been penetrated by D2C brands, thus presenting a large headroom for growth.

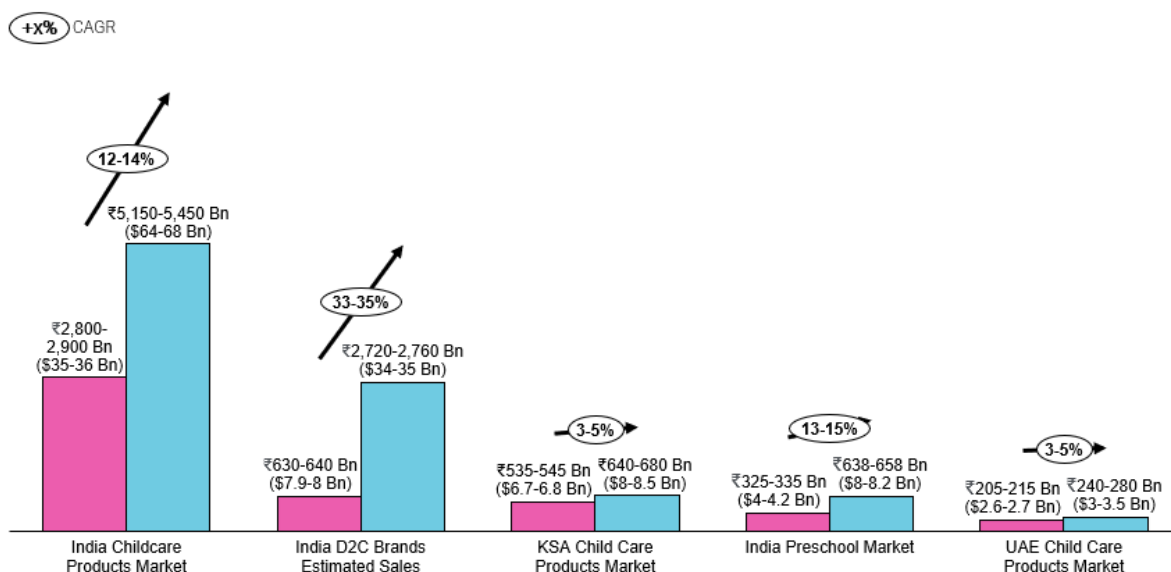
Direct-to-consumer (D2C) are independent brands which are digital-first, have a brand.com and are based out of India. D2C is a model where brands can market, sell, and ship their products directly to the customers without any middlemen involved. Across categories, D2C is one of the fastest-growing channels of purchase as the manufacturer directly reaches the customer and removes the middlemen thereby passing the monetary benefits to the customer. Typically, brands maintain a multi-channel approach to the market, i.e., by maintaining both an online and offline medium to reach the end-user.

Collectively, D2C Brands have grown faster than the overall online retail market. Their share of the e-commerce market has grown from 6-7% in the Financial Year 2020 to 9-11% in the Financial Year 2024, led by a sizable market of mature, urban, and high-income users in India, better infrastructural support for e-commerce, the ability for such brands to have wider reach/accessibility, their agility and rapid pace of innovation, niche product offerings, and effective digital marketing strategies. D2C Brands generated an estimated GMV of approximately ₹630-640 billion (approximately US\$ 7.9-8 billion) in the Financial Year 2024 and are projected to continue their growth trajectory and attain ₹2,720-2,760 billion (approximately US\$34-35 billion) by the Financial Year 2029, at a CAGR of approximately 33-35%.

FirstCry's Target Addressable Market and D2C Market Growth

FirstCry's current total addressable market is ₹3,865-4,000 billion (approximately US\$48-50 billion) in the Financial Year 2024 which is expected to grow at CAGR of 11-13% to approximately ₹6,670-7,070 billion (approximately US\$ 83-88 billion) by the Financial Year 2029. FirstCry's total addressable market consists of the India Childcare Products market, India Preschool Market, KSA Childcare Products Market, and UAE Childcare Products Market. Out of these, the India Childcare Products Market and the Preschool market is expected to grow at the fastest pace.

GlobalBees, a D2C roll up platform, operates in the D2C Brands market in India, whose total addressable market is expected to grow from approximately ₹630-640 billion (approximately US\$7.9-8 billion) in the Financial Year 2024 to reach ₹2,720-2,760 billion (approximately US\$ 34-35 billion) by the Financial Year 2029 growing at a CAGR of 33-35%.



Source: Redseer Research, Redseer Analysis

Note: 1. CAGR is computed based on the mid-points of ranges. 2. US\$1 = ₹80

Threats and Challenges to FirstCry and Its Products and Services

The retail market, pre-school market, and diaper manufacturing market in which FirstCry operates may encounter several threats that could impede its growth trajectory, operational efficiency, and stability, as enumerated below:

1. Economic downturns or recessions could impact discretionary spending in the retail sector, resulting in reduced overall sales of organized and branded retail. Although pre-school services are essential services, economic pressures could still lead to reduced enrolment in branded pre-schools, as consumers may shift to non-branded schools, and delays in payments for services.
2. Heightened inflationary pressures may erode consumer purchasing power, leading to lower sales volumes and diminished profitability in the retail sector.
3. A decline in birth rates in India could adversely affect the demand for FirstCry's products and services.
4. Geopolitical tensions and significant disruptions in logistics and distribution channels, including those caused by natural disasters, pandemics, or industrial actions, pose substantial risks to supply chain continuity and cost structures, potentially causing inventory shortages, increased operational costs, and impacts on FirstCry's ability to deliver products and services timely and efficiently.
5. Intensified competition from new vertical-focused entrants and established horizontal players such as Flipkart Internet Private Limited and Amazon Seller Services Private Limited poses a significant threat to FirstCry's multi-channel businesses in India.
6. Persistent competition from the large unorganized sector, which constitutes approximately 84% of the Childcare products market and 32% of the pre-school market in India as of the Financial Year 2024, predominantly catering to price-sensitive consumers, may continue to impact market share and profitability. FirstCry's market share in the overall India childcare products market is 2.5-3% as of FY2024.
7. Potential shifts in government policies, including but not limited to changes in taxation, foreign direct investment regulations, and labour laws, may introduce regulatory challenges and adversely affect operational stability.
8. Fluctuations in foreign exchange rates may impact the cost of imported goods and materials, affecting overall profitability and pricing strategies.

OUR BUSINESS

*Some of the information in the following section, especially information with respect to our plans and strategies, contains forward-looking statements that involve risks and uncertainties. You should read the section “**Forward-looking Statements**” on page 23 for a discussion of the risks and uncertainties related to those statements and the section “**Risk Factors**” on page 83 for a discussion of certain risks that may affect our business, financial condition or results of operations. Our actual results may differ materially from those expressed in, or implied by, these forward-looking statements.*

*Unless otherwise indicated, the industry-related information contained in this section is derived from the industry report titled “Childcare Market in India” dated July 11, 2024 prepared by RedSeer (the “**RedSeer Report**”). A copy of the RedSeer Report is available on the website of our Company at <https://www.firstcry.com/investor-relations/material-documents/>. We commissioned and paid for the RedSeer Report for the purposes of confirming our understanding of the industry specifically for the purpose of the Offer, as no report is publicly available which provides a comprehensive industry analysis, particularly for our Company’s services, similar to the RedSeer Report. RedSeer is an independent agency and is not a related party of our Company, its Subsidiaries, Directors, Key Managerial Personnel, Senior Management or the Book Running Lead Managers.*

We have included certain non-GAAP financial measures and other performance indicators relating to our financial performance and business in this Red Herring Prospectus, each of which is a supplemental measure of our performance and liquidity and not required by, or presented in accordance with, Ind AS, Indian GAAP, IFRS or U.S. GAAP. Furthermore, such measures and indicators are not defined under Ind AS, IFRS, U.S. GAAP or other accounting standards, and therefore should not be viewed as substitutes for performance, liquidity or profitability measures under such accounting standards. In addition, such measures and indicators, are not standardized terms, hence a direct comparison of these measures and indicators between companies may not be possible. Other companies may calculate these measures and indicators differently from us, limiting their usefulness as a comparative measure. Although such measures and indicators are not a measure of performance calculated in accordance with applicable accounting standards, our Company’s management believes that they are useful to an investor in evaluating our operating performance.

*Further, in this Red Herring Prospectus, we have also included Unaudited Pro Forma Consolidated Financial Information to show the impact of the acquisition of Digital Age on our balance sheet as at March 31, 2023 and 2022 and on our statement of profit and loss for the Financial Years 2023 and 2022. See “**Unaudited Pro Forma Consolidated Financial Information**” on page 508. However, unless otherwise specified, all financial information included in this section is based on our Restated Consolidated Financial Statements.*

Our Financial Year ends on March 31 of each year, so all references to a particular FY, Financial or Financial Year are to the 12 months ended March 31 of that year.

OVERVIEW

We are India’s largest multi-channel retailing platform for Mothers’, Babies’ and Kids’ products, in terms of GMV, for the Financial Year 2024, according to the RedSeer Report, with a growing presence in select international markets. In India, we sell Mothers’, Babies’ and Kids’ products through our online platform, company-owned modern stores, franchisee-owned modern stores and general trade retail distribution.

We launched the FirstCry platform in India in 2010 with the goal to create a one-stop destination for parenting needs across commerce, content, community engagement, and education. We named our platform “*FirstCry*” because we believe that a baby’s first cry is a special moment for parents, and we aim to make such moments of the parenting journey filled with joy and happiness. We seek to develop a tangible, emotional, multi-year relationship with parents, especially mothers, with whom our first engagement begins from their baby’s conception (i.e., nine months before birth) and can continue until their child reaches about 12 years of age. According to the RedSeer Report, childcare is a non-discretionary, essential expense, for which there is perpetual need. We operate in a retail category with high purchase frequency, in which children outgrow clothing sizes quickly and need consumables such as diapers and other baby products along with other needs that evolve with age. Thus, once parents establish a connection with us, they are likely to start a predictable and frequent transactional journey of about twelve years as their children grow.

We have expanded internationally in select markets, establishing a presence in UAE and KSA in 2019 and 2022 respectively, where we aim to replicate our India playbook. According to the RedSeer Report, we are the largest specialist online Mothers’, Babies’ and Kids’ Product retail platforms in UAE, in terms of GMV, for the Financial

Year 2024. Further, in KSA, we are the largest online-first Mothers', Babies' and Kids' product-focused retail platform, according to the RedSeer Report. After the UAE, we aim to replicate our India playbook in KSA.

Across our platform, we offer products from third-party Indian brands, global brands, and our home brands. We have created trusted home brands in the Mothers', Babies' and Kids' products categories through our deep insights and understanding of the requirements of our customers, robust data analytics tools, in-house design and development capabilities and by leveraging the market recognition of the "FirstCry" brand. As a reflection of FirstCry's strong brand recognition and customer trust, BabyHug, one of FirstCry's home brands, is the largest multi-category Mothers', Babies', and Kids' products brand in India in terms of GMV, for the Financial Year 2024, according to the RedSeer Report. Further, we leverage our management team's experience in creating and scaling up our home brands to help D2C Indian and global brands scale their business in India across direct-to-customer channels and modern stores. We believe that these brands will benefit from our expertise in creating and scaling brands and leverage our multi-channel distribution network, sourcing capabilities, supply chain infrastructure, and integrated technology ecosystem.

We have no identifiable promoter. We maintain robust governance practices, which we believe have been critical to supporting the growth of our business. Our management team is guided by a strong Board, which has included representatives of our significant shareholders, and Independent Directors. Significant strategic decisions have been taken with the guidance and approval of our Board of Directors, a majority of whom are presently Independent Directors, and after consultation with our significant shareholders.

Over the last three Financial Years, our revenue from operations based on our Restated Consolidated Financial Statements has grown to ₹64,808.56 million for the Financial Year 2024 from ₹24,012.88 million for the Financial Year 2022. The growth in our revenues has been driven by both organic growth and inorganic growth (in particular, the acquisition of Digital Age in May 2022). Revenue from operations based on the Unaudited Pro Forma Consolidated Financial Information (which reflects the acquisition of Digital Age) has grown to ₹52,621.90 million in the Financial Year 2023 from ₹35,975.04 million in the Financial Year 2022. For details in relation to the acquisition of Digital Age, please see "*History and Certain Corporate Matters – Details regarding material acquisitions or divestments of business/undertakings, mergers, amalgamation, any revaluation of assets, etc. in the last 10 years – Acquisition of Digital Age*" and "*Unaudited Pro Forma Consolidated Financial Information*" on pages 317 and 508, respectively. See also, "*Management's Discussion and Analysis of Financial Condition and Results of Operations – Inorganic Growth through Acquisitions (in particular, our acquisition of Digital Age)*" on page 530.

Our key operating metrics for our consolidated operations for the Financial Years 2024, 2023 and 2022, were as follows:

Metric	Unit	For the year ended March 31,		
		2024	2023	2022
Operating Metrics				
Annual Unique Transacting Customers	Million	9.11	7.98	6.86
Orders	Million	35.85	30.99	26.73
Average Order Value	₹	2,544	2,342	2,170
Gross Merchandise Value (GMV) ⁽¹⁾	₹ Million	91,211.28	72,576.34	57,994.63
GMV Y-o-Y Growth	%	25.68%	25.14%	N/A
Other Operating Metrics				
GMV from Online ⁽³⁾	₹ Million	73,700.09	58,126.30	48,346.73
GMV from Offline ⁽²⁾	₹ Million	17,511.19	14,450.04	9,647.90
GMV from existing customers ⁽³⁾	₹ Million	65,878.06	52,963.20	40,737.02
GMV from new customers ⁽³⁾	₹ Million	25,333.22	19,613.14	17,257.61
Inventory days	Days	92	83	149
Net working capital days	Number	53	50	102
Total stores ⁽²⁾	Number	1,063	904	701
BabyHug COCO Stores ⁽²⁾	Number	284	224	118
FirstCry COCO Stores ⁽²⁾	Number	151	62	8
FOFO Stores ⁽²⁾	Number	628	618	575
Number of brands associated ⁽³⁾	Number	7,580	7,035	6,287
Number of SKUs ⁽³⁾	Million	1.65	1.29	1.27
Warehouses and stockists ⁽²⁾	Number	80	79	67

Metric	Unit	For the year ended March 31,		
		2024	2023	2022
Contract manufacturers ⁽⁴⁾	Number	982	779	740
General trade retail touchpoints ⁽²⁾	Number	160,842	118,408	20,397
Cities where we provide same day deliveries ⁽²⁾	Number	45	46	32
Cities where we provide next day deliveries ⁽²⁾	Number	1,043	1,053	1,035
Preschools ⁽²⁾	Number	208	105	63
Students enrolled ⁽²⁾	Number	9,623	5,311	3,229
Hospital and maternity clinic arrangements ⁽⁵⁾	Number	13,316	13,633	14,245
Gift hampers delivered ⁽⁵⁾	Million	18.65	16.32	14.04

Notes:

1. The GMV in the table above (and elsewhere in this Red Herring Prospectus) includes the monetary value of Orders inclusive of taxes and gross of discounts, if any, across the FirstCry website, mobile application and FirstCry modern stores and BabyHug modern stores, including those operated by Digital Age and franchisees, net of order cancellations, gross of franchisee commission, net of shipping and cash on delivery charges and prior to product returns. Accordingly, the GMV numbers do not reconcile directly with the group's revenue from operations and should not be considered representative of the group's revenue from operations.
2. For our operations in India. Our operations outside India comprise online channel only.
3. For our operations in India and outside India.
4. Contract manufacturers mentioned in the table above do not include contract manufacturers engaged by Globalbees Brands and its subsidiaries.
5. For details in relation to our arrangements with hospitals and maternity clinics in India, and the number of gift hampers delivered by us, see "— Our Competitive Strengths — Brand affinity, loyalty and trust of customers in the FirstCry brand" on page 271.

Our key financial metrics for our consolidated operations for the Financial Years 2024, 2023 and 2022, were as follows:

Metric	Unit	For the year ended March 31,		
		2024	2023	2022
Financial Metrics (based on or derived from our Restated Consolidated Financial Statements)				
Revenue from Operations	₹ Million	64,808.56	56,325.39	24,012.88
Revenue Growth ⁽¹⁾	%	15.06%	134.56%	N/A
Materials Cost	₹ Million	41,631.96	39,353.18	15,721.39
Materials Cost %	%	64.24%	69.87%	65.47%
Gross Margin ⁽²⁾	₹ Million	23,176.60	16,972.21	8,291.49
Gross Margin % ⁽²⁾	%	35.76%	30.13%	34.53%
Direct Cost	₹ Million	5,879.10	4,644.13	780.22
Direct Cost %	%	9.07%	8.25%	3.25%
Contribution Margin	%	26.69%	21.89%	31.28%
Loss for the year	₹ Million	(3,215.07)	(4,860.56)	(786.85)
Loss Margin for the year ⁽³⁾	%	(4.96)%	(8.63)%	(3.28)%
Adjusted EBITDA ⁽²⁾	₹ Million	2,744.49	749.82	961.99
Adjusted EBITDA Margin ⁽²⁾	%	4.23%	1.33%	4.01%
Financial metrics (based on or derived from the Unaudited Pro Forma Consolidated Financial Information)				
Revenue from Operations	₹ Million	N/A	52,621.90	35,975.04
Loss for the year	₹ Million	N/A	(4,863.81)	(1,017.28)
Loss Margin for the year ⁽³⁾	%	N/A	(9.24)%	(2.83)%
Gross Margin ⁽²⁾	₹ Million	N/A	17,324.64	11,904.32
Gross Margin % ⁽²⁾	%	N/A	32.92%	33.09%
Contribution Margin	%	N/A	23.59%	22.80%
Adjusted EBITDA	₹ Million	N/A	771.71	950.94
Adjusted EBITDA Margin	%	N/A	1.47%	2.64%
Other Financial Metrics				
Revenue from operations – India multi channel business	₹ million	45,794.84	42,808.65	19,732.61
Revenue from operations – International business	₹ million	7,537.16	4,874.83	3,520.42

Metric	Unit	For the year ended March 31,		
		2024	2023	2022
Advertising and sales promotion expenses (% of revenue from operations)	%	7.44%	7.39%	11.19%
Indirect expenses (% of revenue from operations)	%	7.57%	6.46%	6.74%
Adjusted EBITDA margin – India multichannel business	%	8.82%	5.64%	9.59%
Adjusted EBITDA Margin – International business	%	(18.52)%	(24.63)%	(19.16) %

1. Revenue growth represents the percentage growth in revenue from operations of the relevant financial year over the revenue from operations of the previous financial year.
2. For the definitions and reconciliation of Non-GAAP measures, see “Definitions and Abbreviations” and “Other Financial Information” on pages 1 and 518, respectively.
3. Loss margin for the year represents percentage of loss for the year calculated on the revenue from operations for the relevant year.

We organize our business into four reportable segments: India multi-channel, International, GlobalBees Brands and Others (for details, please see “*Managements Discussion and Analysis of Financial Condition and Results of Operations – Principal Components of Statement of Profit and Loss – Our Business Segments*” on page 548). The Restated Consolidated Financial Statements include information on revenues from operations and results from our reportable segments, as set forth in the tables below, for the Financial Years 2024 and 2023:

Particulars	For the year ended March 31, 2024					
	India multi-channel	International	Globalbees Brands	Others	Inter Company Adjustments	Total
	(₹ in million, except %)					
Revenue from operations	45,794.84	7,537.16	12,093.46	333.55	(950.45)	64,808.56
Segment-wise revenue from operations as a percentage of our total revenue from operations (%)	70.66%	11.63%	18.66%	0.51%	(1.47)%	100.00%
Segment results before depreciation and amortisation expense	4,039.82	(1,395.96)	23.08	58.41	19.14	2,744.49
Segment Results	1,666.18	(1,553.77)	(963.77)	47.03	(159.91)	(964.24)

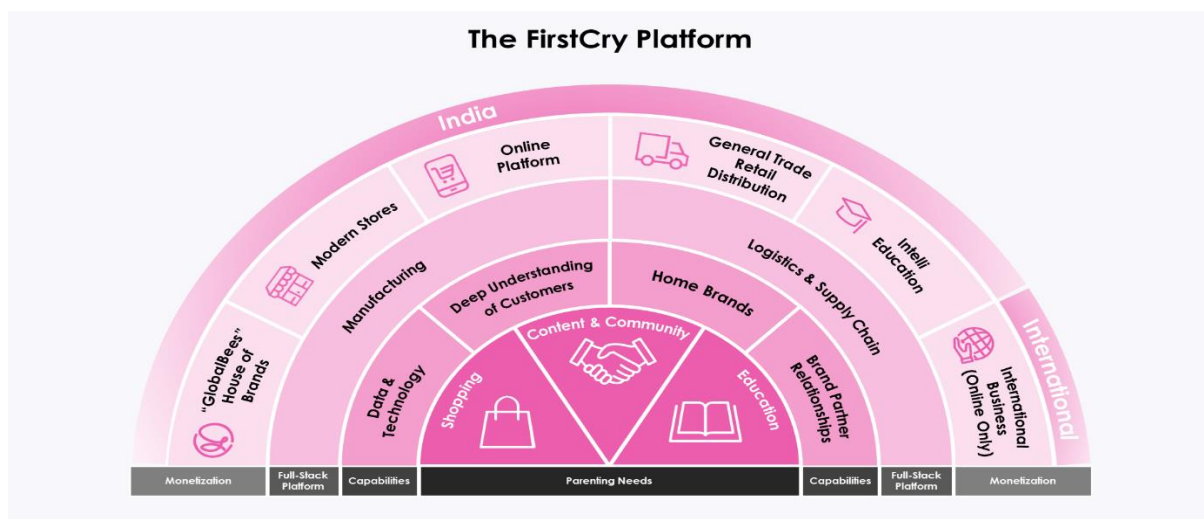
Particulars	For the year ended March 31, 2023					
	India multi-channel	International	Globalbees Brands	Others	Inter-Company Adjustments	Total
	(₹ in million, except %)					
Revenue from operations	42,808.65	4,874.83	8,971.79	229.61	(559.49)	56,325.39
Segment-wise revenue from operations as a percentage of our total revenue from operations (%)	76.00%	8.65%	15.93%	0.41%	(0.99)%	100.00%
Segment results before depreciation and amortisation expense	2,413.52	(1,200.59)	(447.29)	(30.52)	14.70	749.82
Segment Results	740.42	(1,329.33)	(1,407.50)	(42.07)	(154.54)	(2,193.01)

In addition, the Restated Consolidated Financial Statements also provide segmental revenue from operations and results for the Financial Year 2023 assuming that the acquisition of Digital Age was completed on April 1, 2022, as set forth below:

Particulars	For the year ended March 31, 2023					
	India multi-channel	International	Globalbees Brands	Others	Inter-Company Adjustments	Total
	(₹ in million, except %)					
Revenue from operations	39,105.17	4,874.83	8,971.79	229.61	(559.50)	52,621.90

<i>For the year ended March 31, 2023</i>						
Particulars	India multi-channel	International	Globalbees Brands	Others	Inter-Company Adjustments	Total
	<i>(₹ in million, except %)</i>					
Segment-wise revenue from operations as a percentage of our total revenue from operations (%)	74.31%	9.26%	17.05%	0.44%	(1.06)%	100.00%
Segment results before depreciation and amortisation expense	2,435.41	(1,200.59)	(447.29)	(30.52)	14.70	771.71
Segment Results	741.66	(1,329.33)	(1,407.50)	(42.07)	(154.54)	(2,191.78)

Our integrated FirstCry platform helps fulfil three essential parenting needs i.e., shopping, parenting community and education. We address the needs of our customers across various channels: online platform, modern stores, and general trade retail distribution channels in India; and online platforms in UAE and KSA. Our content-led strategy enables engagement with parents early in their parenting lifecycle through our YouTube channel, i.e., FirstCry.com parenting platform. We own and operate several pre-schools in India through Edubees Educational Trust. In addition, we also operate a network of pre-schools in India through our franchisees. Our platform is built on key foundational capabilities of robust data and technology, deep understanding of our customers, a portfolio of home brands and healthy third-party brand relationships.



Our India Multi-Channel Segment represented 70.66% of our Revenue from Operations in the Financial Year 2024 (before inter-segment elimination in accordance with our Restated Consolidated Financial Statements)

We are the pioneers of multi-channel retailing for Mothers', Babies' and Kids' products in India, according to the RedSeer Report. Our multi-channel retailing platform includes FirstCry's online platform accessible through our mobile application and website, FirstCry modern stores comprising franchisee-owned, franchisee-operated modern stores ("FOFO"), company-owned and company-operated modern stores ("COCO") as well as general trade retail distribution. As at March 31, 2024, all of our FirstCry COCO Stores were operated through Digital Age. We offer products in various categories, including apparel, footwear, baby gear, nursery, diapers, toys and personal care, amongst others. As at March 31, 2024, across our platform, we offer more than 1.65 million SKUs from 7,580 brands, including third-party Indian brands, global brands, and our home brands. Our FirstCry mobile application in India had been downloaded more than 127 million times, 97 million times and 70 million times as of March 31, 2024, 2023 and 2022, respectively. Further, we have a network of 1,063 FirstCry and BabyHug modern stores in 533 cities in 28 states and five union territories across India with over 2.12 million square feet of retail space, as at March 31, 2024. According to RedSeer Report, we had the largest retail space and Retail Footprint amongst Specialty Mothers, Babies, and Kids' Retailers in India, as at March 31, 2024.

The key factors that have contributed to the growth of our India multi-channel retailing business are:

- Our Portfolio of Home Brands

The graphic below depicts our key home brands:



We have created trusted home brands in the Mothers', Babies' and Kids' products categories through our deep understanding of the requirements of our customers, robust data analytics tools, in-house design and development capabilities and leveraging the market recognition of the "FirstCry" brand. We believe that our customers' trust has been built and earned through our deep understanding of parenting needs and our ability to provide a relevant assortment of Mothers', Babies' and Kids' products. As a reflection of FirstCry's strong brand recognition and customer trust, BabyHug, one of FirstCry's home brands, is the largest multi-category Mothers', Babies', and Kids' products brand in India in terms of GMV, for the Financial Year 2024, according to the RedSeer Report. BabyHug is also the largest Mothers', Babies', and Kids' products brand in the Asia Pacific region (excluding China) in terms of product assortment as at March 31, 2024, according to the RedSeer Report. For details, see "*Description of our Business – FirstCry Home Brands*" on page 283.

- Control over the Manufacturing and Retail Distribution Value Chains

The manufacturing of our home brands is primarily carried out by various contract manufacturers as per our design requirements and specifications. We exercise quality control over the manufacturing process of such contract manufacturers. Further, our home brand products (hard goods and consumables) are available in more than 160,842 third-party stores in India through our retail distribution network covering 567 distributors and over 1,312 sub-distributors across 1,164 cities, as at March 31, 2024. In addition, three of our Subsidiaries, Swara Baby, Swara Hygiene, and Solis Hygiene, manufacture diapers for our home brands and other third-party diaper brands. For certain details in relation to our manufacturing and retail distribution network, see "*Overview*" on page 262.

- Parenting Community and Content

In addition to being a popular shopping destination for Mothers', Babies' and Kids' products, our platform also aims to address other essential parenting needs, i.e., access to a parenting community with useful and relevant content in relation to babies and children. The FirstCry Parenting community is a unique aspect of our platform offering parenting content, parenting tool kits and social features that are designed to increase engagement with our target group of young parents, along with our newly launched parenting generative pre-trained transformers (GPT). We have developed functionalities on our platform, such as a Q&A tool, considering the communication needs of our child-bearing age customers to cultivate an interactive and spontaneous user experience. The platform provides comprehensive content and tips across the parenting journey, including insights and assistance across key parenting topics, delivered in a personalized manner to young parents. The platform also provides helpful tools to manage and celebrate key milestones for expecting mothers and toddlers.

Our revenue from operations for our India multi-channel segment (before inter-segment elimination) amounted to ₹45,794.84 million for the Financial Year 2024 and ₹42,808.65 million for Financial Year 2023. For the Financial Year 2024, the GMV for our India operations amounted to ₹75,827.42 million (comprising ₹58,316.23 million (76.91%) from our online channel and ₹17,511.19 million (23.09%) from our modern stores).

Our key operating metrics for our operations in India for the Financial Years 2024, 2023 and 2022 were as follows:

Metric	Unit	For the year ended March 31,		
		2024	2023	2022
India				
Annual Unique Transacting Customers	Million	8.68	7.72	6.68
Orders	Million	34.06	29.61	25.65
Average Order Value	₹	2,226	2,156	2,043
Gross Merchandise Value ("GMV")	₹ Million	75,827.42	63,830.99	52,389.47
GMV from Online	₹ Million	58,316.23	49,380.95	42,741.57
GMV from Online (% of total GMV in India)	%	76.91%	77.36%	81.58%

Metric	Unit	For the year ended March 31,		
		2024	2023	2022
India				
GMV from Offline	₹ Million	17,511.19	14,450.04	9,647.90
GMV from Offline (% of total GMV in India)	%	23.09%	22.64%	18.42%
Average GMV per modern store*	₹ Million	17.80	18.01	15.66
Average GMV per COCO Store*	₹ Million	16.16	14.35	13.06
Average GMV per FOFO Store*	₹ Million	18.76	19.27	16.10

*Average GMV refers to GMV for the relevant year divided by the average of the number of stores at the beginning of the relevant year and at the end of the relevant year.

Note: The GMV in the table above (and elsewhere in this Red Herring Prospectus) refers to GMV from Online which includes the monetary value of orders inclusive of taxes and gross of discounts, if any, across the FirstCry website, mobile application, net of order cancellations, shipping and cash on delivery charges and prior to product returns and GMV from Offline includes the monetary value of orders inclusive of taxes and gross of discounts, if any, across FirstCry modern stores and BabyHug modern stores, including those operated by Digital Age and franchisees, gross of franchisee commission and prior to product returns. Accordingly, the GMV numbers do not reconcile directly with the group's revenue from operations and should not be considered representative of the group's revenue from operations.

For definitions of the operating metrics used in the table above and elsewhere in this Red Herring Prospectus, see “**Definitions and Abbreviations – Key Operating Metrics used in this Red Herring Prospectus**” on page 17.

In addition to our India multi-channel retailing business, to further fulfil the parenting needs of our target customers, we have expanded the FirstCry ecosystem by launching daycare and preschools in India for babies, toddlers and kids. We operate Intellitots which follows an experiential teaching methodology aimed at instilling a lasting love for learning. We have 208 Intellitots preschool centres located in 107 cities across India, as at March 31, 2024. Further, we have expanded our offerings through FirstCry Intelliskills and FirstCry Intellibaby products that specialise in education-based toys, books and cognitive development activities.

Our International Segment represented 11.63% of our Revenue from Operations in the Financial Year 2024 (before inter-segment elimination)

Leveraging our experience of building the FirstCry platform in India, we commenced our operations in UAE in October 2019, and currently operate as an online platform in the UAE. According to the RedSeer Report, we are the largest specialist online Mothers’, Babies’ and Kids’ Product retail platforms in UAE, in terms of GMV, for the Financial Year 2024.

Further, we commenced our operations in KSA in August 2022. We are the largest online-first Mothers’, Babies’ and Kids’ product-focused retail platform in KSA, according to the RedSeer Report. After the UAE, we aim to replicate our India playbook in KSA. In the UAE and KSA, we offer products in various categories, including apparel, footwear, baby gear, nursery, diapers, toys and personal care, amongst others with more than 273,000 SKUs from over 3,600 brands as of March 31, 2024, including global brands, our home brands and third-party Indian brands. Our FirstCry Arabia (UAE and KSA) mobile application had been downloaded more than 4.0 million times, 2.2 million times and 1.3 million times as of March 31, 2024, 2023 and 2022, respectively. We also operate our warehousing facilities and logistics operations in the UAE and KSA.

Revenue from operations from our international segment (before inter-segment elimination) was ₹7,537.16 million, ₹4,874.83 million and ₹3,520.42 million in the Financial Years 2024, 2023 and 2022, respectively.

Our key operating metrics for our international operations for the Financial Years 2024, 2023 and 2022, were as follows:

Metric	Unit	For the year ended March 31,		
		2024	2023	2022
International				
Annual Unique Transacting Customers	Million	0.43	0.26	0.18
Orders	Million	1.79	1.38	1.08
Average Order Value	₹	8,582	6,350	5,178
Gross Merchandise Value (“GMV”)	₹ Million	15,383.86	8,745.35	5,605.16
GMV Y-o-Y Growth	%	75.91%	56.02%	N/A

Note: The GMV in the table above (and elsewhere in this Red Herring Prospectus) includes monetary value of Orders inclusive of taxes and gross of discounts, if any, across the FirstCry website, mobile application and FirstCry modern stores and BabyHug modern stores, including those operated by Digital Age and franchisees, net of order cancellations, gross of franchisee commission, net of shipping and cash on delivery


charges and prior to product returns. Accordingly, the GMV numbers do not reconcile directly with the Group's revenue from operations and should not be considered representative of the Group's revenue from operations.

For definitions of the operating metrics used in the table above and elsewhere in this Red Herring Prospectus, see “Definitions and Abbreviations – Key Operating Metrics used in this Red Herring Prospectus” on page 17.

Our Globalbees House of Brands Business represented 18.66% of our Revenue from Operations in the Financial Year 2024 (before inter-segment elimination)

To further leverage our management team's experience in creating and scaling up our home brands, we have, together with our Managing Director and Chief Executive Officer, Supam Maheshwari, established Globalbees Brands Private Limited (“Globalbees Brands”) in 2021, to create a digital-first platform for helping D2C Indian and global brands to grow their business in India across online platforms and modern stores. We hold 50.23% stake on a fully diluted basis in Globalbees Brands. Through Globalbees Brands, we make strategic investments in and acquire D2C brands. Globalbees Brands products are sold on 16 online horizontal and vertical marketplaces (including the FirstCry marketplace). The Globalbees house of brands cover four key categories: home utilities, fashion/lifestyle, appliances, and beauty and personal care / home and personal care. As at March 31, 2024, we offer over 218,000 SKUs across 74 brands.

Globalbees house of brands operate under four large categories which include the following:



For the Financial Years 2024 and 2023, revenue from operations from Globalbees Brands (before inter-segment elimination) amounted to ₹12,093.46 million and ₹8,971.79 million, respectively. For further details, please see “ – Globalbees Brands” below. For further details in relation to our revenue from operations and results from our reportable segments, see “Management’s Discussion and Analysis of Financial Condition and Results of Operations – Principal Components of Statement of Profit and Loss – Our business segments” on page 548.

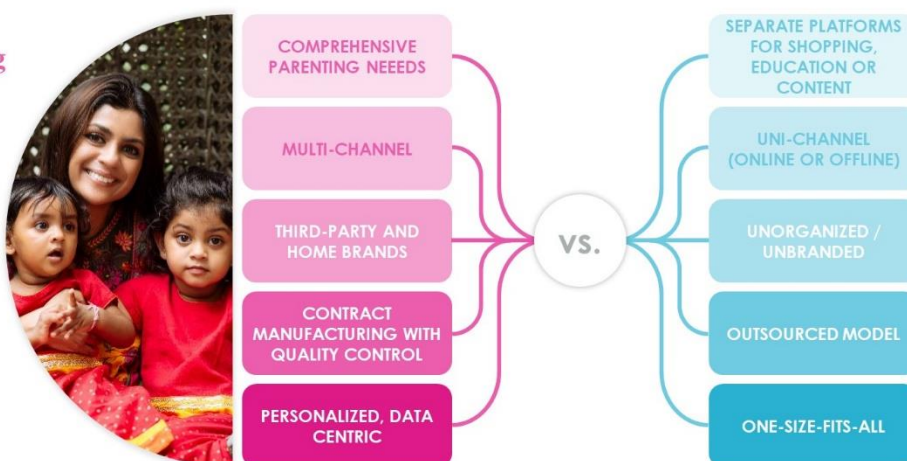
OUR MARKET OPPORTUNITY

According to the RedSeer Report, India has the largest population of children globally, with approximately 306 million children under 12 years of age as at July 1, 2023, with a birth rate of 16.4 births per thousand people in calendar year 2022. Child care products spending per capita in India is currently nascent, at only ₹9,280 – 9,350 in the Financial Year 2024, and is projected to grow faster than those in mature markets, at a CAGR of approximately 13 – 15% from 2023 to 2028 (compared to 2 – 4% for USA and 5 – 7% for China) (Source: RedSeer Report).

OUR COMPETITIVE STRENGTHS



Our Multi-Channel Multi-Brand Retailing Platform is Built to Enhance Shopping Experience for Mothers, Babies and Kids Products



Our key competitive strengths are:

- ***We are India’s largest multi-channel, multi-brand retailing platform for Mothers’, Babies’ and Kids’ products***

We are India’s largest multi-channel retailing platform for Mothers’, Babies’ and Kids’ products, in terms of GMV, for the year Financial Year 2024, according to the RedSeer Report. Our GMV increased to ₹91,211.28 million in the Financial Year 2024 from ₹72,576.34 million in the Financial Year 2023 and ₹57,994.63 million in the Financial Year 2022. Our scale in multi-channel retailing in India, along with a large parenting community on our platform provides us with a variety of advantages, such as a large volume of organically generated content, brand affinity, the opportunity to launch additional home brands, and the potential to improve our margins, as we benefit from economies of scale. Our multi-channel retail model lends itself well to Mothers’, Babies’ and Kids’ products categories, providing a “touch and feel” experience through modern stores and also the convenience of ordering online through our online platform. Our multi-channel approach also benefits customers who follow a “research online – purchase offline” shopping behaviour. Set forth below are details of our modern stores as at March 31, 2024, 2023 and 2022.

Particulars	As of March 31,		
	2024	2023	2023
Total number of COCO Stores	435	286	126
Total number of FOFO Stores	628	618	575
Total number of modern stores	1,063	904	701

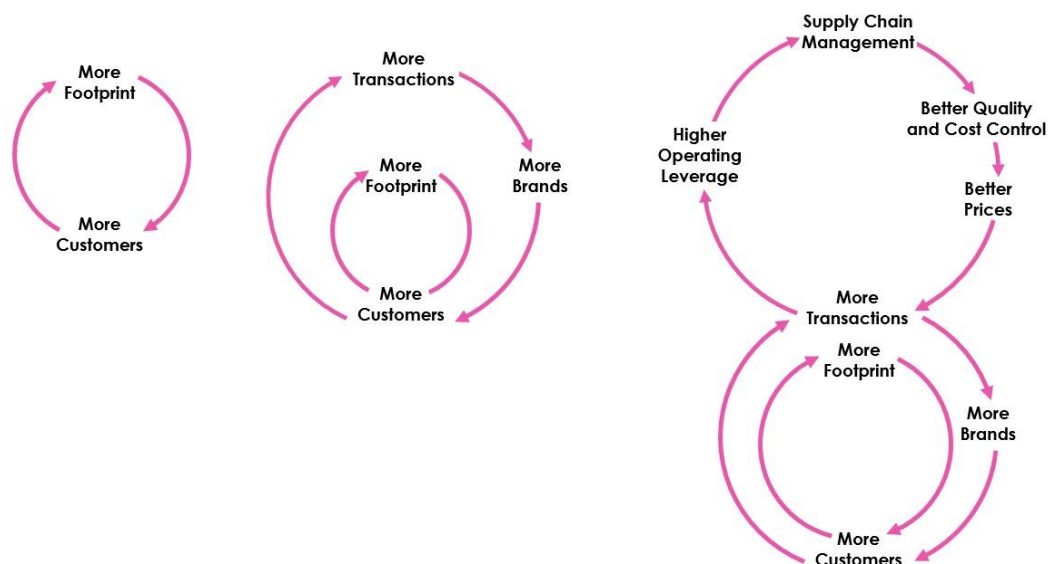
- ***Our platform has powerful network effects driven by content, brands and data***

Our content-led strategy enables engagement with parents early in their parenting lifecycle through our FirstCry.com parenting platform. Our customers value the content on our platform and further enhance it by adding their own experiences to the platform. We believe this leads to a virtuous cycle of new customer acquisition and enriched content. Our FirstCry.com parenting platform features video and written content on a wide range of topics from pre-pregnancy to pregnancy and parenting. This content is generated not only by other parents, but also by specialists such as doctors, gynecologists, and nutritionists. Our focus on content and word-of-mouth recommendations from parents about our platform also attracts many customers to our platform organically. The inputs we receive from our content and community platform also helps us identify product and pricing gaps in the Mothers’, Babies’ and Kids’ market. Our FirstCry mobile application in India had been downloaded more than 127 million times, 97 million times and 70 million times as of March 31, 2024, 2023 and 2022, respectively.

Our unique content strategy feeds into the transaction funnel and creates a strong flywheel effect, as we believe that increased content consumption and community engagement leads to increased customers, which

in turn leads to more transactions. With more customers and transactions, we continue to increase and curate our product assortment and brand relationships, which further increases the choice for our customers. During the Financial Year 2024, customers who interacted on our parenting community purchased products two times more frequently than the customers who did not interact on our parenting community.

With more transactions, we can drive higher operating leverage in our business, have better quality and cost control and provide better pricing to our customers, as reflected in the below flywheel.



After the UAE, we aim to replicate our India playbook in KSA. According to the RedSeer Report, we were the largest specialist online Mothers', Babies' and Kids' Product retail platforms in UAE, in terms of GMV, for the Financial Year 2024. Further, we commenced our operations in KSA in August 2022. We are the largest online-first Mothers', Babies' and Kids' product-focused retail platform in KSA, according to the RedSeer Report. We will continue to leverage the advantages of the established flywheel effects in our business in India and select international markets.

- **Brand affinity, loyalty and trust of customers in the FirstCry brand**

The brand affinity that we have built with our customers attracts them to engage on our platform and increases customer traffic. Our brand affinity is demonstrated by our Annual Unique Transacting Customers' base, which has grown to 9.11 million for the Financial Year 2024 from 6.86 million for the Financial Year 2022. Leveraging our brand strength, we have been able to and will continue to add more product and service adjacencies on our platform which we expect would further increase our customer base. Further, we believe that our strategy of expanding into select international markets and adjacent categories (such as education) helps improve our brand visibility. Our customers' brand loyalty is demonstrated by our repeat customers. Set forth below are details of our GMV from existing customers for the Financial Years 2024, 2023 and 2022 in absolute terms and as a percentage of our total GMV.

Particulars	For the year ended March 31, 2024		For the year ended March 31, 2023		For the year ended March 31, 2022	
	Percentage of GMV from Annual Unique Transacting Customers (%)		Percentage of GMV from Annual Unique Transacting Customers (%)		Percentage of GMV from Annual Unique Transacting Customers (%)	
	Amount (₹ in millions)		Amount (₹ in millions)		Amount (₹ in millions)	
GMV from existing customers	65,878.06	72.23%	52,963.20	72.98%	40,737.02	70.24%

We endeavor to provide emotional companionship across the parenting journey from the conception stage until a child reaches about 12 years of age, through our online platform, modern stores, preschools, and

parenting community. As part of our customer acquisition efforts, we provide complimentary gift hampers to mothers who have recently given birth, through our engagements with hospitals and maternity clinics. During the Financial Years 2024, 2023 and 2022, we had arrangements with 13,316, 13,633, and 14,245 hospitals and maternity clinics, respectively. These gift hampers contain curated samples from domestic and international brands and FirstCry coupons, which can be redeemed to purchase products on our platform. As of March 31, 2024, we have distributed more than 18.5 million gift hampers across more than 20,000 hospitals in 575 cities. The complimentary gift hamper program has helped us build connections with new parents from the onset of their parenting journey and has contributed to the growth of our customer base.

We believe that our ability to address parenting needs in a holistic manner fosters customer loyalty and provides a comprehensive platform to parents covering diverse requirements for their children.

- ***Combination of curating growing home brands and relationships with third-party brands***

Through our online platform and modern stores, we offer customers a variety of products, ranging from products of global and domestic Mothers', Babies' and Kids' brands (such as Medela India Private Limited, Chicco, Mee-Mee and Funskool (India) Limited), "mompreneurs" (i.e., mothers who operate home-based businesses) and our own home brands. Set forth below is the number of brands added on our FirstCry platform (in India, UAE and KSA) during the Financial Years 2024, 2023 and 2022, and brands associated with us on our FirstCry platform as at March 31, 2024, 2023 and 2022.

Particulars	As at financial year ended		
	March 31, 2024	March 31, 2023	March 31, 2022
Brands added on our FirstCry platform (in India, UAE and KSA)	1,125	2,250	2,235
Brands associated with us on our FirstCry platform	7,580	7,035	6,287

Our diverse product offering across third-party and home brands has significantly contributed to the growth of our revenue from operations in the last three Financial Years. We maintain long term and mutually beneficial relationships with brands. We have a dedicated brand partnerships team that works with brands to build mutually beneficial marketing campaigns that leverage our experience and data to grow the childcare products ecosystem, providing brands with channels for customer acquisition and opportunities for business growth.

Further, we have created our own baby and children product home brands for India and international markets such as BabyHug, Babyoye, Cutewalk and Pine Kids, among others, in the mid to premium category. We believe that our know-how in positioning brands, identifying product and price gaps, designing and development, product assortment and quality differentiates us from other well-known Mothers', Babies' and Kids' products retailers and brands. Our home brands play a key role in increasing the assortment of products for our customers.

- ***Our technology and data driven, personalized customer journey leads to higher customer engagement***

Personalized: We believe that being a mother is the busiest job in the world and hence curated customer journeys on our online platform helps mothers save their precious time. These discovery-led customer journeys, coupled with data collected and analyzed from our customers' profiles, historical interactions, location/catchment data, socio-economic data and our other channels provides a highly personalized tech-enabled shopping experience for busy parents. We provide relevant, moment specific shopping suggestions and parenting content. Parents can create a profile of their children on our platform making the customer shopping journey on our online platform personalized, more efficient and convenient.

Data-driven product and sales approach: By cross-leveraging sales information between our online platform and modern stores, we are able to identify local preferences at the city and state levels, particularly in fashion merchandise, based on geo-location tags. Our data driven merchandising approach helps us curate products that focus on market fit, ongoing demand and evolving customer trends, for both online and offline retail. We have a network of 1,063 FirstCry and BabyHug modern stores in 533 cities in 28 states and five union territories across India with over 2.12 million square feet of retail space, as at March 31, 2024. We believe that these factors provide us with a significant competitive advantage over other players.

Centralized inventory management: Through centralized inventory management covering both our online platform and modern stores, we are able to merchandise our inventory efficiently. Sales information across

our online platform and modern stores helps us drive auto replenishment algorithms for our modern stores which coupled with our warehouse and logistics network helps modern stores remain capital efficient (i.e., inventory-lean). Our auto replenishment algorithms cover categories ranging from consumables to complex categories such as baby and kids' fashion.

- **Full-stack platform with control over manufacturing and supply chain**

During the Financial Year 2024, we leveraged a network of over 900 contract manufacturers across India and overseas for our home brands, excluding contract manufacturers engaged by Globalbees Brands and its subsidiaries. Set forth below are the number of contract manufacturers engaged by us for our FirstCry platform in India during the Financial Years 2024, 2023 and 2022:

Particulars	For the year ended March 31,		
	2024	2023	2022
Contract manufacturers	982	779	740

In addition, three of our Subsidiaries, Swara Baby, Swara Hygiene and Solis Hygiene, manufacture diapers for our home brands and other third-party diaper brands. We offer products across categories such as apparel, diapers, feeding and nursing and toys under our home brands, which are manufactured by contract manufacturers. Through this we aim to comprehensively address product and pricing gaps in the market. By controlling the manufacturing of these products, we can exercise greater control over product quality, as well as improve our gross margins. We have long-standing relationships of several years with carefully selected manufacturers to develop high-quality products under our home brands. Our in-house developed product lifecycle management system (“PLM”) helps manage each stage of the production cycle, thereby providing control on production management with agility. Our onboarded manufacturers also follow our rigorous guidelines specified across categories. The manufacturing is carried out as per our specifications and requirements. With these carefully curated manufacturers and strong quality control processes, we aim to ensure consistency in our product offerings.

Our manufacturing and supply chain network coupled with our custom-built technology platform enables us to follow an auto-replenishment ordering model for our modern stores. This auto-replenishment model is backed by demand forecasting, demand-based inventory management, product assortment and curation, and smart supply chain operations.

As at March 31, 2024, our multi-channel retailing platform had an integrated supply chain consisting of 80 warehouses and stockists across 47 cities in India, with a total capacity of 3.18 million sq. ft., supporting 1,063 modern stores and network of 567 distributors and over 1,312 sub-distributors further enabling swift supply to 160,842 retailers general trade/modern trade retailers. As at March 31, 2024, we provided same day delivery in 45 cities and next day delivery in 1,043 cities in India for certain products (that are listed under ‘same day delivery’ and ‘next day delivery’ categories on our website), through our own as well as third-party logistics providers. Set forth below are details of our ten largest own and third-party logistics providers along with details of our contracts with them, and amounts paid to them during the Financial Years 2024, 2023 and 2022.

Name of Logistics Provider	Details of contracts	Amount paid for the for the year ended March 31,		
		2024	2023	2022
Busybees Solutions Limited	Logistics Private Delivery services agreement dated September 7, 2017, as amended by a addendums dated October 21, 2020, September 24, 2021 and December 5, 2022, valid until and unless terminated in writing by the parties.	2,885.30	2,624.07	2,443.45

Name of Logistics Provider		Details of contracts	Amount paid for the for the year ended March 31,		
			2024	2023 (₹ in million)	2022
Gati Express Limited	Kintetsu Private	Logistics service provider agreement dated October 1, 2021, valid until September 30, 2024	127.64	145.61	48.38
Ecom Limited	Express	Logistics agreement dated May 21, 2019 read with amendments dated May 22, 2020 and December 28, 2023, valid until May 20, 2025	102.16	80.37	99.03
Shri Transport Company	Shyam	Logistics service provider agreement dated January 10, 2023, as amended by way of agreement dated December 15, 2023 valid until June 17, 2025	36.19	13.11	0.08
Paramount Roadway		No long-term agreement. Services are provided from time to time on a request for quote basis.	34.71	19.20	2.93
ASL Logistics	Freight &	Logistics service provider agreement dated December 23, 2022, as amended by first amendment dated December 15, 2023, valid until May 8, 2025	33.34	17.50	9.41
SM Logistic		Logistics service provider agreement dated December 23, 2022, as amended by first amendment dated December 15, 2023, valid until September 16, 2025	31.78	16.33	3.51
Ajanta Private Limited	Logistic	No long-term agreement. Services are provided from time to time on a request for quote basis.	20.50	3.51	-
Choudhary Carrier	Freight	No long-term agreement. Services are provided from time to time on a request for quote basis.	18.45	12.03	0.69
Anubhav Logistics		Logistics service provider agreement dated December 15, 2023, valid until April 17, 2025	16.59	10.91	4.02

- ***Proven and scalable business model***

Our business demonstrated revenue growth from Financial Year 2022 to Financial Year 2024. For the

Financial Years 2024, 2023 and 2022, our revenue from operations was ₹64,808.56 million, ₹56,325.39 million, and ₹24,012.88 million, respectively, in accordance with our Restated Consolidated Financial Statements. The revenue from operations, based on the Unaudited Pro Forma Consolidated Financial Information, increased to ₹52,621.90 million in the Financial Year 2023 from ₹35,975.04 million in the Financial Year 2022.

Further, our Gross Margin % was 35.76%, 30.13%, and 34.53% for the Financial Years 2024, 2023 and 2022, respectively. The Gross Margin %, based on the Unaudited Pro Forma Consolidated Financial Information, amounted to 32.92% in the Financial Year 2023 and 33.09% in the Financial Year 2022.

We have focused on capital efficiency while scaling our business. Based on our Restated Consolidated Financial Statements and for the Financial Years 2024, 2023, and 2022, our net working capital days were 53 days, 50 days and 102 days respectively.

We believe our franchisee model is scalable and provides more touch points at limited additional cost, as the costs of setting up and operating the modern stores (in terms of capital expenditure and operating expenditure) are borne by franchisees. Our fungible inventory between channels provides resilience from demand fluctuation and obsolescence risks.

OUR GROWTH STRATEGIES

We aim to strengthen our leadership in the parenting ecosystem in our core market of India and key international markets such as the Middle East. Further, we believe that a baby's first cry is a special moment for parents, and we aim to make such moments of the parenting journey filled with joy and happiness. In this regard, our strategy is to continue to aggregate both demand and supply sides of our business through a range of strategic actions. The key elements of our strategy, adopted by our Board on April 28, 2024, are summarized below:

- **Grow our customer base by continuing to invest in brand, technology, products and our membership program**

We have been successful in expanding our Annual Unique Transacting Customers' base over the years (to 9.11 million for the Financial Year 2024 from 6.86 million for the Financial Year 2022) by consistently investing in brand, technology, products and (since June 2021) the FirstCry Club membership program. Set forth below is the GMV generated from our new and existing customers during the Financial Years 2024, 2023 and 2022:

Particulars	For the year ended March 31, 2024		For the year ended March 31, 2023		For the year ended March 31, 2022	
	Percentage of		Percentage of		Percentage of	
	Amount* (₹ in millions)	total GMV (%)	Amount* (₹ in millions)	total GMV (%)	Amount* (₹ in millions)	total GMV (%)
GMV from new customers	25,333.22	27.77%	19,613.14	27.02%	17,257.61	29.76%
GMV from existing customers	65,878.06	72.23%	52,963.20	72.98%	40,737.02	70.24%

*Represents GMV generated from customers during the Financial Year 2024.

We aim to further increase our customer base, while continuing to service the existing base. Accordingly, we will continue to invest in increasing our brand awareness (by continuing our marketing, business promotion, and FirstCry Club activities) and brand salience (by carefully expanding our assortment of products and SKUs, and maintaining the FirstCry parenting community). We will also further invest in our technology to elevate customer experience, and provide personalized, enjoyable and multi-channel customer journeys. For additional details, please see "**Objects of the Offer**" on page 184. These strategic actions may also help us convert more cross-sell / up-sell opportunities into transactions and enhance relevance for our customers. As an illustration, we recently expanded our product range into the 6 to 12-years-old age category. We offer such products through our website and through five COCO Stores. Further, to ensure comprehensive curation and assortment of products on our platform, we shall also continue to grow and nurture our network of third party brands.

- **Grow our offline and online touchpoints to strengthen our multi-channel competitive advantage**

We have a multi-channel footprint to serve our customers. As at March 31, 2024, we had 1,063 (with 2.12 million sq. ft. retail space) across India. Our FirstCry mobile application in India had been downloaded more than 127 million times, 97 million times and 70 million times as of March 31, 2024, 2023 and 2022, respectively. Further, our relatively recent FirstCry Arabia (UAE and KSA) mobile application had been downloaded more than 4.0 million times, 2.2 million times and 1.3 million times as of March 31, 2024, 2023 and 2022, respectively. We aim to further invest towards the expansion of our modern store network by adding both new stores and newer formats of stores across India and our international markets. We also seek to further leverage the synergies between the offline and online channels to create seamless journeys across touchpoints for our customers and brand partners. We will continue to invest in people, technology and infrastructure to build further capabilities for delivering an integrated multi-channel shopping experience. For details of the use of proceeds of the Offer to be utilized towards growing our footprint of modern stores and setting up of new stores internationally, please see “*Objects of the Offer*” on page 184. We believe our multi-channel business model will enable us to deliver superior operating margins, which in turn will act as a competitive advantage.

- ***Continue to expand our portfolio of home brands***

We believe that the success of our home brands portfolio so far has been as a result of identifying market gaps and building products to address customer needs by leveraging our marketing and customer insights. We aim to further diversify the product offerings through continuous research and review of our current home brand portfolio across our business channels and geographies, by launching innovative products, newer price segments, and also by adding new brands in the long-term.

- ***Expand general trade retail distribution of our home brands***

We have started building a network of distributors and retailers across India to increase the presence of our home brands on store shelves, across “mom-and-pop” stores, pharmacies, supermarkets, and hypermarkets. This would highly expand the reach of our home brands beyond their current presence on our website, mobile application and the FirstCry and BabyHug modern stores. Set forth below are the number of our general trade retail touch points as at March 31, 2024, 2023 and 2022:

Particulars	As at March 31,		
	2024	2023	2022
General trade retail touch points	160,842	118,408	20,397

Our expanded retail distribution network will also help to increase the visibility and market penetration of our home brands, in India and internationally.

- ***Further invest in manufacturing in the baby and kids’ product categories, and supply chain capabilities***

We propose to expand our manufacturing capabilities for toys, diapers and baby and kids’ apparel categories in India by growing our network of contract manufacturers and increasing the manufacturing capacity of our Subsidiaries. We believe that our expanded manufacturing capabilities will provide us greater control over our product quality and assortment, achieve faster turn-around (design to delivery), ensure supply chain security and increase our gross margins. We also aim to invest in additional warehouses and last-mile delivery capabilities to provide a better customer experience.

- ***Selective expansion in international markets***

We have gained experience in nurturing and growing the Mothers’, Babies’ and Kids’ products based businesses in India. As we grow our customer base in India, we will also aim to selectively explore international expansion. We will continue to selectively assess other international markets either via organic or inorganic expansion. The key criteria for our expansion into international markets include favorable demographics, market size and growth potential, benign competition in relevant product categories, and scope of scaling up the business to provide a multi-channel experience to our customers in these countries. Revenue from operations from our international segment (before inter-segment elimination) was ₹7,537.16 million, ₹4,874.83 million and ₹3,520.42 million in the Financial Years 2024, 2023 and 2022, respectively, as per our Restated Consolidated Financial Statements. According to the RedSeer Report, we were the largest specialist online Mothers’, Babies’ and Kids’ Product retail platforms in UAE, in terms of GMV, for the year ending Financial Year 2024. Further, we are the largest online-first Mothers’, Babies’ and Kids’ product-focused

retail platform in KSA, according to the RedSeer Report. After the UAE, we aim to replicate our India playbook in KSA.

- ***Expand and Grow Globalbees House of Brands***

We will continue to assess and expand the portfolio of India and Global D2C brands (other than Mothers', Babies' and Kids brands) in Globalbees house of brands through strategic investments and acquisitions, online platform distribution relationship, brand licensing arrangements and OEM relationships. For further details on Globalbees Brands, please see “ – ***Globalbees Brands***” on page 295.

DESCRIPTION OF OUR BUSINESS

In 2010, we set up the FirstCry platform as a multi-channel retail destination for Mothers', Babies' and Kids' products. We launched our online platform in December 2010 and opened our first modern store in June 2011. By providing our customers with both offline and digital shopping experiences, we cover all relevant customer touchpoints. Our customers have access to a “touch and feel” experience through modern stores and also the convenience of ordering online through our online platform. Our multi-channel approach also benefits customers who follow a “research online – purchase offline” shopping behavior. With our multi-channel presence, we believe we are able to harness this behavior and increase our wallet share from such customers. Our presence both in online and offline markets help increase our brand recall, which results in higher efficiency of marketing efforts.

Innovations and focused investments in distribution, marketing, technology, and logistics have enabled us to build a long-term relationship with our customers. We believe that we have leveraged our content creation and curation capabilities to build an engaged parent community that provides us an in-depth understanding of our customer needs. This puts us in a unique position to build a personalized and curated assortment across various price points, making it convenient for our customers to discover products of their choice within their respective budgets. This makes us an effective discovery and shopping platform.

Our revenue model

We organize our business into the following reportable segments:

- ***India multi-channel segment:*** this segment covers our online platform, modern stores as well as general trade retail distribution in India, covering both home brand and third-party products. In addition, this segment also covers our manufacturing operations in India;
- ***International segment:*** this segment covers our operations in UAE and KSA;
- ***Globalbees Brands segment:*** this segment covers GlobalBees Brands and its subsidiaries; and
- ***Others:*** This segment covers other businesses which are currently not material (for example, our education business).

For additional details, please see “***Restated Consolidated Financial Statements – Note 31 – Operating Segment***” on page 456.

Our revenue from operations consists of sale of products and other operating revenue, as further explained below:

- ***Sale of products:*** Sale of products relates to transactions where we act directly as the seller of goods we purchase from our suppliers or owned brands that we manufacture.
- ***Other operating revenue:*** Other operating revenue consists of (i) internet display charges, which we charge from brands for advertising on our platform and (ii) other operating revenue (including preschool revenue).

We calculate revenue from operations in accordance with our accounting policies, whereby revenue towards satisfaction of a performance obligation is measured at the transaction price (net of variable consideration) allocated to that performance obligation. The transaction price of goods sold, and services rendered is net of variable consideration on account of various discounts and schemes offered by us. In case of FOFO Stores, we recognize the revenues earned from such franchisees after adjusting for the margins given to franchisee, taxes and returns. In case of online platform and COCO Stores, revenue is recognized after adjusting the discount given to customers, taxes and returns. Further necessary adjustments (as required under IND AS 115) are made to arrive at the consolidated revenue from operations.

The table below sets forth the break-down of revenue generated from sale of products and internet display charges as a percentage of revenue from operations for the Financial Years 2024, 2023 and 2022:

Particulars	For the year ended March 31, 2024		For the year ended March 31, 2023		For the year ended March 31, 2022	
	Amount (₹ in millions)	Percentage of revenue from operations (%)	Amount (₹ in millions)	Percentage of revenue from operations (%)	Amount (₹ in millions)	Percentage of revenue from operations (%)
Revenue generated from sale of products	63,255.11	97.60%	55,194.40	97.99%	23,235.02	96.76%
Revenue generated from internet display charges	925.79	1.43%	753.10	1.34%	635.14	2.64%

Our Mothers', Babies' and Kids' Products Offering

We have an extensive Mothers', Babies' and Kids' offering, more than 1.65 million SKUs from more than 7,580 brands on our multi-channel platform across the clothing and fashion, toys, books, school supplies, diapers, bath and skin care, feeding and nursing, health and safety, baby gear, and maternity categories, as at March 31, 2024. Our portfolio includes home brands, domestic brands, international brands including various premium brands. The breadth of our portfolio, coupled with our understanding of the needs and preferences of parents, enables us to personalize our selection even as we cater to a more diverse customer base.

We cover a broad range of sub-categories, as described below:

- *Babies' and kids' fashion.* Fashion for boys and girls ranging from newborn babies to kids up to 12 years of age, including clothing, footwear and accessories.
- *Toys.* Various types of toys such as musical toys, child development toys, learning and educational toys, soft toys and backyard play.
- *Diapering.* Disposable diapers, baby wipes, cloth diapers, bed protectors, diaper bags and potty chairs.
- *Baby gear.* Strollers, scooters, baby walkers, car seats and baby carriers.
- *Feeding and nursing.* Baby food, infant formula, feeding bottles, breast pumps, utensils, teething, sterilizers and pacifiers.
- *Bath and skin care.* Baby lotions, oils, bathtubs, bath towels, and other bathing accessories.
- *Baby nursery.* Cots, cradles, playpens, blankets, mosquito nets, wardrobes, furniture, room décor, bookshelves and travel accessories.
- *Health and safety.* Cleansers, oral care, childproofing products, mosquito repellents, face masks, and thermometers.
- *School supplies.* School stationery, school bags, water bottles, lunch boxes, and other accessories.
- *Birthday and gifts.* Party supplies, party décor, gift sets, and return gifts.
- *Moms and maternity.* Nursing wear, maternity clothing, lingerie, maternity personal care products, pregnancy pillows, parenting books, and women's personal care products.

We have maintained long term relationships with brands, ranging from multi-national brands and celebrity led brands such as ARIAS Kids, Superbottoms and Mee-Mee to "mompreneurs" (i.e., mothers who operate home-based businesses).

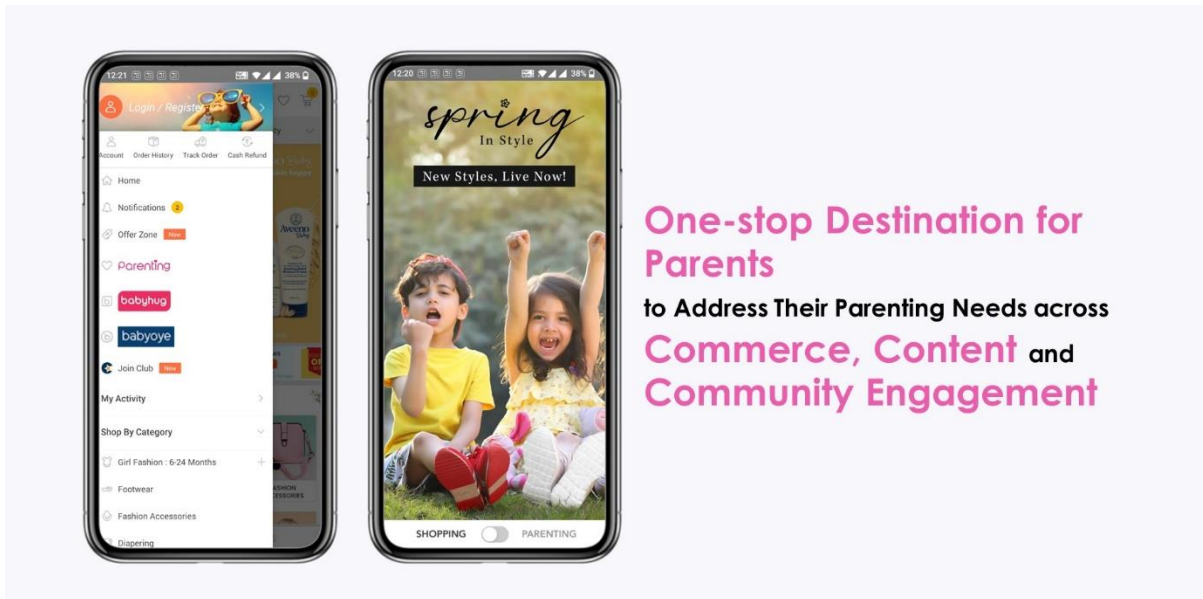
The FirstCry Online Platform

Our online platform includes our mobile application, website and mobile site. In addition to shopping, the FirstCry Parenting community provides a forum for enriching parenting content and engagement.

Our customers' shopping needs change based on their children's life stages. In order to enable discovery of the most relevant products to parents at the corresponding times, we personalize our app into 11 broad profiles based on our customers' children's demographics, which covers children's age groups up to 12 years of age. Our personalized product browsing and shopping experience provides relevant information for a customer to make informed choices. The browsing experience on our app and website is further simplified, with unique segmentation of categories and product types, which enables customers to discover products easily and helps to facilitate purchases. Our basket-based analysis allows us to personalize and upsell to customers through suggestions such

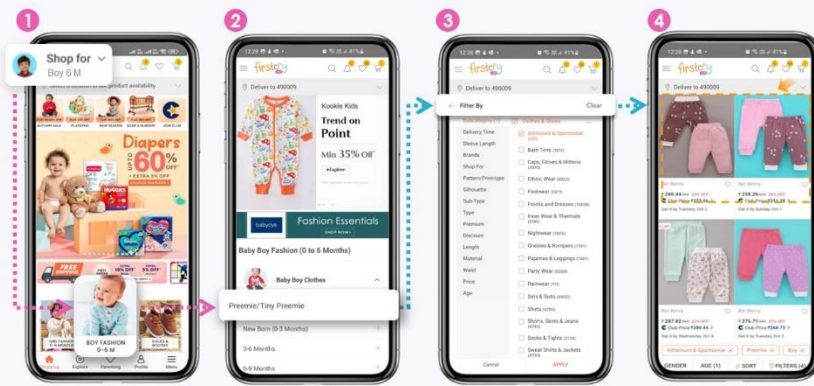
as “products frequently bought together”. With personalization and data leveraging across multiple parameters such as customer behavior and product attributes, we are able to optimize impression distribution and pricing across products, optimize stock levels and improve sales. Personalized journeys on our platform save time for the busy, young parents who shop with us.

As at March 31, 2024, our mobile application in India had a user rating of 4.6 on the Apple App Store and 4.4 on the Google Play Store. The images below depict examples of customer journeys on our mobile application:



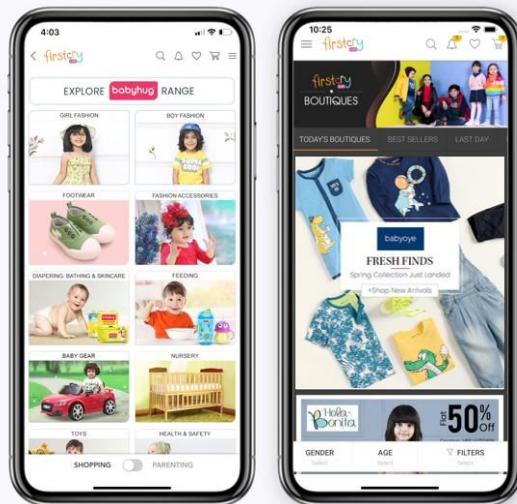
Personalized Shopping Experiences with Customized Homepages Comprising Specially Curated Category Menus





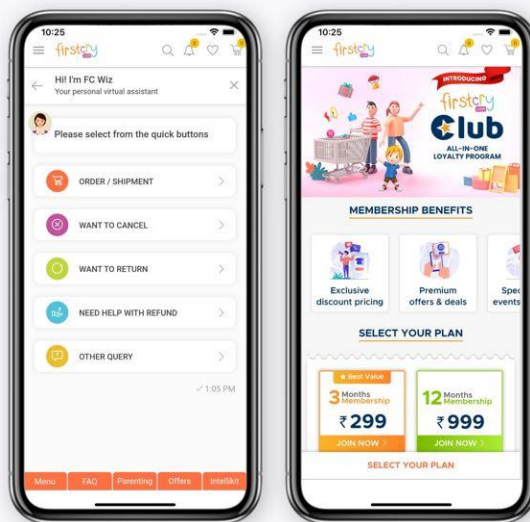
Catering to Busy Moms by Displaying Personalized Categories, Powering Discovering and Easy Navigation with Relevant Filters and Sorting Algorithms

Exclusively Shop for Products from **FirstCry Home Brands**



Keep up with Latest Fashion Trends and Showcase Own Collections with **FirstCry Boutiques**

Chat with **FC Wiz** to Enjoy a Seamless Shopping Experience



Enjoy Exclusive Benefits by Becoming a Member of the **FirstCry Club**

FirstCry modern stores

Our modern stores are an important aspect of our multi-channel strategy. Some of the products that we sell often

require a ‘touch and feel’ experience, physical interaction and in-person consultations to arrive at a purchase decision, especially certain higher value and/or complex categories, such as strollers, rockers and cribs. The purchase of these items can include multiple customization options and configurations, making an in-person purchase more convenient. Similarly, choosing kids’ fashion products can also be easier in modern stores, where our customer relationship officers can recommend products and answer questions. In an effort to be physically closer and provide a personal experience to our customers, we launched our first modern store in June 2011.

We have over 2.12 million square feet of retail space and 1,063 modern stores in 533 cities as at March 31, 2024. We had the largest retail space and Retail Footprint amongst Specialty Mothers, Babies, and Kids’ Retailers in India, as at March 31, 2024, according to RedSeer. Our pan-India network of modern stores span across 28 states and five union territories in India as at March 31, 2024. Sales distribution models from multi-channel retail helps us to identify the locations for new modern store openings. Our modern stores are in two formats: franchisee-owned and franchisee-operated stores and Company-owned and Company operated stores. As at March 31, 2024, all of our FirstCry COCO Stores were operated through Digital Age. Our Company operates in largely two store types under both these formats: FirstCry modern stores and BabyHug modern stores. FirstCry modern stores sell multiple brands, including third-party brands, while BabyHug modern stores exclusively sell ‘BabyHug’ products. 628 of our modern stores operate on an asset-light franchisee model, where capital expenditures and operating expenditures, including working capital, are borne by the franchisees. As at March 31, 2024, out of a total of 1,063 modern stores, 435 were COCO Stores. During the Financial Years 2024, 2023 and 2022, we opened 149, 160 and 74 COCO Stores, respectively. Further we closed one COCO Store in the Financial Year 2022. Set forth below are certain details in relation to our modern stores, the geographical concentration of GMV from our modern stores in India, and average GMV per store as at/for the years mentioned:

Particulars	As at/during the year ended March 31,		
	2024	2023	2022
Number of COCO Stores at the beginning of the year	286	126	53
Net addition of COCO Stores*	149	160	73
Total number of COCO Stores at the end of the year	435	286	126

*Net addition of COCO Stores = Number of COCO Stores opened during the year – number of COCO Stores closed during the year

Particulars	As at/during the year ended March 31,		
	2024	2023	2022
Number of FOFO Stores at the beginning of the year	618	575	478
Net addition of FOFO Stores*	10	43	97
Total number of FOFO Stores at the end of the year	628	618	575

*Net addition of FOFO Stores = Number of FOFO Stores opened during the year – number of FOFO Stores closed during the year

Particulars	As at/during the year ended March 31,		
	2024	2023	2022
Total number of COCO Stores	435	286	126
Average GMV per COCO Store (₹ Million) [#]	16.16	14.35	13.06
Total number of FOFO Stores	628	618	575
Total number of franchise partners*	556	546	502
Average GMV per FOFO Store (₹ Million) [#]	18.76	19.27	16.10
Total number of modern stores	1,063	904	701
Average GMV per modern store (₹ Million) [#]	17.80	18.01	15.66

*For calculation of our franchise partners, a single partner operating multiple FOFO Stores has been counted as a single unit.

[#] Average GMV refers to GMV for the relevant year divided by the average of the number of stores at the beginning of the relevant year and at the end of the relevant year.

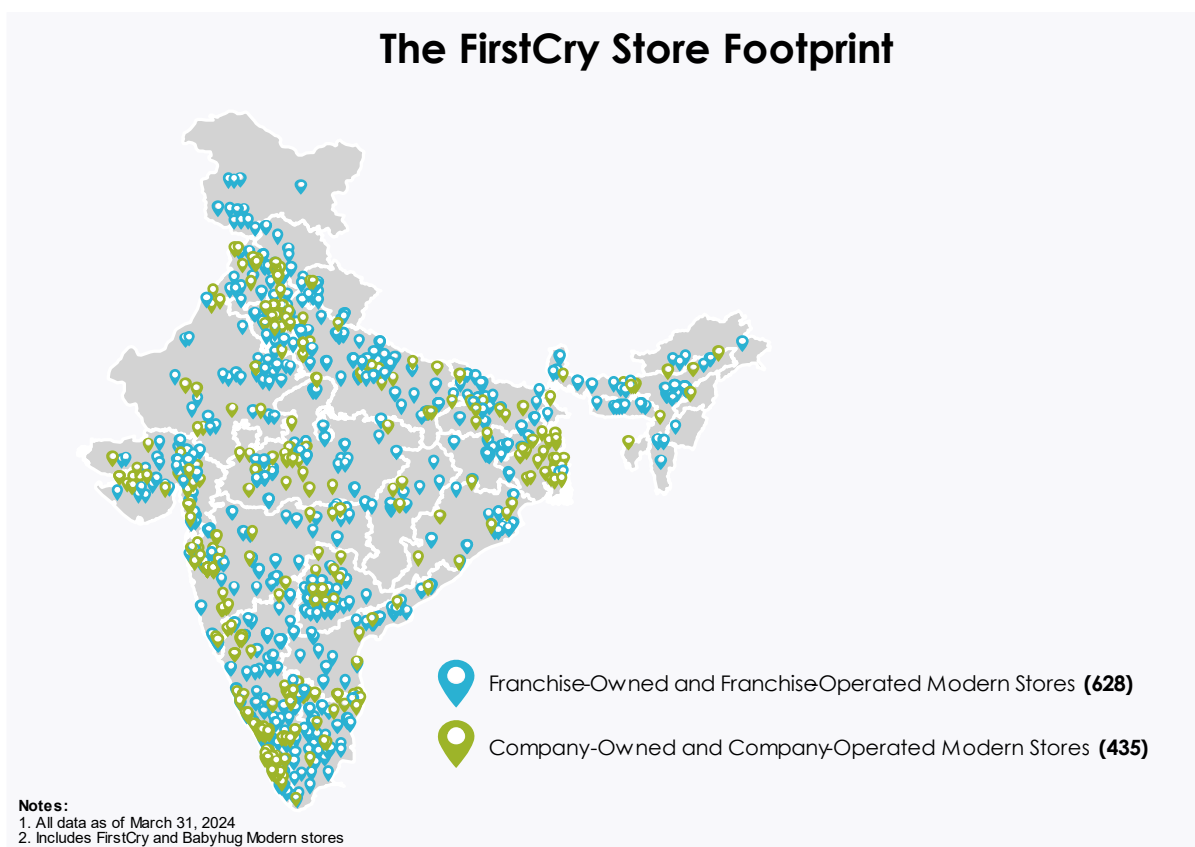
Notes:

1. The GMV of COCO Stores and FOFO Stores depends on their size and the number of years of their operations.

2. The GMV set out in the table above only includes GMV from operations in India. Our operations outside India comprise online channel only.

Region-wise GMV distribution in India (from our modern stores)	For the year ended March 31, 2024		For the year ended March 31, 2023		For the year ended March 31, 2022	
	(₹ in Millions)	(%)	(₹ in Millions)	(%)	(₹ in Millions)	(%)
East ⁽¹⁾	2,420.91	13.82%	1,948.31	13.48%	1,231.11	12.76%
North ⁽²⁾	4,826.47	27.56%	3,989.04	27.61%	2,629.24	27.25%
South ⁽³⁾	6,492.07	37.07%	5,294.07	36.64%	3,469.12	35.96%
West ⁽⁴⁾	3,771.74	21.55%	3,218.62	22.27%	2,318.43	24.03%
Total	17,511.19	100.00%	14,450.04	100.00%	9,647.90	100.00%

- (5) Covers Arunachal Pradesh, Assam, Bihar, Jharkhand, Manipur, Meghalaya, Mizoram, Nagaland, Odisha, Sikkim, Tripura and West Bengal in India.
- (6) Covers Chandigarh, Delhi, Haryana, Himachal Pradesh, Jammu and Kashmir, Ladakh, Punjab, Rajasthan, Uttar Pradesh, and Uttarakhand in India
- (7) Covers Andhra Pradesh, Karnataka, Kerala, Pondicherry, Tamil Nadu, and Telangana in India.
- (8) Covers Chhattisgarh, Goa, Gujarat, Madhya Pradesh, and Maharashtra in India.



We design each modern store in-house, with the objective of ensuring optimal space utilization at low cost. Each modern store uses a cloud point-of-sale software which is built in-house, is continuously upgraded and updated, and is customized to suit our business needs. We have also developed tools such as an automatic replenishment system, which help replenish products at all our modern stores. This automates the supply chain and ensures availability of our products for our customers while reducing errors and overheads that arise from manual processing.

We have customer relationship officers working at our modern stores, who assist parents in choosing the right products for their children. We train store staff through our in-house developed virtual ‘FirstCry Academy,’ which provides training to ensure each staff member is well-equipped to assist customers.

Set forth below are pictures of certain FirstCry modern stores:

Our FirstCry Modern Stores



Set forth below are pictures of certain BabyHug modern stores:

Our BabyHug Modern Stores

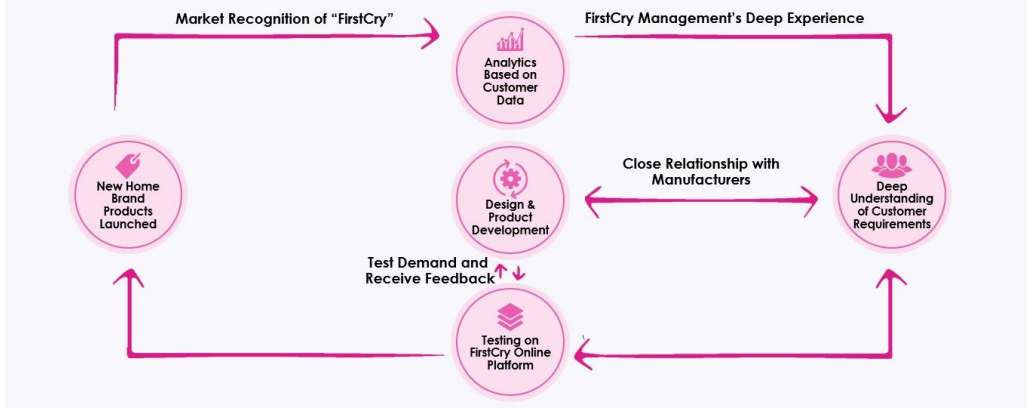


FirstCry Home Brands

Our portfolio of home brands is spread across various categories, offering products for expecting mothers to a 12-year-old child. Our home brands are available through our multi-channel retailing platform, and are sold in India and internationally. We undertake extensive research on our home brands, leveraging our customer data analytics, to try ensure that our home brands meet customer needs and preferences. We have invested in both the technology and team involved in the development of our home brands. Our design and product development team, with the help of proprietary technology enabled tools, builds our home brand offerings.

We have long-standing relationships with carefully selected contract manufacturers to develop products under our home brands. Our in-house developed PLM system helps manage each stage of the production process, thus providing complete control on production management. PLM as a tool has proven highly beneficial in managing the product development of our wide home brand offerings and driving efficiency and effectiveness in our end-to-end process (design to delivery). Our onboarded manufacturers are expected to follow our rigorous guidelines and the manufacturing is done as per our specifications and requirements. Our carefully curated manufacturers and our strong quality control processes ensure consistency in our product offerings. Our contract manufacturers are based in several states in India as well as other countries.

FirstCry is Well-suited to Create and Nurture a Robust Portfolio of Home Brands



Set forth below is a description of our key home brands:

- BabyHug:*** BabyHug is the largest Mothers', Babies', and Kids' products brand in the Asia Pacific region (excluding China) in terms of product assortment as at March 31, 2024, according to the RedSeer Report. BabyHug is also the largest multi-category Mothers', Babies', and Kids' products brand in India in terms of GMV, for the Financial Year 2024, according to the RedSeer Report. Under the BabyHug brand, we sell products for new-born babies to children aged six years, across apparel, footwear, diapers, wipes, baby gear, nursery, toys and personal care categories. BabyHug products have been purchased by more than 16.76 million parents across India, UAE and KSA, as at March 31, 2024, and offer comfort, functionality, style and convenience. BabyHug products are also available in 768 FirstCry modern stores, 290 exclusive BabyHug modern stores and more than 160,842 retail outlets (including pharmacies) across India as at March 31, 2024.
- CuteWalk:*** CuteWalk is an exclusive babies' and kids' footwear sub-brand under BabyHug and has the largest product assortment of babies', and kids' footwear products in India as at March 31, 2024, according to the RedSeer Report.
- Pine Kids:*** Pine Kids has a product offering for children aged four years to 12 years. Pine Kids is a clothing, footwear, accessories, toys, sports, education and lifestyle brand that focuses on offering high-quality, trendy, comfortable, functional, value-for-money and safe products. Pine Active is a sports wear range under Pine Kids which provides comfortable athleisure wear with more than 350 styles available as at March 31, 2024. Further, we have also a bath and skin care range focused on tweens and teens under the Pine Kids brand. In addition to FirstCry modern stores, Pine Kids products are also available in one exclusive Pine Kids modern store as at March 31, 2024.
- Babyoye:*** Babyoye is a premium brand for baby fashion products available in more than 10,800 styles. A majority of the products under this brand are made out of premium soft organic fabrics and supima cotton. In 2021, we launched a footwear range under this brand that currently offers more than 1,700 unique premium footwear styles.

In September 2023, we signed an agreement with a multinational brand to manufacture merchandise featuring various characters from the brand across various categories under some of our home brands.

Set forth below is an image depicting our portfolio of home brands:



Manufacturing

During the Financial Year 2024, we had a network of more than 900 contract manufacturers across India and in other countries for our home brands, excluding contract manufacturers engaged by Globalbees Brands and its subsidiaries. Set forth below are the number of contract manufacturers engaged by us for our FirstCry platform during the Financial Years 2024, 2023 and 2022:

Particulars	For the Financial Year		
	2024	2023	2022
Contract manufacturers	982	779	740

Through our contract manufacturers, we manufacture and sell SKUs across categories such as apparel, diapers, baby food and toys, among others, under our home brands as well as for third party companies. Our supervision of the contract manufacturing process allows us to control the quality of the products better, as well as improve our margins. We have long-standing relationships with carefully selected manufacturers to develop high-quality products under our home brands. Most of our Mothers', Babies' and Kids' apparel and footwear are manufactured through our network of contract manufacturers, which go through a series of quality checks prior to onboarding. We also regularly inspect, monitor and control the production process to standardize quality. We have standardized the process of sourcing our fabric and yarn with select shortlisted suppliers. We conduct regular inspections through the production process in predetermined formats, followed by detailed tests for styles covering various garment performance parameters. This comprehensive series of processes ensures that our product quality is standardized. In our manufacturing operations, we also seek to benefit from the Make in India campaign initiated by the Government of India, through the Production Linked Incentive Scheme ("PLI Scheme"). Under the PLI Scheme, pursuant to a letter of eligibility issued to Swara Baby, Swara Hygiene is eligible to receive financial incentives based on meeting the required level of performance both in terms of threshold investment and threshold turnover/incremental turnover as per the PLI Scheme guidelines. Since such benefits will start accruing based on Swara Hygiene's revenues for the Financial Year 2025, we are yet to avail of any such financial incentives. As a business group, we prioritize manufacturing our products locally.

Our PLM system, which was developed in-house, helps manage each stage of the production cycle, thereby providing control on production management with agility. The system allows buyers and vendors to efficiently and accurately manage, communicate, and monitor the thousands of SKUs launched every month. It enables our fashion ecosystem of designers, buyers and quality control officers to manage and approve designs, samples, costs from multiple vendors, track stages of manufacturing, and track shipments until products reach their respective warehouses. It has helped us to improve the efficiency, accuracy and productivity across end-to-end manufacturing process.

We also engage in contract manufacturing of various baby toiletries and consumables. To ensure efficacy and safety, these consumable products undergo a series of stringent laboratory tests and certifications that are conducted by laboratories. Various parameters are evaluated before the product reaches the testing stage and only after satisfactory outcome of the process, the final production takes place. For each manufacturing batch, laboratory tests are done to ensure that each product is of consistent quality.

With years of experience, long standing relationships with carefully curated manufacturers and strong quality control processes, we deliver quality and consistency in our product offerings, and increase our margins by controlling costs at every stage of the product lifecycle.

Swara Baby’s manufacturing plant is located at Plot no 381-388, Sector 3, Industrial area, Pithampur, District Dhar, Madhya Pradesh, 454774 and is held on a leasehold basis. The tables below set forth the details of capacity utilization of manufacturing units operated by Swara Baby, Solis Hygiene, and Swara Hygiene to manufacture diapers for our home brands and other third-party diaper brands.

Particulars	As at and for the year ended March 31,		
	2024	2023	2022
	<i>(Number of pieces in millions, except percentages)</i>		
Swara Baby – pant-style baby diapers			
Installed capacity	1,173.60	1,173.60	799.60
Production	847.90	754.97	527.96
Capacity utilization (%)	72.25%	64.33%	66.03%
Solis Hygiene – diapers (for babies and adults)			
Installed capacity	265.00	154.58	N.A. #
Production	244.65	90.68	N.A. #
Capacity utilization (%)	92.32%	58.66%	N.A. #
Swara Hygiene – pant style baby diapers			
Installed capacity	320.00	N.A. ##	N.A. ##
Production	145.43	N.A. ##	N.A. ##
Capacity utilization (%)	45.45%	N.A. ##	N.A. ##

*Not annualized.

#Manufacturing commenced during the Financial Year 2023.

##Manufacturing commenced during the Financial Year 2024.

Supply Chain

As at March 31, 2024, our multi-channel retailing platform had an integrated supply chain consisting of 80 warehouses and stockists across 47 cities in India, with a total capacity of 3.18 million sq. ft., supporting 1,063 modern stores. As at March 31, 2024, we provided same day delivery in 45 cities and next day delivery in 1,043 cities in India for certain products (that are listed under ‘same day delivery’ and ‘next day delivery’ categories on our website), through our own as well as third-party logistics providers. Set forth below are the number of our warehouses and stockists, and cities where we provide same day and next day deliveries as at March 31, 2024, 2024 and 2022:

Particulars	As of March 31		
	2024	2023	2022
Warehouses and stockists	80	79	67
Cities where we provide same day deliveries	45	46	32
Cities where we provide next day deliveries	1,043	1,053	1,035

Our third-party logistics service providers include BusyBees Logistics Solutions Private Limited, Ecom Express Limited, Gati Limited, Safe Express Limited, and TCI India Limited to execute our deliveries and ensure smooth and efficient delivery of products from our warehouses to our customers. This widely distributed supply chain network helps us to control our logistics and overhead costs, while maximizing customer satisfaction.

Inventory Management

Our inventory management is guided by demand forecasting and our auto-replenishment system, which depends on factors such as historical sales trends by region, lead time, safety stock, minimum order quantity and replenishment frequency agreed with our brand relationships and vendors. Many of our vendors work on a consignment sale model, which mitigates our exposure to excess inventory. Pursuant to our experience in inventory management, we did not experience any material loss on account of obsolescence and expired products in the Financial Years 2024, 2023 and 2022.

With personalization and data leveraging across multiple parameters such as customer behavior and product attributes, we can optimize impression distribution and pricing across products, optimizing stock levels. Furthermore, our data driven merchandising approach helps us to curate and manufacture products that focus on

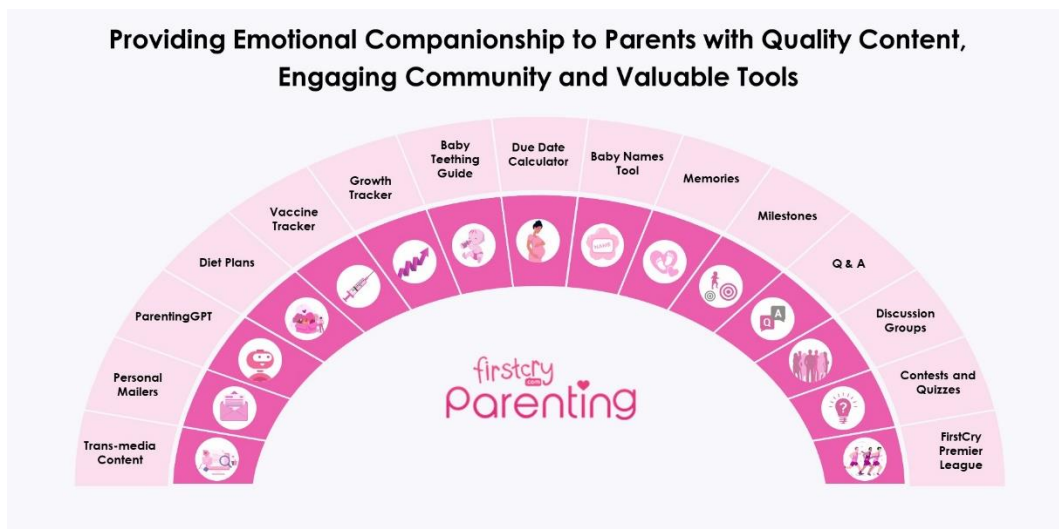
market fit, ongoing demand and evolving customer trends, for both online and offline retail. Localized sales learning model from multi-channel retail helps us to identify the most appropriate new store merchandise.

The FirstCry Parenting Community

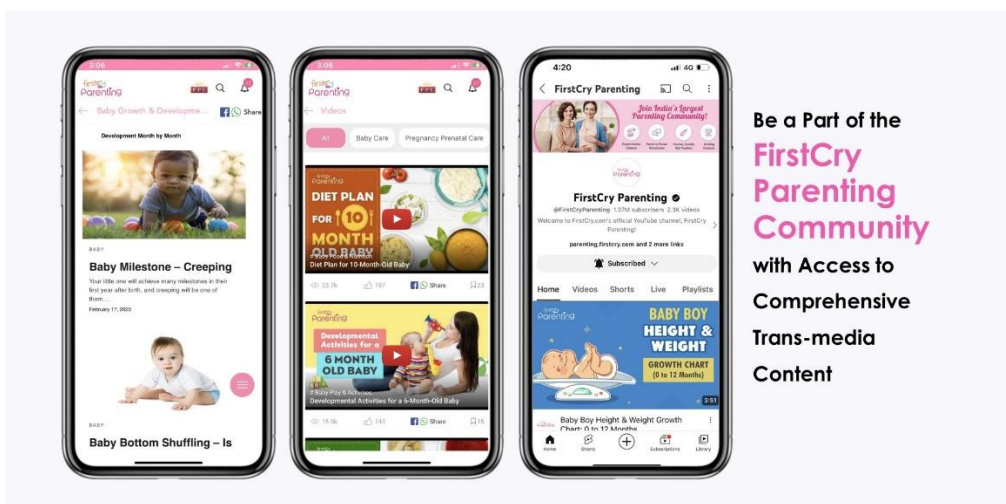
Our FirstCry Parenting digital community is part of our holistic platform for parents and parents-to-be, providing an inclusive, educational and engaging community to help parents along their pregnancy and parenting journeys. The community includes parents and specialists (including medical practitioners who participate on our platform, such as pediatricians, gynecologists, nutritionists, lactation consultants), who actively participate in various modes of community interactions. According to the RedSeer Report, FirstCry Parenting, our YouTube channel with over 1.48 million subscribers as at June 30, 2024, had the largest subscriber base among brand parenting channels on YouTube in India (Source: RedSeer Report).

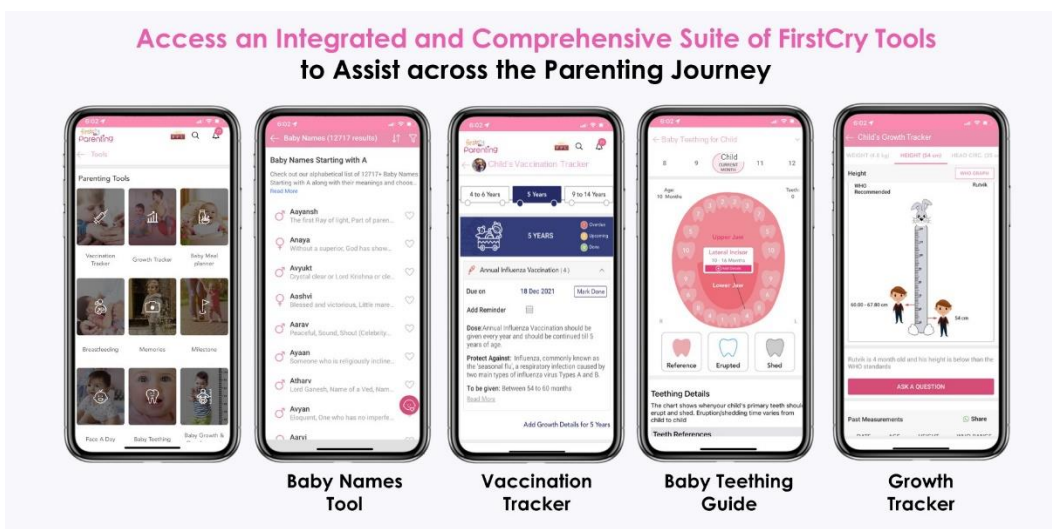
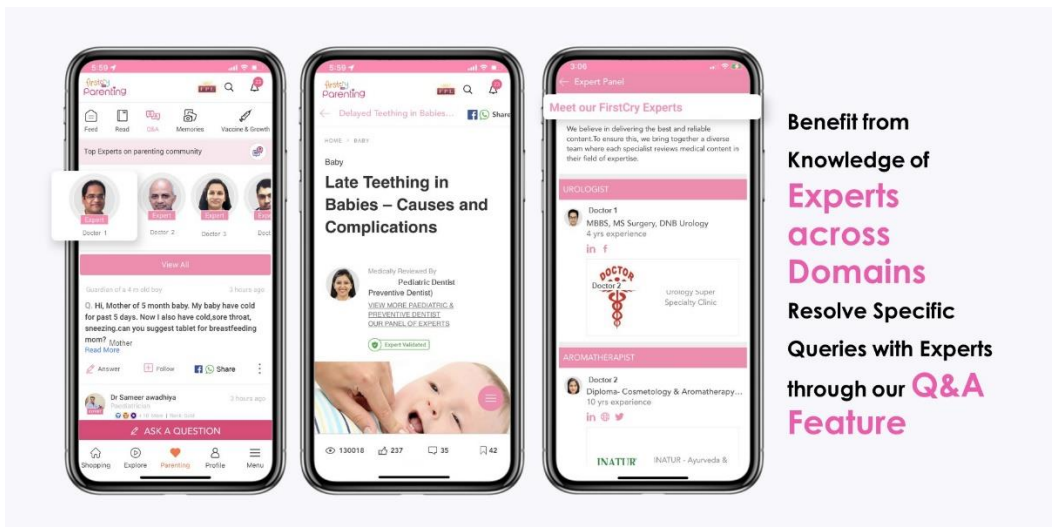
Through the interactive social network of our parenting community, and as parents share their experiences, community engagement and trust grow organically from experienced parents to new and expecting parents, that further helps us in customer acquisition. This process of referrals and recommendations from one cohort of parents to the next not only helps us build brand affinity for FirstCry, but also strengthens our user retention via high engagement metrics, lower cost of customer acquisition and overall improvement in the flywheel of shopping. During the Financial Year 2024, customers who interacted on our parenting community purchased products two times more frequently than the customers who did not interact on our parenting community.

The following graphic portrays the tools provided by FirstCry Parenting:



Set forth below are certain images of our FirstCry Parenting community platform:





Parenting Educational Features and Tools

FirstCry Parenting provides educational information for parents in the form of curated video and article content, parenting and pregnancy tools, Q&A with experts, immunization schedules, trackers, personalized meal plans and other relevant resources, all personalized for each child’s age. Our parenting knowledge bank has been compiled with thorough research, diligent processes with the help of subject matter professionals including doctors and specialists, and parents’ feedback.

Multi-Platform Media Content

As at March 31, 2024, our FirstCry.com parenting platform provided more than 15,000 parenting educational articles spanning across nine categories and 112 subcategories covering family planning/pregnancy to older children. This content can be accessed on our mobile application or website in either text or, for certain topics, in video formats. As at March 31, 2024, our mobile application had a 4.6 rating on iOS and a 4.4 rating on Android in India.

Each customer’s feed is personalized based on their child’s date of birth, allowing us to provide effective content discovery and timely notifications (weekly, monthly, scheduled reminders) and e-mails. This personalization ensures that the appropriate information is made available to the user at the appropriate time, leading to increased engagement of existing customers.

We develop our educational content keeping web and search engine best practices in mind, to ensure that the content is crawled, indexed and ranked well on all search engines. As a result, expecting or new parents who search the web for answers to common questions can click on our articles. This avenue allows us to funnel and

onboard expecting or new parents onto our platform early on in their parenting cycle, and helps FirstCry become a top of mind choice for shopping throughout their parenting journey.

Q&A Features

Our Q&A feature allows customers to post their questions, receive answers and have access to the questions and answers posted by other customers and experts. With a comprehensive Q&A and article knowledge base, we have been able to refine our algorithms to recommend the most relevant articles and Q&A to each parent. The Q&A feature is also a source of feedback and suggestions from parents regarding products they need throughout their parenting journeys. For instance, we created a range of steel products for children, including cutlery and feeding bottles, to meet parents' requests for plastic-free feeding products.

Vaccination and Growth Trackers

We provide parents with a vaccination tracker, which allows them to keep convenient digital records of their child's inoculation details and growth. The tracker automates the immunization schedule of each child, providing parents with notifications regarding any upcoming or overdue vaccines. We have also engaged with pharmaceutical companies, to provide education regarding the importance of vaccines.

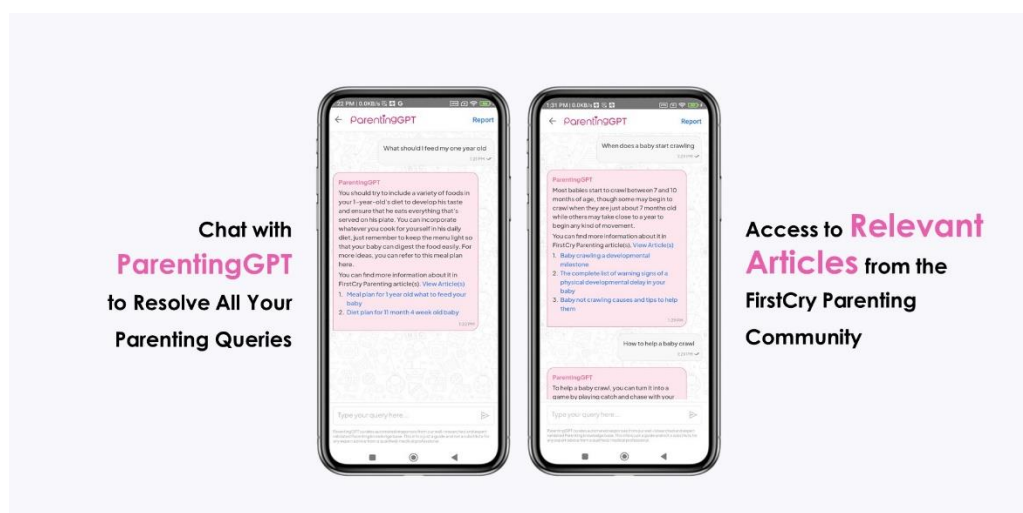
Similarly, our growth tracker allows parents to record and monitor their child's weight, height and head circumference, which is graphically illustrated to show at par/below par child growth details. It provides parents with an age and gender specific growth chart, against which they can benchmark their child's growth to WHO standards. This data can also be easily shared with health practitioners from the platform itself. The tracker is also linked to related tools such as the nutrition plan and Q&A features, making it a comprehensive and intuitive solution for parents.

Meal Plan and other Growth Tools

We also provide nutrition plans for children between eight and 24 months of age. These nutrition plans have been developed and validated by a team of nutritionists, who have also taken into account inputs and concerns gathered from our surveys and discussions involving the parenting community. We provide baby teething tools, including teething charts and a teething tracker, to facilitate parents' monitoring of their children's teething progress. Additionally, we have trackers for sleeping and feeding schedules, activities, eating habits and other important children's growth and development milestones, which are linked to useful articles.

ParentingGPT

ParentingGPT is our recently launched Generative AI based conversational chatbot which provides parents with the relevant information, instantly. ParentingGPT uses the vast knowledge base of FirstCry Parenting to answer questions.



Engagement Tools

Memories and Milestones

We have created several engagement tools, in addition to children’s physical development and growth trackers, that allow parents to save milestones and memories, which drive engagement and active user participation. For example, our “Memories” tool allows parents to post, save and share photos and videos. As at March 31, 2024, there have been more than 5.19 million memories posted by parents. Similarly, our “Milestones” tool provides themed digital frames to highlight festivals, special months, expressions and pregnancy related milestones, among others. As at March 31, 2024, more than 1.48 million milestones have been uploaded by parents.

Baby Names

Our “Baby Names” tool builds on new parents’ excitement and contains over 85,000 names as at March 31, 2024 to allow parents to discover and filter names through attributes including gender, origin, religion, numerology, and others.

Marketing

We believe our digital marketing strategy has been highly effective. We have a specialized addressable market of parents, especially mothers, and have been able to specifically target our marketing to this segment through our digital marketing efforts. Our marketing campaigns focus on celebrating motherhood, which helps us build an emotional connection with our customer base. For example, our “Fussy is Fantastic” brand campaign celebrated mothers’ fussiness, attention to detail, and care for their children, which is what makes their children’s childhoods fantastic. The table below sets forth the breakdown of our advertising and sales promotion expenses as a percentage of our revenue from operations for the periods/years mentioned as per our Restated Consolidated Financial Statements:

Particulars	For the year ended March 31, 2024		For the year ended March 31, 2023		For the year ended March 31, 2022	
	Percentage of revenue from operations		Percentage of revenue from operations		Percentage of revenue from operations	
	Amount (₹ in millions)	(%)	Amount (₹ in millions)	(%)	Amount (₹ in millions)	(%)
Advertising and sales promotion expenses	4,821.82	7.44%	4,164.77	7.39%	2,686.11	11.19%

As part of our marketing efforts, we provide complimentary gift hampers to mothers who have just given birth, through our arrangement with hospitals and maternity clinics. These hampers contain curated samples from domestic and international brands and FirstCry coupons, which can be used to redeem products on our platform. As at March 31, 2024, we have distributed more than 18.5 million gift hampers across more than 20,000 hospitals in 575 cities. The complimentary gift hamper program helps build relationships with new parents from the beginning of their parenting journey.



Our FirstCry Parenting community on our mobile application and YouTube channel is an important part of our marketing strategy. Further, FirstCry Parenting community articles and content are discoverable by parents searching for answers regarding their child’s development on internet search engines. This content is also shareable through social media and word of mouth.

Our content strategy includes delivering educational and engaging content through high quality imagery and detailed descriptions for each product we sell, while off-platform content is provided by social media handles and influencers. We maintain a presence across social media platforms and engage with customers through videos and display advertising. According to the RedSeer Report, FirstCry is the most popular Mothers’, Babies’, and Kids’ products retail distribution brand in India in terms of number of followers on leading social media platforms as at June 30, 2024. As at March 31, 2024, we have over 2.2 million followers on Facebook and more than 1.2 million followers on Instagram. According to the RedSeer Report, FirstCry Parenting, our YouTube channel with over 1.48 million subscribers as at June 30, 2024, had the largest subscriber base among brand parenting channels on YouTube in India. We have built a new platform in our app called “Explore” which aggregates the most engaged content we create across social and influencer campaigns. This helps in larger dissemination of this meaningful and engaging content to our users.

Our digital marketing initiatives include our influencer campaigns, in which influencers promote our platform and products based on their experience. For example, our “Fussy is Fantastic” TV campaign was extended to social media to include videos posted by various mothers and mother influencers. Our influencer program, which is handled by an in-house team, is one of the largest influencer collaborations in India in the Mothers’, Babies’, and Kids’ products sector, as at March 31, 2024, according to the RedSeer Report. Our influencer program covers celebrities and influencers. This program aims to ensure high visibility and word of mouth recommendation of platform along with the home brands.

We use a combination of digital and non-digital marketing to attract customers to our platform, from creating awareness, encouraging first-time usage and foster repeat purchasing behaviour in our customers. Our marketing campaigns are designed to position us as a destination for all parenting needs, building emotional connections with parents from the start of their parenting journeys. Our multi-channel approach and holistic platform provides wider brand reach and multiple avenues of customer acquisition, from our parenting community platform, multi-channel retail, to our modern stores to our preschools.

We formulate automated campaigns, based on data collected from the hospital gift hamper program, our parenting community, search engine optimisation and other first-party data collected on our app (such as parents’ past purchasing patterns and viewing and activity history on our platform, as well as their children’s ages and genders). Personalised user engagement takes place on our platform through targeted advertisements, promotions, messages, banners, pop-ups, product suggestions and notifications.

With respect to non-digital marketing, we engage advertising agencies to place advertisements on TV, which increase our brand’s reach and awareness across India. These TV advertisements also help to build an emotional connect with young parents and reinforce our brand in the Mothers’, Babies’ and Kids’ products space. We also hold events at FirstCry and BabyHug modern stores such as new modern stores launches and other local activations. The graphic below depicts our approach to marketing:

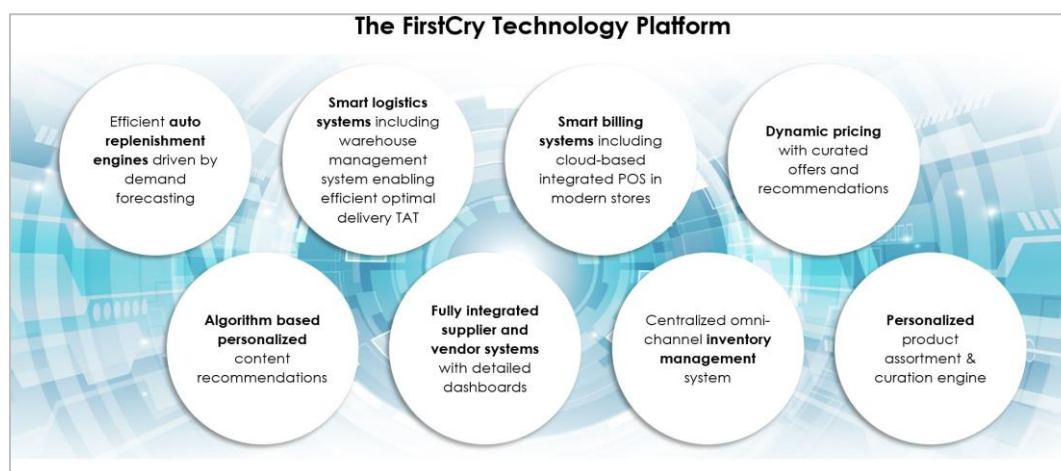


Technology and Applications

We consider our technology platform to be a key enabler and a pillar of our business strategy. Our highly targeted and personalized shopping experience incorporates data including a mother's delivery due date and their child's birth date during the journey from the conception stage until the child is 12 years of age. This, coupled with data available and analyzed from customer profiles, historical interactions, location/catchment data, socio-economic data and our other channels provides a highly personalized tech-enabled shopping experience for busy parents. Every touchpoint on our platform generates data, based on which we develop customer insights and recommendations using proprietary machine learning algorithms. These insights help us create personalized customer journeys and drive operational efficiencies adding value to the participants on the FirstCry platform. We invest in building our data science capabilities to better our merchandising, targeting and product discovery while keeping in mind our customer security and privacy. Our data powered decisions guide the lifecycle of our operations – from demand forecasting, product assortment, product curation, auto replenishment, inventory management, smart logistics operations, to promotions, dynamic pricing, and smart billing systems. During the Financial Years 2024, 2023 and 2022, our expenses on technology are as set forth below:

Particulars	For the year ended March 31, 2024		For the year ended March 31, 2023		For the year ended March 31, 2022	
	Amount	Percentage of	Amount	Percentage of	Amount	Percentage of
	(₹ in millions)	revenue from operations (%)	(₹ in millions)	revenue from operations (%)	(₹ in millions)	revenue from operations (%)
Expenses on technology	346.02	0.53%	309.95	0.55%	235.32	0.98%

Our technology platform is depicted in the graphic below:



Our technology platform is integrated across our operations through the following:

- Our mobile interface and app integrate product discovery, customer actions and purchases, and provide automated combinations and recommendations driven by machine learning aimed at cross-selling products based on customer's life cycle.
- Our product and catalog management system are integrated with warehouse management system, online platform, business to business ordering platforms, and business to distributor-retailer ordering platform (retail distribution).
- Our merchandise and vendor management system has an auto-replenishment feature which helps better availability of product and better demand forecasting.
- Our supplier system is fully integrated and includes reports such as sales returns, invoice summaries, payment trackers and shipment monitoring.
- Our warehouse management system utilizes proprietary warehouse management processes such as warehouse audits, return to vendor, quality control and pick-pack, ready to ship processing, among others, and detailed productivity reporting dashboards.
- Our enterprise systems include B2B internet portals for orders, inventory gap assessments, secured portal for third party brands, a cloud-based integrated POS, and automated payment collection.

Our platform supports multiple applications that we broadly split into two categories – customer facing applications and internal applications. Customer facing applications are our mobile application and website through which our customers engage with us. Our FirstCry app supports both shopping and content within one app, making the customer experience seamless.

Our internal applications help us automate and streamline our internal processes. The users of these applications are our internal teams, franchisees, distributors, brand partners, suppliers, vendors and warehouses. Examples of some of the key internal applications are point-of-sale installed at each of our modern stores or tools to drive operations across catalogue management, customer support and warehouse management.

FirstCry Education (Preschools and Learning Tools for Children)

FirstCry.com Intelli Education is our education umbrella brand and platform, under which we offer learning aids and core education services (i.e., preschools). Educational toys offered under FirstCry.com Intelli Education range are certified by international quality standards such as Bureau of Indian Standards (BIS), and by the ECA (Early Childhood Association) and TUV Rheinland India Private Limited. FirstCry.com Intelli Education offers products and services ranging from preschools, books, toys, home learning kits, and baby cognitive development program.

According to the RedSeer Report, the preschool market in India is largely unorganized in terms of the number of schools in the Financial Year 2024. Sending children to preschool is an anxious moment for parents, and selecting the right preschool in a highly unorganized market is a difficult process for parents in India. Our preschool, Intellitots, aims to address parents’ preschool requirements by providing quality preschool education. Intellitots Early Learning Centres are for children aged one to six years. With the aim of providing Early Childhood Experience Learning Centers to parents, in November 2019, we acquired a chain of preschools that was in existence since 2010 and re-branded them with the Intellitots brand in 2020. As at March 31, 2024, we had 208 active preschools in 107 cities, with a total enrolment of 9,623 students. Set forth below are the number of our preschools and of students enrolled as at March 31, 2024, 2023 and 2022:

Particulars	As at March 31,		
	2024	2023	2022
Preschools	208	105	63
Students enrolled	9,623	5,311	3,229

These preschool locations serve as another multi-channel touchpoint that strengthens our platform and brand recall. FirstCry Intellitots has been ranked second in India as ‘India’s most respected early childhood education brand’ by Education World. Apart from preschools, we also operate daycare facilities, library, and parent toddler circle.

Set forth below are certain images from our preschools:



The table below sets forth the break-down of revenue generated from preschools as a percentage of revenue from operations for the Financial Years 2024, 2023 and 2022:

Particulars	For the year ended March 31, 2024		For the year ended March 31, 2023		For the year ended March 31, 2022	
	Amount (₹ in millions)	Percentage of revenue from operations (%)	Amount (₹ in millions)	Percentage of revenue from operations (%)	Amount (₹ in millions)	Percentage of revenue from operations (%)
Revenue generated from preschools	325.71	0.50%	216.97	0.39%	69.74	0.29%

In addition, we launched FirstCry Intelliskills in 2021, an early learning brand that develops educator-certified books and toys which aid a child's learning beyond school. Our wide collection of books are aimed at teaching essential topics, enhancing vocabulary, building word association, and sharpening memory. We design our toys to boost sensory skills, enhance fine motor skills, develop hand-eye coordination, stimulate imagination and creativity, and form a sense of social and emotional well-being.

FirstCry in International Markets

Leveraging our experience in India, we launched FirstCry in the UAE in October 2019 and KSA in August 2022. We currently operate as an online platform in the UAE and KSA, with product offerings across various categories, including apparel, footwear, baby gear, nursery, diapers, toys and personal care, amongst others with more than 273,000 SKUs from over 3,600 brands, including global brands, our home brands and third-party Indian brands.

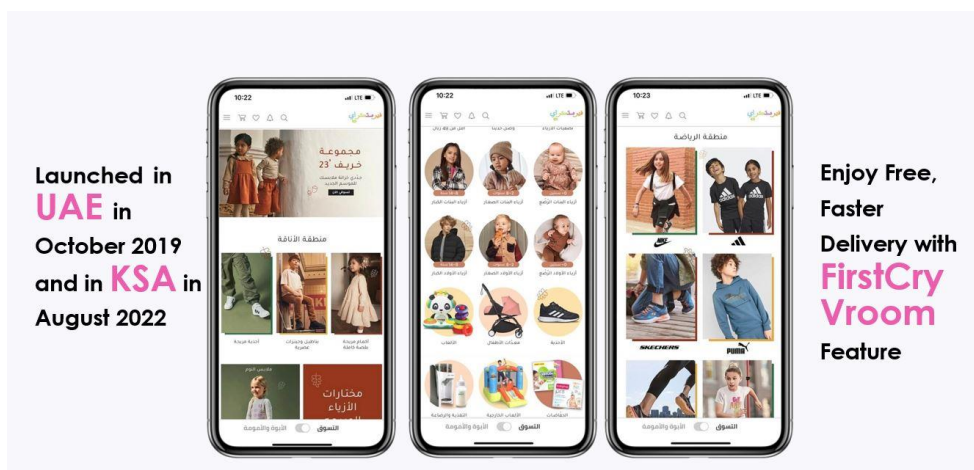
We believe that mothers and babies share similar needs at similar times/ages anywhere in the world. We aim to replicate our India playbook and leverage our expertise on the subject to scale our operations in international markets. In the UAE and KSA, we believe there is a large target audience of mothers and kids that we can service through our online platform. We plan to become a leading brand in the UAE and KSA, which we aim to use as a starting point for our global expansion in countries where the birth rate is relatively high, customers behaviors are similar to the Indian market and user needs are currently underserved.

Logistics Operations

We operate our warehouse facilities and logistics operations in the UAE and KSA. The entire last mile delivery in UAE is managed in-house with most of the deliveries being made on the same day or the next day during the Financial Year 2024. In KSA, a majority of our shipments are managed and delivered through our own logistics network ensuring better customer experience. We offer "Vrooom Delivery" services for selected products through our online platform. Items ordered under this service are stored in our own warehouses, which enables faster pickup and shipping to the customer.

We have also built a unified app in Arabic and English language which enables a parent to choose their country and language of preference to place their respective orders.

Set forth below are highlights of our mobile application in the UAE and KSA:



Our ‘net sales to external customer by geographic area by location of customer – outside India’, in accordance with our Restated Consolidated Financial Statements, has grown to ₹7,685.44 million for the Financial Year 2024 from ₹6,064.96 million in the Financial Year 2023 and ₹3,571.89 million in the Financial Year 2022. As at March 31, 2024, we had 0.43 million Annual Unique Transacting Customers in international markets. After the UAE, we aim to replicate our India playbook in KSA. The UAE and KSA child-care products market includes clothing and fashion, toys, books, school supplies, diapers, bath and skin care, feeding and nursing, health and safety, baby gear, and maternity. In the UAE, as at March 31, 2024, our mobile application had a user rating of 4.7 on the Apple App Store and 4.6 on the Google Play Store. The FirstCry Arabia (UAE and KSA) mobile application had been downloaded more than 4.0 million times, 2.2 million times and 1.3 million times as of March 31, 2024, 2023 and 2022, respectively, in UAE and KSA.

For more information on our international expansion plans, see “*Our Growth Strategies – Selective expansion in international markets*” above.

Globalbees Brands

To further leverage our management team’s experience in creating and scaling up our home brands, we, together with our Managing Director and Chief Executive Officer, Supam Maheshwari, established Globalbees Brands in 2021, a platform to scale up D2C brands across online and offline channels. We believe that these brands will benefit from our expertise to create and scale brands, leverage our multi-channel distribution network, our manufacturing and sourcing capabilities, our supply chain infrastructure, and our integrated technology ecosystem. These brands will also benefit from our management’s experience with regards to marketing, merchandising and execution strategies. Globalbees Brands targets D2C brands across four main categories: home utilities, fashion/lifestyle, appliances, and beauty and personal care / home and personal care. As at March 31, 2024, Globalbees Brands offers over 218,000 SKUs across 74 brands distributed through 13 warehouses across India. Certain subsidiaries of Globalbees Brands are “Premium” sellers on Amazon and “Gold” sellers on Flipkart. On a scale of 1 to 5, we have been rated 4.7 on the Amazon Seller platform as at March 31, 2024.



Home Utilities

We operate and distribute products for brands across sub-categories including Home Care, Home Furnishing, Office Furniture, Home Décor and Home Organizations. Key brands include Encasa, Savya, Kuber, Plantex, Absorbia, Pinnacle, Cheston, and Mush among others.

Appliances

We operate and distribute products of brands across Home and Kitchen Appliances such as washing machines, television, vacuum cleaner, gas stove, microwave and blenders. Key brands include Belndtec, Ecovacs, Instant Pot, Kuvings, and Tineco among others.

Fashion/Lifestyle

We operate and distribute products of brands across sub-categories including Fitness Accessories, Fitness Equipment, Health Supplements and Sports Goods, Eyewear, Bags and Sunglasses, Fashion Watches and Rainwear. Key brands include Strauss, Reach, Clownfish, Yellow Chimes, and Intellilens among others.

Beauty and Personal Care / Home and Personal Care

We operate and distribute products of brands across sub-categories including Hair Care, Skin Care, Personal Care, Bath and Body, Nutritional Supplements, Men's Grooming and Fragrance and Deodorants. Key brands include Rey Naturals, PetVit, Healthy Hey, Healthvit, and The Butternut Co. among others.

We believe that Globalbees Brands has built a large sell-side ecosystem in India on the back of a proven multi-brand, multi-channel retail playbook. We leverage our continuous stream of business intelligence and robust enterprise backbone to scale new brands across our network. We are focused on expanding our own manufacturing setup and consolidate vendors to derive scale benefits for our brands. We have a growth and branding team for digital and performance marketing, social media management, and launching creative campaigns to drive growth for our D2C brand portfolio. We have relationships with some of the well-known international brands for sales and distribution rights in India. Additionally, we have entered into relationships with domestic and international brands by obtaining licenses to establish new product categories for these brands in India by utilizing our in-house product knowledge.

We hold 50.23% stake on a fully diluted basis in Globalbees Brands. Globalbees Brands has acquired controlling stakes in 21 entities on a fully diluted basis and has entered into business transfer agreements with five entities.

Information Security and Data Privacy

We lay a strong emphasis on information security and data privacy. We have an established program based on our information security policy, which helps us secure our technology platform and data stored in the platform. This policy sets forth guidelines for protection against security threats to safeguard the integrity of our information systems. This policy is implemented by setting controls across all platforms and infrastructure using security solutions and a dedicated team that focuses on application, network and system security, as well as security compliance and awareness. To ensure the security of our technology platform and applications, we have a vulnerability management program. We also have a disclosure program to allow security researchers to report any vulnerabilities on our platform. Additionally, we engage third party specialists to conduct periodic independent security reviews of our information technology infrastructure and applications. We transit all data using secure cryptographic protocols and encrypt critical data at rest as well.

To ensure that our employees adhere to the policies for the protection of information and assets, we have implemented a comprehensive training programme for our employees. This includes compulsory online training, phishing simulations, regular security awareness mailers containing reminders on information security tips and training for new employees.

To ensure the protection of customer data we have a privacy program that lays down privacy policies and procedures. We have a dedicated privacy team that works on ensuring the protection of customer data across all platforms and applications. To ensure data protection we have put in access control mechanisms, encryption of critical data, multi-factor authentication, and secure remote access.

See “*Risk Factors – Internal Risk Factors – Our technology infrastructure is susceptible to disruptions, failures, security breaches and cyber-attacks. Any such events could potentially result in damage to our business and reputation and adversely affect our business, results of operations, financial condition and cash flows.*” on page 120. For further details in relation to the recently introduced Digital Personal Data Protection Act, 2023, see “*Key Regulations and Policies in India*” on page 303.

Customer Service

Our customer support operations focus on providing seamless and hassle-free support to our users. Our customer support services include FC Wiz our in-app chatbot, instant messaging with agent and chatbots on WhatsApp, telephonic conversations with live agents and voicebot, self-help tips, FAQs and interactive voice response menu or help-line number. We endeavor to maintain the quality of our user experience and keep customer experience at the forefront by innovating and introducing new features, including interactive voice response, self-help portals, infomercials, chatbot and voicebot.

Process for dealing with customer complaints

Customers can reach out to us through our customer service helpline number at +91-135-6617000, by clicking on the ‘Call Me’ option on our website or app, by sending an email to us at grievance@firstcry.com or customercare@firstcry.com, by submitting a query on our FAQ-based ‘need help’ flows or through a voice bot / chat bot or directly creating tickets. Once a call/email/ticket is placed, it is assigned to a customer service representative who will assist with resolving the query. We will continue to deal with customer grievances as such after the completion of the Offer.

Returns

If customers are not satisfied with our products, we help them with either returning or replacing or exchanging the product as per our exchange/return policy. Our returns policy may vary based on the type of product, as mentioned on our return policy page at <https://www.firstcry.com/returnpolicy>.

The table below sets forth the number of orders cancelled, and products returned on our FirstCry platform during the Financial Years 2024, 2023 and 2022:

Particulars	For the year ended March 31,		
	2024	2023	2022
Number of orders cancelled	1,581,389	1,443,131	988,196
Number of products returned	10,730,151	9,645,988	86,55,262
Total GMV (₹ in million)	91,211.28	72,576.34	57,994.63

Particulars	For the year ended March 31,		
	2024	2023	2022
GMV for products returned / orders cancelled during the year (<i>₹ in million</i>)	11,329.66	9,189.65	7,019.28
GMV post returns / orders cancelled (<i>₹ in million</i>)	79,881.62	63,386.69	50,975.35

Laws relating to customer service

Please refer to “**Key Regulations and Policies in India — Consumer Protection Act, 2019 and the rules made thereunder**”, “**Key Regulations and Policies in India — Consumer Protection (E-Commerce) Rules, 2020 and the proposed amendments to the E-Commerce Rules**” on pages 303 and 303.

Customer surveys

After every call answered or an email is addressed, feedback is sought from customers where we ask them to rate our customer service on scale of 1 to 5. All negative rating calls/emails are heard or read, as applicable by our dedicated quality analyst team. This helps in identifying areas of improvement. While the status of customer grievances are not shared with our Board, relevant data is presented to internal management on a monthly basis for their review and action.

Employees

As at March 31, 2024, our Company had 3,499 full-time employees and 2,311 employees on a contractual basis. See “**Risk Factors — Internal Risk Factors — Risks Related to Our Business — We depend on the performance of management and other skilled personnel, and if we are unable to attract, retain, and motivate employees, our business, results of operations and financial condition could be harmed.**” on page 111. None of our employees are represented by a labour union. We have not experienced any employee-driven work stoppages since our incorporation.

Our Company also makes various statutory contributions in respect of our employees. See also “**Risk Factors — Internal Risk Factors Risks Related to Our Business — There have been certain instances of delays in payment of statutory dues by our Company. Any further delays in payment of statutory dues may attract financial penalties and may adversely affect our business, financial condition and results of operations**” on page 127.

Health, Safety and Environmental Matters

We are committed to ensuring high standards of health, safety and environmental practices within our organisation and our offices. We aim to comply with applicable health, safety and environmental regulations and other requirements in our operations. We have developed a health, safety and environment framework that is aimed at optimizing our operations and process standards to meet the highest levels of commitment towards protection of the environment, health and safety of our stakeholders and sustainable performance of our business operations. For instance, we have installed motion sensors in our facilities to save electricity.

We are also committed to the emotional well-being of our employees, and we organize support for emotional and wellness of our employees.

We are committed to ensuring that the appropriate resources are provided, and that appropriate actions are taken, to implement and maintain sustainable health, safety and environmental practices and effective management systems.

Our Business Relationships

We operate our businesses primarily through arrangements with our suppliers, franchisees, distributors, delivery companies and personnel service providers. Additionally, we have arrangements with other intermediaries such as digital services providers for services such as advertising, marketing and search engine optimization.

Our typical arrangements with suppliers, franchisees, distributors, delivery companies and personnel service providers are as described below.

For details on our risks related to our business contracts, see “**Risk Factors – Internal Risk Factors – Risks related to our Business – If we fail to retain our relationships with third-party brands, or attract new relationships, our business, results of operations, financial condition and cash flows will be adversely affected.**” on page 93.

Agreements with Suppliers

We have entered into standardised supplier agreements with the vast majority of our third-party suppliers for both home brands and third-party brands. Suppliers are obliged to sell or in certain circumstances to manufacture and sell baby, kids and maternity products i.e., apparels, toys, strollers, diapers etc. Purchase orders are issued to the suppliers towards which products are delivered to our warehouses for further sale to the franchisees. The agreements are typically valid from the effective date until terminated pursuant to the terms of the agreement and can be terminated without cause by either party with 30 to 60 days’ written notice, and can also be terminated immediately by either party if the other party commits a breach of the agreement which is incapable of remedy, or a breach capable of remedy but which has not been remedied within the time period specified within the supply agreement.

In addition, we have also entered into standardized service agreements with several third-party vendors under which we agree to provide certain marketing services to the third-party vendors, such as social media posts promoting the vendors’ products and on our marketing publications, in consideration for service fees payable by the third-party vendors. The service agreements can be terminated without cause by either party with 30 days’ written notice, and can be terminated immediately by us upon the occurrence of certain events, such as (a) if the vendor fails to remedy a breach of the agreement within the time period specified in the agreement; (b) if the vendor suffers an insolvency event (such as if an application is filed against the vendor for insolvency or bankruptcy); or (c) if there is a material breach of the agreement by the vendor.

Set forth below are details of returns to suppliers and supplier agreements terminated during the Financial Years 2024, 2023 and 2022.

Particulars	For the year ended March 31,		
	2024	2023	2022
Returns to suppliers (₹ in million)	2,095.32	2,257.49	1,261.13
Supplier agreements terminated (number)	Nil	Nil	Nil

We had returned products to suppliers for a variety of reasons including damages to products, product specifications or quantities not being as per purchase orders and quality concerns, among others.

Franchisee Agreements

Our Company has entered into standardized franchisee agreements with our franchisees, which run franchised FirstCry stores. Franchisees are obliged to establish and maintain a store by the name of “FirstCry.com” and exclusively sell the products supplied by our Company. All the recurring costs in relation to the operation of the store are borne by the franchisee along with a certain initial investment that has to be borne by the franchisee. Further, our Franchisees are required to obtain all statutory and regulatory approvals that are required for operating the franchisee stores. The agreements are typically valid for a period of 60 months from the effective date. Typically, unless the term of the agreement is extended in writing, the agreement is automatically terminated on completion. The parties are typically permitted to terminate the agreement any time during the tenure of the agreement by giving a notice of two months in writing.

In addition, we have also entered into standardized franchisee agreements with institutions to set up and manage the educational institutes at specified locations under the name of “Intellitots”. Under such agreements, generally the institutions pay a license fee to us for granting the facilitation services and right to use our licensed assets. In certain cases, the institutions also pay facilitation fees for carrying out the services. The agreements are typically valid for a period of five years and our Company reserves the right to terminate the franchise agreements by giving a 30 days’ prior notice and the facilitation services and license agreements by giving a 60 days’ prior notice, if the franchisee violates any terms of the agreement or does any act prejudiced to the interest of the Company.

Agreements with Distributors

We enter into contracts with the distributors pursuant to which such distributors purchase our products from us to sell, market and promote them. The distributors help us to reach customers across the country. All the distributors

are assigned a territory in which they carry out sales and promotion, and any service outside the assigned territory can only be after our prior written consent. We have introduced the BrandBees portal, which is an online management application for effective management and supply of products. Generally, the term of the agreement is for five years and can be terminated by either party with or without cause, by giving a prior written notice of 15 days.

Agreements with Delivery Companies

We enter into contracts with delivery companies pursuant to which such companies undertake the delivery of products to our customers. We instruct the delivery companies to collect products from specified locations and deliver to our customers in accordance with their orders. For cash on delivery orders, the delivery companies also collect the sale consideration in cash from the customers and remit such amounts to us. The agreements with delivery companies are typically valid for a period of one to three years and can be terminated by either party by giving a prior written notice of 15 to 30 days.

Agreements with Personnel Service Providers

We enter into contracts with personnel service providers pursuant to which such companies deploy manpower/ personnel services for the purpose of *inter alia* assembling products, housekeeping, material handling, packing, and other system work at warehouses in specified locations. The payment cycle is typically on a monthly basis and the agreements are generally valid for a period of two years.

Environmental, Social and Governance

We believe that social welfare, environmental sustainability and ethical governance will have a lasting positive impact on our communities. We have aimed to consciously build a purpose-driven organization that upholds these three pillars, and our focus permeates through our brands, products, processes and operations. While we have organized initiatives and activities to further our environmental, social and governance goals, we consider achieving these goals to be an ongoing process of continual improvement.

Environment

To effectuate our commitment to environmental sustainability, we have undertaken the following steps:

- installed light sensors and LED lights;
- use electric manual switches that are installed in each work station at our Registered and Corporate Office;
- participated in plantation drive in collaboration with Anandvan Foundation, Pune during the Financial Year 2023;
- recycle waste and have received license from the Central Pollution Control Board; and
- use biodegradable film in packaging and battery powered material handling equipment in our warehouses.

Social

For social welfare, we have undertaken the following steps:

- launched the “First Earth” campaign to promote eco-friendly and sustainable brands;
- contributed the funds towards the promotion of education of children from Anandashram Primary School, Pune and rural development projects in Dhule, Maharashtra such as distribution of warm clothes and ration to elderly, through *Samata Shikshan Sanstha*, a non-government organization; and
- distributed clothes to a charitable trust for children.

Governance

- we are governed and advised by an experienced Board of Directors to ensure high corporate governance standards;
- we have constituted multiple committees to enhance governance and oversight for key functions, including, the nomination and remuneration committee, audit committee, corporate social responsibility committee, risk management committee and stakeholder relationship management committee; and

- we have formulated various policies for effective functioning, including, environment social health and safety policy, safety health and environment policy, anti-money laundering policy, whistleblowing policy, child labour policy and human rights policy.

For further details on our Board and committees of our Board, see “*Our Management*” on page 350.

Corporate Social Responsibility

We have formulated a corporate social responsibility (“**CSR**”) policy in accordance with the requirements of the Companies Act. Our Board of Directors has also constituted a CSR committee to, among others, determine the terms of reference for recommending the amount of expenditure to be incurred on CSR activities and monitoring of our CSR policy from time to time. For further details of the CSR Committee, see “*Our Management – Board Committees – Corporate Social Responsibility Committee*” on page 363.

We focus on projects that have a significant impact on the communities in which we operate. We believe that our CSR initiatives are aimed towards implementation of socially relevant activities for the benefit of society at large. Under our CSR initiatives, we focus on promotion of education and employment-enhancing vocational skills, rural development, and promotion of healthcare (including preventive healthcare).

During the Financial Year 2024, we contributed CSR funds towards the promotion of healthcare of women under the project titled ‘Dr. Babasaheb Ambedkar Rural and Urban Development Project Navjeevan: A Health Project for Women’.

Further, our Subsidiaries also undertake CSR initiatives with a focus on education, healthcare, animal welfare and community welfare. These initiatives include contributions by Swara Baby to trusts undertaking educational and animal welfare programs, infrastructural enhancement at healthcare centers by Prayosha Expo Private Limited, contribution by Frootle India Private Limited to trusts established for promoting education and contribution to animal welfare by JW Brands Private Limited.

Property and Facilities

As at March 31, 2024, we operated entirely out of leased premises. We do not own the underlying property for any of our offices in India, including our Registered and Corporate office. We have invested in furniture, fixtures and equipment and IT infrastructure.

The durations of our lease for Registered and Corporate Office and the lease deeds of the Indian Material Subsidiaries in relation to their registered offices are typically for a period of up to five years, whereas lease deeds of the COCO Stores are typically valid for a period up to nine years and lease deeds of our warehouses are typically valid for a period of three to 15 years. We are required to pay security deposits and specified monthly rentals for the duration of the relevant agreement, subject to periodic escalations at agreed rates.

Intellectual Property

Our Company has registered several trademarks, including FirstCry, Firstcry.com, BabyHug, Babyoye, Intellitots, Pinekids, Firstcry.com Parenting under various classes for which we have obtained registration certificates from the Trademarks Registry, Government of India under the Trademarks Act. Further, our Company has registered five trademarks in UAE and eight trademarks in KSA.

For further details regarding our intellectual property, see “*Government and Other Approvals – Intellectual property rights*” on page 575.

For risks related to our intellectual property, see “*Risk Factors — Internal Risk Factors — Risks Related to Our Business — There could be infringement of our intellectual property rights by third parties, which could damage our reputation and brand identity and harm our business and results of operations.*” on page 111.

Insurance

Our Company maintains insurance coverage under various insurance policies such as group mediclaim policy, group personal accident policy, directors’ and officers’ insurance policy, comprehensive general insurance policy, burglary insurance policy, standard fire and special perils policy, business suraksha, and marine cargo insurance open policy.

While we believe that the level of insurance we maintain would be reasonably adequate to cover the normal risks associated with the operation of our business, we do not have insurance policies to cover all possible events. See *“Risk Factors — Internal Risk Factors — Risks Related to Our Business — We do not have insurance policies to cover all possible events, including certain key insurance policies, and our current insurance policies may be insufficient to cover all future costs and losses the incurrence or magnitude of which are unforeseen or unpredictable and could result in an adverse effect on our business and results of operations”* on page 132.

Business Continuity Plan

We have a business continuity plan, which includes replication of data at multiple locations and back-up connectivity in case of connectivity failure. As a disaster-recovery measure, we regularly back-up critical data on the data cloud in multiple locations. The back-ups are done automatically on a periodic basis. We have a dedicated team of engineers for reviewing and maintaining the continuity of our systems.

KEY REGULATIONS AND POLICIES IN INDIA

The following is an overview of certain sector specific laws and regulations in India which are applicable to the business and operations of our Company and our Indian Material Subsidiaries. The information in this section has been obtained from publications available in public domain and is based on the current provisions of Indian law, which are subject to change or modification by subsequent legal actions, regulatory, administrative or judicial decisions. The description of laws and regulations set out below may not be exhaustive and are only intended to provide general information to the investors and are neither designed nor intended to substitute for professional legal advice.

Consumer Protection Act, 2019 and the rules made thereunder

The Consumer Protection Act, 2019 ("**Consumer Protection Act**") which repeals the Consumer Protection Act, 1986, was designed and enacted to provide for protection of the interests of consumers and redress consumer grievances. It seeks, *inter alia* to promote and protect the interests of consumers against deficiencies and defects in goods and/or services and secure the rights of a consumer against unfair trade practices, which may be practiced by manufacturers, service providers and traders. The definition of "consumer" has been expanded under the Consumer Protection Act to include persons engaged in offline or online transactions through electronic means or by tele-shopping or direct-selling or multi-level marketing. One of the substantial changes introduced by Consumer Protection Act is inclusion of the e-commerce industry under Consumer Protection Act with "e-commerce" defined to refer to the buying and selling of goods or services over digital or electronic network. Therefore, the Consumer Protection Act aims to cover entities that are involved in the process of selling goods or services including digital products online. It provides for the establishment of consumer disputes redressal forums and commissions for the purposes of redressal of consumer grievances. In addition to awarding compensation and/or passing corrective orders, the forums and commissions under the Consumer Protection Act, in cases of misleading and false advertisements, are empowered to impose imprisonment for a term which may extend to two years and fine which may extend to ₹ 1,000,000. In cases of manufacturing for sale or storing, selling or distributing or importing products containing an adulterant, the imprisonment may vary between six months to life time and fine between ₹ 100,000 to ₹ 1,000,000 depending upon the nature of injury to the consumer.

Consumer Protection (E-Commerce) Rules, 2020 and the proposed amendments to the E-Commerce Rules

The Ministry of Consumer Affairs issued the Consumer Protection (E-Commerce) Rules, 2020 (the "**E-Commerce Rules**") under the Consumer Protection Act on July 23, 2020. The E-Commerce Rules provide a framework to regulate the marketing, sale and purchase of goods and services online. These rules apply to (a) good/services purchased or sold through digital or electronic network, including digital products; (b) all models of e-commerce, including marketplace and inventory models of e-commerce entities; (c) all e-commerce retailing; and (d) forms of unfair trade practices across all e-commerce models. It specifies the duties of e-commerce entities, specific duties and liabilities of the marketplace e-commerce entities and those of inventory e-commerce entities, and duties of sellers on the marketplace. The E-Commerce Rules further requires the e-commerce entities to appoint grievance officer and provide for a consumer grievance redressal mechanism. Any contravention of these rules attracts penal action under the provisions of Consumer Protection Act.

The Ministry of Consumer Affairs, Food and Public Distribution has on June 21, 2021 released proposed amendments to the E-Commerce Rules, for comments, which, amongst others, imposes new registration requirements for e-commerce entities, mandatory partnering with the National Consumer helpline of the Central Government, a ban on flash sales of goods and services offered by e-commerce entities on their platforms and mandating sharing of information with the Government agencies which is lawfully authorized for investigative or protective or cyber security activities and pursuant to receipt of an order within 72 hours for the purposes of verification of identity, or for the prevention, detection, investigation, or prosecution, of offences under any law for the time being in force, or for cyber security incidents. Further, the proposed changes would require that e-commerce entities to mention the name and details of any importer from whom they have purchased such goods or services and must mention the country of origin of the goods to ensure fair opportunity for domestic goods. Additionally, the e-commerce entities shall not allow display or promotion of any misleading advertisement or engage in mis-selling of goods on the platform. The proposed amendments have also introduced the concept of "fall-back liability", which says that e-commerce entities will be held liable in case a registered seller on their platform fails to deliver goods or services due to negligent conduct, which causes loss to the customer.

Draft E-Commerce Policy, 2019

In March 2019, the DPIIT had invited comments from stakeholders and the public on the Draft E-Commerce

Policy, 2019 (“**2019 Draft Policy**”). Among other items, the 2019 Draft Policy proposed that measures should be taken to regulate cross-border data flow, establish a level playing field for domestic and foreign e-commerce players, boost sale of domestic products through e-commerce, and generally regulate e-commerce in India DPIIT is currently working on a revised draft policy.

The Infant Milk Substitutes, Feeding Bottles and Infant Foods (Regulation of Production, Supply, and Distribution) Act, 1992

The The Infant Milk Substitutes, Feeding Bottles and Infant Foods (Regulation of Production, Supply, and Distribution) Act, 1992 (the “**IMS Act**”) regulates the production, supply, and distribution of infant milk substitutes, feeding bottles, and infant foods to protect and promote breastfeeding and ensuring the proper use of infant foods. The IMS Act defines ‘infant food’ as any food that is marketed or represented to complement mother’s milk to meet the growing nutritional needs of an infant after aged between six months to two years and ‘infant milk substitute’ as any food being marketed or represented as a partial or total replacement of mother’s milk for an infant up to the age of two years. The IMS Act prohibits advertising the distribution, sale, or supply of infant milk substitutes, feeding bottles, or infant foods or representing infant milk to be equivalent or superior to mother’s milk. It also prohibits offering samples or any other inducements of the infant milk substitutes, infant food, or feeding bottles to promote their sales or display their advertisements in any health care system. A company or persons producing or supplying these infant milk substitutes is prohibited from fixing remuneration or giving commissions to their employees based on sale volumes of these products. Any contravention of these prohibitions is an offence that may invite imprisonment ranging from three months up to three years and/or a fine up to ₹5,000 and confiscation by the relevant authorities.

Toys (Quality Control) Order, 2020

The Toys (Quality Control) Order, 2020 (the “**Toys Quality Control Order**”) applies to toys product or materials designed or clearly intended for use in play by children under 14 years of age or any other product notified by the Central Government from time to time and mandates such toys to conform to and bear the “Standard Mark” under a license from the Bureau of Indian Standards which will be the certifying and enforcement authority for the toys as per Scheme-I of BIS (Conformity Assessment) Regulations, 2018. The toys must conform to the corresponding Indian standards which provide technical requirements for safety regarding flammability, physical aspects, mechanical properties, of toys used for indoor and outdoor family domestic use, certain chemical components, safety for electric toys, migration of certain elements of the toys etc. However, the Toys Quality Control Order is not applicable on the good or articles (toys) that are meant for export.

Food Safety and Standards Act, 2006 and regulations framed thereunder

The Food Safety and Standards Act, 2006 (the “**FSSA**”) is an integrated food law that lays down standards and guidelines for consumer safety, protection of consumer health and regulation of the food sector. It consolidates the laws relating to food and provides for establishment of the Food Safety and Standards Authority of India (“**FSSAI**”). The FSSAI is responsible for laying down science-based standards for articles of food and to regulate their manufacture, packing, packaging, storage, distribution, sale, and import, to ensure availability of safe and wholesome food for human consumption and for matters connected therewith or incidental thereto.

Legal Metrology Act, 2009 and the Legal Metrology (Packaged Commodities) Rules, 2011

The Legal Metrology Act, 2009 (the “**LM Act**”) seeks to establish and enforce standards of weights and measures, regulate trade and commerce in weights, measures and other goods which are sold or distributed by weight, measure or number. The LM Act and rules framed thereunder regulate, *inter alia*, the labelling and packaging of commodities, appointment of government-approved test centres for verification of weights and measures used and lists penalties for offences and compounding of offences under it. Any non-compliance or violation under the LM Act may result in, *inter alia*, a monetary penalty on the manufacturer, seller, distributor, or seizure of the goods or imprisonment in certain cases.

The LM Act defines “pre-packaged commodity” as a commodity which without the purchaser being present is placed in a package of a pre-determined quantity. The Legal Metrology (Packaged Commodities) Rules, 2011 (“**Packaged Commodity Rules**”) prescribes the regulations for imports, pre-packing and the sale of commodities in a packaged form intended for retail sale, wholesale and for export and import, registration of manufacturers, packers and importers, certain rules to be adhered to by importers, wholesale and retail dealers, the declarations to be made on every package, the size of label and the manner in which the declarations shall be made, etc. These declarations that are required to be made include, *inter alia*, the name and address of the manufacturer, the

dimensions of the commodity, the maximum retail price, generic name of the product, the country of origin and the weight and measure of the commodity in the manner as set forth in the Packaged Commodity Rules. The Packaged Commodity Rules have subsequently incorporated amendments to increase protection granted to consumers especially relating to e-commerce entities. Pursuant to the amendments, e-commerce entities are to ensure that mandatory declarations are displayed on the digital and electronic network used for e-commerce transactions. In the marketplace model of e-commerce, responsibility of correctness of the declarations lies with the manufacturer, or seller or dealer or importer provided certain conditions are met. Further, includes amendments in relation to the unit price declared on the pre-packaged commodity, declaration of the retail sale on packaging to be provided in Indian currency amongst others.

Drugs and Cosmetics Act, 1940 and the Drugs and Cosmetics Rules, 1945

The Drugs and Cosmetics Act, 1940 (“**DCA**”) regulates the import, manufacture, distribution and sale of drugs and cosmetics and prohibits the import, manufacture and sale of certain drugs and cosmetics which are, inter alia, misbranded, adulterated, spurious or harmful. The Drugs and Cosmetics Rules, 1945 (“**DCA Rules**”) specify the requirement of a license for the manufacture or sale of any drug or cosmetic including for the purpose of examination, testing or analysis. It further mandates that every person holding a license must keep and maintain such records, registers and other documents as may be prescribed which may be subject to inspection by the relevant authorities.

The Indecent Representation of Women (Prohibition) Act, 1986

The Indecent Representation of Women (Prohibition) Act, 1986 (“**IRWA**”) prohibits indecent representation of women through advertisements, publications, writings, paintings, figures or in any other manner. It states that no person shall publish any advertisements involving an indecent portrayal of women or agree to participate in the publication or exhibition, in any form. The IRWA imposes penalty on the offender in the form of fines and imprisonment which could go up to five years of imprisonment and fine of ₹10,000 which may extend up to ₹100,000. The Central Government can make rules in relation to various matters as stipulated in the IRWA.

The Information Technology Act, 2000 and the rules made thereunder

The Information Technology Act, 2000 (the “**IT Act**”) seeks to: (i) provide legal recognition to transactions carried out by various means of electronic data interchange involving alternatives to paper-based methods of communication and storage of information; (ii) facilitate electronic filing of documents; and (iii) create a mechanism for the authentication of electronic documentation through digital signatures. The IT Act provides for extraterritorial jurisdiction over any offence or contravention under the IT Act committed outside India by any person, irrespective of their nationality, if the act or conduct constituting the offence or contravention involves a computer, computer system or computer network located in India. Additionally, the IT Act empowers the Government of India to direct any of its agencies to intercept, monitor or decrypt any information in the interest of sovereignty, integrity, defence and security of India, among other things. The Information Technology (Procedure and Safeguards for Blocking for Access of Information by Public) Rules, 2009 specifically permit the Government of India to block access of any information generated, transmitted, received, stored or hosted in any computer resource by the public, the reasons for which are required to be recorded by it in writing.

The IT Act facilitates electronic commerce by recognizing contracts concluded through electronic means, protects intermediaries in respect of third-party information liability and creates liability in the form of payment of damages by way of compensation on a body corporate for failure to protect sensitive personal data. The IT Act also prescribes civil and criminal liability including fines and imprisonment for computer related offences including those relating to unauthorized access to computer systems, tampering with or unauthorised manipulation of any computer, computer system or computer network and damaging computer systems, and creates liability for negligence in dealing with or handling any sensitive personal data or information in a computer resource and in maintaining reasonable security practices and procedures in relation thereto, among others.

The IT Act empowers the Government of India to formulate rules with respect to reasonable security practices and procedures and sensitive personal data. In exercise of this power, the Department of Information Technology, (“**DoIT**”) Ministry of Electronics and Information Technology, Government of India, in April 2011, notified the Information Technology (Reasonable Security Practices and Procedures and Sensitive Personal Data or Information) Rules, 2011 (“**IT Security Rules**”) which prescribe directions for the collection, disclosure, transfer and protection of sensitive personal data by a body corporate or any person acting on behalf of a body corporate. The IT Security Rules require every such body corporate to provide a privacy policy for handling and dealing with personal information, including sensitive personal data, ensuring security of all personal data collected by it

and publishing such policy on its website. The IT Security Rules further require that all such personal data be used solely for the purposes for which it was collected, and any third-party disclosure of such data is made with the prior consent of the information provider, unless contractually agreed upon between them or where such disclosure is mandated by law.

The DoIT also notified the Information Technology (Intermediaries Guidelines and Digital Media Ethics Code) Rules, 2021 (“**IT Intermediary Rules**”) requiring intermediaries and publishers receiving, storing, transmitting, or providing any service with respect to electronic messages or any other information to not knowingly host, publish, transmit, select or modify any information prohibited under the IT Intermediary Rules, to disable hosting, publishing, transmission, selection or modification of such information once they become aware of it, as well as specifying the due diligence to be observed by intermediaries. The IT Intermediary Rules further requires the intermediaries to provide for a grievance redressal mechanism and appoint a nodal officer and a resident grievance officer.

The Digital Personal Data Protection Act, 2023

The Digital Personal Data Protection Act, 2023 (“**Data Protection Act**”) provides for collection and processing of digital personal data by persons, including companies. According to the Data Protection Act companies collecting and dealing in high volumes of personal data will be defined as significant data fiduciaries. These significant data fiduciaries will be required to fulfil certain additional obligations under the Data Protection Act including appointment of a data protection officer who will be the point of contact between such fiduciaries and individuals for grievance redressal. Further such data fiduciaries will also be required to appoint an independent data auditor who will evaluate their compliance with the Data Protection Act. The provisions of the Data Protection Act shall come into force upon being notified by the Central Government. An intermediary that fails to observe the IT Intermediary Rules could be punished under applicable law, including the IT Act and the Indian Penal Code, 1860.

Environmental Legislations

We are subject to various environmental regulations as the operation of our establishments might have an impact on the environment in which they are situated. The basic purpose of the statutes given below is to control, abate and prevent pollution. In order to achieve these objectives, Pollution Control Boards, which are vested with diverse powers to deal with water and air pollution, have been set up in each state and in the Centre. The Pollution Control Boards are responsible for setting the standards for maintenance of clean air and water, directing the installation of pollution control devices in industries and undertaking inspection to ensure that industries are functioning in compliance with the standards prescribed. These authorities also have the power of search, seizure and investigation. All industries are required to obtain consent orders from the Pollution Control Boards, which are required to be periodically renewed. These consent orders are indicative of the fact that the industry in question is functioning in compliance with the pollution control norms.

The Environment (Protection) Act, 1986 and the Environment (Protection) Rules, 1986

The Environment (Protection) Act, 1986 (“**EPA**”) is an umbrella legislation designed to provide a framework for the Government of India to protect and improve the environment. The EPA vests with the Government of India, the power to take any measure it deems necessary or expedient for protecting and improving the quality of the environment and preventing and controlling environmental pollution. This includes rules for the quality of environment, standards for emission of discharge of environment pollutants from various sources as provided under the Environment (Protection) Rules, 1986, inspection of any premises, plant, equipment, machinery, and examination of manufacturing processes and materials likely to cause pollution.

The Water (Prevention and Control of Pollution) Act, 1974

The Water (Prevention and Control of Pollution) Act, 1974 (“**Water Act**”) provides for one Central Pollution Control Board, as well as state pollution control boards, to be formed to implement its provisions, including enforcement of standards for factories discharging pollutants into water bodies. The Water Act prohibits the use of any stream or well for the disposal of polluting matter, in violation of the standards set down by the State Pollution Control Board (“**State PCB**”). The Water Act also provides that the consent of the State PCB must be obtained prior to opening of any new outlets or discharges, which are likely to discharge sewage effluent. The Water Act prescribes specific amounts of fine and terms of imprisonment for various contraventions.

The Air (Prevention and Control of Pollution) Act, 1981

The Air (Prevention and Control of Pollution) Act, 1981 (“**Air Act**”) provides for the prevention, control and abatement of air pollution. Pursuant to the provisions of the Air Act, any person establishing or operating any industrial plant within an air pollution control area, must obtain the consent of the relevant state PCB prior to establishing or operating such industrial plant. The state PCB must decide on the application within a period of four months of receipt of such application. No person operating any industrial plant in any air pollution control area shall discharge or permit or cause to be discharged the emission of any air pollutant in excess of the standards laid down by the state PCB. The Air Act prescribes specific amounts of fine and terms of imprisonment for various contraventions.

E-Waste Management Rules, 2022

The E-Waste Management Rules, 2022 (“**E-Waste Rules**”) apply to every manufacturer, producer, refurbisher, dismantler and recycler involved in manufacture, sale, transfer, purchase, refurbishing, dismantling, recycling, and processing of e-waste or electrical and electronic equipment as classified under the E-Waste Rules, including their components, consumables, parts, and spares which make the product operations. The E-Waste Rules mandate that a manufacturer must register on the portal and submit returns on the portal developed by the Central Pollution Control Board. In case any registered entity furnishes false information or wilfully conceals information for getting registration or return or report or information required to be provided or furnished or in case of any irregularity, the registration of such entity may be revoked by the Central Pollution Control Board for a period up to three-years in addition to levy of environmental compensation charges. The E-Waste Rules also obligates every manufacturer, producer, refurbisher, and recycler to maintain a record of sale, transfer and storage of e-wastes and make these records available for inspection.

Plastic Waste Management Rules, 2016 and the rules framed thereunder

Under the Plastic Waste Management Rules, 2016 (“**PWM**”) all institutional generators of plastic waste, are required to inter alia, segregate and store the waste generated by them in accordance with the Solid Waste Management Rules, 2016, and handover segregated wastes to authorized waste processing or disposal facilities or deposition centers, either on its own or through the authorized waste collection agency. The waste generator shall also take steps to minimize generation of plastic waste. The Plastic Waste Management Rules, 2016 also requires the producers, importers and brand owners to collect back the plastic waste generated due to their products.

The Battery Waste Management Rules, 2022

The Battery Waste Management Rules, 2022 (“**Battery Rules**”) are framed under the EPA and apply to every producer, dealer, consumer, entities involved in collection, segregation, transportation, re-furbishment and recycling of waste battery. The Battery Rules prescribe the responsibilities and functions of a producer, consumer, entity involved in collection, segregation, and treatment, refurbisher, and recycler of the batteries as well as lay down the provisions for imposition of environmental compensation. The rules cover all types of batteries regardless of chemistry, shape, volume, weight, material composition and use, (viz. electric vehicle batteries, portable batteries, automotive batteries, and industrial batteries), except those used in protection of essential security interests including those intended specifically for military purposes and equipment designed to be sent into space.

The Foreign Trade (Development and Regulation) Act, 1992 and the rules framed thereunder

The Foreign Trade (Development and Regulation) Act, 1992 (“**FTA**”), read along with Foreign Trade (Regulation) Rules, 1993, provides for the development and regulation of foreign trade by facilitating imports into, and augmenting exports from, India and for matters connected therewith or incidental thereto. As per the provisions of the FTA, the Government of India:- (i) may make provisions for facilitating and controlling foreign trade; (ii) may prohibit, restrict and regulate exports and imports, in all or specified cases as well as subject them to exemptions; (iii) is authorised to formulate and announce an export and import policy and also amend the same from time to time, by notification in the official gazette; (iv) is also authorised to appoint a ‘director general of foreign trade’ for the purpose of the FTA, including formulation and implementation of the export-import (“**EXIM**”) policy.

The FTA prohibits anybody from undertaking any import or export except under an importer-exporter code number (“**IEC**”) granted by the director general of foreign trade pursuant to Section 7 of the FTA. Hence, every

entity in India engaged in any activity involving import/export is required to obtain an IEC unless specifically exempted from doing so. Failure to mention IEC number attracts a penalty of not less than ₹10,000 and not more than five times the value of the goods or services or technology in respect of which any contravention is made or is attempted to be made, whichever is made. The IEC shall be valid until it is cancelled by the issuing authority

Bureau of Indian Standards Act, 2016

The Bureau of Indian Standards Act, 2016 (“**BIS Act**”) provides for the establishment of the Bureau of Indian Standards (“**BIS**”) for the development of activities of standardisation, conformity assessment and quality assurance of goods, articles, processes, systems and services. The BIS Act provides for the functions of the BIS which includes, among others (a) publish, establish, promote and review Indian standards; (b) adopt as Indian standard, any standard, established by any other institution in India or elsewhere, in relation to goods, articles, processes, systems or services; (c) functions necessary for promotion, monitoring and management of the quality of goods, articles, processes, systems and services and to protect the interests of consumers and other stake holders; and (d) undertake, support and promote research necessary for formulation of Indian standards. The BIS Act empowers the Central Government to order compulsory use of standard mark for any goods or article if it finds it expedient to do so in public interest, national security, protection of human, animal or plant health, safety of environment or prevention of unfair trade practices. The BIS Act also provides the penalties in case there is a contravention of the provisions of the BIS Act.

Laws governing foreign investments

Our Company is engaged in the “single brand product retail trading”, “manufacturing” and “cash and carry wholesale trading sectors” pursuant to which up to 51% foreign investment (for single brand product retailing not satisfying the relevant conditions) and up to 100% foreign investment (for manufacturing and cash and carry wholesale trading) is permitted without prior regulatory approval, subject to the satisfaction of certain conditions. However, our Subsidiaries, Digital Age and Merhaki are engaged in the “multi brand product retail trading” sector, which is subject to certain additional restrictions of foreign investment. These include, among others, a cap on foreign investment of up to 51% of the equity share capital, under the government approval route. Accordingly, our Company is required under the FEMA Rules to be Indian “owned and controlled” and among other restrictions, the total foreign investment and voting rights of non-resident shareholders in our Company shall, at all times, be up to 49.50% of the total shareholding and voting rights of our Company, post listing of Equity Shares of our Company, in order to ensure our downstream investments are in compliance with FEMA Rules. Our Shareholders, pursuant to their resolutions, dated April 25, 2022 have approved that the total foreign investment in our Company shall, at all times be up to 49.50% of the total shareholding and voting rights of our Company post listing of Equity Shares of our Company. As on the date of this Red Herring Prospectus, the total foreign investment in our Company is 44.65% of the total paid-up share capital. Also see “***History and Certain Corporate Matters – Summary of key agreements and shareholders’ agreements – Agreement dated December 26, 2023 entered into among our Company and SVF Frog (Cayman) Ltd, Apricot, Valiant, Think India and TIMF (such Shareholders collectively, the “Identified Shareholders” and such agreement, the “Inter-se Agreement”)***” on page 324.

Shops and establishments legislations

Under the provisions of local shops and establishments legislations applicable in the states in India where our establishments are set up and business operations exists, such establishments are required to be registered. Such legislations regulate the working and employment conditions of the workers employed in shops and establishments, including commercial establishments, and provide for fixation of working hours, rest intervals, overtime, holidays, leave, termination of service, maintenance of records, maintenance of shops and establishments and other rights and obligations of the employers and employees. These shops and establishments’ acts, and the relevant rules framed thereunder, also prescribe penalties in the form of monetary fine or imprisonment for violation of provisions, as well as procedures for appeal in relation to such contravention of the provisions.

Intellectual Property Laws

The Trade Marks Act, 1999

The Trade Marks Act, 1999 (the “**Trademarks Act**”) provides for the application and registration of trademarks in India for granting exclusive rights to marks such as a brand, label and heading and obtaining relief in case of infringement. The Trademarks Act also governs the statutory protection of trademarks and prohibits any

registration of deceptively similar trademarks or chemical compounds, among others. Indian law permits the registration of trademarks for both goods and services. It also provides for infringement, falsifying and falsely applying for trademarks. Under the provisions of the Trademarks Act, an application for trademark registration may be made before the Trademark Registry by any person claiming to be the proprietor of a trade mark, whether individual or joint applicants, and can be made on the basis of either actual use or intention to use a trademark in the future. Once granted, a trademark registration is valid for 10 years unless cancelled, subsequent to which, it can be renewed. If not renewed, the mark lapses and the registration is required to be restored. Further, pursuant to the notification of the Trade Marks (Amendment) Act, 2010 (“**Trademark Amendment Act**”) simultaneous protection of trademarks in India and other countries has been made available to owners of Indian and foreign trademarks. The Trademark Amendment Act also seeks to simplify the law relating to transfer of ownership of trademarks by assignment or transmission and to conform Indian trademark law to international practice.

The Design Act, 2000

It is an Act to consolidate and amend the law relating to the protection of designs. The Design Act, 2000 (the “**Design Act**”) is a complete code in itself and is statutory in nature and protects new or original designs from getting copied which cause loss to the proprietor. The proprietor upon registration gets ‘copyrights in design’ for the period of 10 years from the date of registration which can be renewed for a second period of five years, before the expiration of original period of 10 years. The controller registers a design under this Act after verifying that the design of any person, claiming to be the proprietor, is the new or original design not previously published anywhere in any country and is not against any public policy or morality. Any obvious or fraudulent imitation of a design, which is already registered, without the consent of its proprietor, is unlawful. It also prohibits the import of any material which closely resembles a registered design.

Labour law legislations

The Occupational Safety, Health and Working Conditions Code, 2020

The Occupational Safety, Health and Working Conditions Code, 2020 (the “**Occupational Conditions Code**”) received the assent of the President of India on September 28, 2020 and proposes to subsume certain existing legislations, including the Factories Act, 1948, the Contract Labour (Regulation and Abolition) Act, 1970, the Inter-State Migrant Workmen (Regulation of Employment and Conditions of Service) Act, 1979 and the Building and Other Construction Workers (Regulation of Employment and Conditions of Service) Act, 1996. The Occupational Conditions Code proposes to provide for, among other things, standards for health, safety and working conditions for employees of establishments, and will come into effect on a date to be notified by the Central Government.

The Industrial Relations Code, 2020

The Industrial Relations Code, 2020 received the assent of the President of India on September 28, 2020, and proposes to subsume three existing legislations, namely, the Industrial Disputes Act, 1947, the Trade Unions Act, 1926 and the Industrial Employment (Standing Orders) Act, 1946. The Industrial Relations Code, 2020 will come into effect on a date to be notified by the Central Government.

Other labour law legislations

The various other labour and employment-related legislations (and rules issued thereunder) that may apply to our operations, from the perspective of protecting the workers’ rights and specifying registration, reporting and other compliances, and the requirements that may apply to us as an employer, would include the following:

- (i) Contract Labour (Regulation and Abolition) Act, 1970.
- (ii) Employees’ Provident Funds and Miscellaneous Provisions Act, 1952.
- (iii) Employees’ State Insurance Act, 1948.
- (iv) Labour Welfare Fund Act, 1965
- (v) Tax on Professions, Trades, Callings and Employments Act, 1976
- (vi) Minimum Wages Act, 1948.
- (vii) Payment of Bonus Act, 1965.
- (viii) Payment of Gratuity Act, 1972.
- (ix) Payment of Wages Act, 1936.
- (x) Maternity Benefit Act, 1961.
- (xi) Sexual Harassment of Women at Workplace (Prevention, Prohibition and Redressal) Act, 2013.

- (xii) The Child Labour (Prohibition and Regulation) Act, 1986.
- (xiii) Equal Remuneration Act, 1976.
- (xiv) Rights of Persons with Disabilities Act, 2016.
- (xv) Code on Wages, 2019*
- (xvi) Code of Social Security, 2020**

**The Government of India enacted 'The Code on Wages, 2019' which received the assent of the President of India on August 8, 2019. Through its notification dated December 18, 2020, the Government of India brought into force sections 42(1), 42(2), 42(3), 42(10), 42(11), 67(2)(s), 67(2)(t) (to the extent that they relate to the Central Advisory Board) and 69 (to the extent that it relates to sections 7, 9 (to the extent that they relate to the Government of India) and 8 of the Minimum Wages Act, 1986) of the Code on Wages, 2019. The remaining provisions of this code will be brought into force on a date to be notified by the Government of India. It proposes to subsume four separate legislations, namely, the Payment of Wages Act, 1936, the Minimum Wages Act, 1948, the Payment of Bonus Act, 1965 and the Equal Remuneration Act, 1976.*

***The Government of India enacted 'The Code on Social Security, 2020' which received the assent of the President of India on September 28, 2020. The provisions of this code will be brought into force on a date to be notified by the Government of India. It proposes to subsume several separate legislations including the Employee's Compensation Act, 1923, the Employees' State Insurance Act, 1948, the Employees' Provident Funds and Miscellaneous Provisions Act, 1952, the Maternity Benefit Act, 1961, the Payment of Gratuity Act, 1972, the Building and Other Construction Workers' Welfare Cess Act, 1996 and the Unorganised Workers' Social Security Act, 2008.*

Other Laws

In addition to the aforementioned laws and regulations, which are applicable to our Company and Indian Material Subsidiaries, our Company is also required to comply with the provisions of the Companies Act, 2013 and rules framed thereunder, and other applicable statutes promulgated by the relevant Central and State Governments including the central and state tax laws.

HISTORY AND CERTAIN CORPORATE MATTERS

Our Company was incorporated on May 17, 2010, as a private limited company under the Companies Act 1956, with the name “Brainbees Solutions Private Limited”, at Pune pursuant to a certificate of incorporation issued by the RoC. Upon the conversion of our Company to a public limited company, pursuant to a resolution passed by our Board on August 31, 2023 and a resolution passed by our Shareholders at the extra-ordinary general meeting on September 5, 2023, the name of our Company was changed to “Brainbees Solutions Limited”. A fresh certificate of incorporation dated November 2, 2023 was issued by the RoC consequent to our Company’s conversion into a public limited company.

Changes in the Registered Office

Except as disclosed below, there has been no change in the registered office of our Company since its incorporation.

Date of change	Details of change in the registered office	Reasons for change
November 14, 2016	Change of registered office from B/402, 1 Modi Baug CTS 2254 to 2260, G.K Road, Shivajinagar, Pune 411 001, Maharashtra, India to Rajashree Business Park, Survey No. 338, Next to Sohrabh Hall, Tadiwala Road, Pune 411 001, Maharashtra, India.	To meet certain requirements under the Legal Metrology Act, 2009.

Main objects of our Company

The main objects contained in our Memorandum of Association are as follows:

- “To build & provide products and solutions using information technology, software and other technology related activities. To create, operate, maintain and manage web-portal/s, software, e- commerce platform or social internet based network to buy, sell, subscribe, advertise, promote or to manufacture goods and sell such manufactured goods, to deal in goods on a wholesale basis, to be a franchisee, dealer, distributor or to appoint sole selling agents, franchisees, distributors, reseller, etc. and to be a single brand retailer and to provide services in India or outside India. To build, provide and run children education program, parenting and childcare programs by various means including conducting classes, workshops and seminars.*
- To provide assistance for establishing, acquiring, promoting, maintaining, organizing, undertaking, developing, conducting or running, in India or abroad, of playschools, kindergartens, kid education parks, pre-primary schools, play gardens, play groups, nursery, junior Kg, senior Kg or an education institution, for physical training education, artistic education or providing any sort and all types of education facilities to kids and to appoint partners/agents in India or abroad and to undertake the management of the existing proprietary/partnership/company of group companies and to undertake the management of companies having objects in part similar to those of this Company in India or abroad and to take all necessary steps for registering the Company as may be thought fit and to take/ receive royalty/ commission from the above activities and business.*
- To establish, develop, maintain, and manage curriculums and methods (educational, co-curricular, extra-curricular or by way of administrative support) for imparting education to the students or teachers or capacity building, through the institutions mentioned above, or any branding activities, environmental or infrastructural facilities to further the objects mentioned in paragraph 2 above.*
- To provide, establish, maintain, develop, run, operate and manage facilities to provide all types of infant and kid accessories in any part of India and /or abroad in their own facilities or facilities maintained by client or as a package with other consultancy and management services mentioned in paragraph 2 above.”*

The main objects clause as contained in the Memorandum of Association enable our Company to undertake its existing activities.

Amendments to the Memorandum of Association

Set out below are the amendments to our Memorandum of Association in the last 10 years preceding the date of this Red Herring Prospectus.

Date of Shareholder's resolution/ Effective date	Particulars
January 15, 2015	Amendment to the MOA to reflect the increase in authorized share capital from ₹1,314,030 comprising of (i) ₹500,000 divided into 50,000 equity shares of ₹10 each, (ii) ₹210,000 divided into 21,000 Series A equity shares of ₹10 and (iii) ₹310,000 divided into 31,000 Series A CCPS of ₹10 and (iv) ₹294,030 divided into 29,403 Series B CCPS of ₹10, to ₹4,294,930 comprising of (i) ₹1,200,000 divided into 120,000 equity shares of ₹10 each, (ii) ₹210,000 divided into 21,000 Series A equity shares of ₹10 each, (iv) ₹310,000 divided into 31,000 Series A CCPS of ₹10 each (v) ₹294,030 divided into 29,403 Series B CCPS of ₹10 and (vi) ₹2,280,900 divided into 22,809 Series C CCPS of ₹100 each.
March 16, 2015	Amendment to the MOA to reflect the increase in authorized share capital from ₹4,294,930 comprising of (i) ₹1,200,000 divided into 120,000 equity shares of ₹10 each (ii) ₹210,000 divided into 21,000 Series A equity shares of ₹10 each (iii) ₹310,000 divided into 31,000 Series A CCPS of ₹10 each, (iv) ₹294,030 divided into 29,403 Series B CCPS of ₹10 each and (v) ₹2,280,900 divided into 22,809 Series C CCPS of ₹100 each to ₹5,171,130 comprising of (i) ₹1,200,000 divided into 120,000 equity shares of ₹10 each, (ii) ₹210,000 divided into 210,000 Series A equity shares of ₹10 each, (iii) ₹310,000 divided into 31,000 Series A CCPS of ₹10 each, (iv) ₹294,030 divided into 29,403 Series B CCPS ₹10 each, (v) ₹2,280,900 divided into 22,809 Series C CCPS of ₹100 each and (vi) ₹876,200 divided into 8,762 Series C1 CCPS of ₹100 each.
January 5, 2016	Amendment to the MOA to reflect the increase in authorized share capital from ₹5,171,130 comprising of (i) ₹1,200,000 divided into 120,000 equity shares of ₹10 each, (ii) ₹210,000 divided into 21,000 Series A equity shares of ₹10 each, (iii) ₹310,000 divided into 31,000 Series A CCPS of ₹10 each, (iv) ₹294,030 divided into 29,403 Series B CCPS ₹10 each, (v) ₹2,280,900 divided into 22,809 Series C CCPS of ₹100 each and (vi) ₹876,200 divided into Series C1 CCPS of ₹100 each to ₹5,171,950 comprising of (i) ₹1,200,000 equity shares divided into 120,000 equity shares of ₹10 each; (ii) ₹210,000 Series A equity shares divided into 21,000 Series A equity shares of ₹10 each (iii) ₹310,000 Series A CCPS divided into 31,000 Series A CCPS of ₹10 each; (iv) ₹294,030 Series B CCPS divided into 29,403 Series B CCPS of ₹10 each; (v) ₹2,280,900 Series C CCPS divided into 22,809 Series C CCPS of ₹100 only; (vi) ₹876,200 Series C1 CCPS divided into 8,762 Series C1 CCPS of ₹100 each; (vii) ₹820 divided into 82 Series C2 CCPS of ₹10 each.
July 19, 2016	Amendment to the MOA to reflect the increase in authorized share capital from ₹5,171,950 comprising of (i) ₹1,200,000 equity shares divided into 120,000 equity shares of ₹10 each; (ii) ₹210,000 Series A equity shares divided into 21,000 Series A equity shares of ₹10 each (iii) ₹310,000 Series A CCPS divided into 31,000 Series A CCPS of ₹10 each; (iv) ₹294,030 Series B CCPS divided into 29,403 Series B CCPS of ₹10 each; (v) ₹2,280,900 Series C CCPS divided into 22,809 Series C CCPS of ₹100 only; (vi) ₹876,200 Series C1 CCPS divided into 8,762 Series C1 CCPS of ₹100 each; (vii) ₹820 divided into 82 Series C2 CCPS of ₹10 each to ₹7,927,850 comprising of (i) ₹1,701,100 divided into 170,110 equity shares of ₹10 each; (ii) ₹210,000 divided into 21,000 Series A equity shares of ₹10 each, (iii) ₹310,000 divided into 31,000 Series A CCPS of ₹10 each; (iv) ₹294,030 divided into 29,403 Series B CCPS of ₹10 each; (v) ₹2,280,900 divided into 22,809 Series C CCPS of ₹100 each; (vi) ₹876,200 divided into 8,762 Series C1 CCPS of ₹100 each; (vii) ₹820 divided into 82 Series C2 CCPS of ₹10 each; and (viii) 2,254,800 Series D CCPS divided into 22,548 Series D CCPS of ₹100.
September 21, 2016	Amendment to the MOA to reflect reclassification of 22,548 Series D CCPS of ₹100 each into 13,000 Series D1 CCPS and 9,548 Series D2 CCPS of ₹100 each. Amendment to the MOA to reflect the increase in authorized share capital from ₹7,927,850 comprising of (i) ₹1,701,100 divided into 170,110 equity shares of ₹10 each; (ii) ₹210,000 divided into 21,000 Series A equity shares of ₹10 each, (iii) ₹310,000 divided into 31,000 Series A CCPS of ₹10 each; (iv) ₹294,030 divided into 29,403 Series B CCPS of ₹10 each; (v) ₹2,280,900 divided into 22,809 Series C CCPS of ₹100 each; (vi) ₹876,200 divided into 8,762 Series C1 CCPS of ₹100 each; (vii) ₹820 divided into 82 Series C2 CCPS of ₹10 each; (viii) ₹1,300,000 divided into 13,000 Series D1 CCPS of ₹100 each; and (ix) ₹954,800 divided into 9,548 Series D2 CCPS of ₹100 each, to ₹8,473,050 comprising of (i) ₹1,701,100 divided into 170,110 equity shares of ₹10 each; (ii) ₹210,000 divided into 21,000 Series A equity shares of ₹10 each and (iii) ₹310,000 divided into 31,000 Series A CCPS of ₹10 each; (iv) ₹294,030 divided into 29,403 Series B CCPS of ₹10 each; (v) ₹2,280,900 divided into 22,809 Series C CCPS of ₹100 only; (vi) ₹876,200 divided into 8,762 Series C1 CCPS of ₹100 each; (vii) ₹820 divided into 82 Series C2 CCPS of ₹10 each; (viii) ₹1,300,000 divided into 13,000 Series D1 CCPS of ₹100 each; and (ix) ₹1,500,000 divided into 15,000 Series D2 CCPS of ₹100 each.

Date of Shareholder's resolution/ Effective date	Particulars
March 23, 2017	<p>Amendment to the MOA to reflect increase in authorised share capital from 8,473,050 comprising of (i) ₹1,701,100 divided into 170,110 equity shares of ₹10 each; (ii) ₹210,000 divided into 21,000 Series A equity shares of ₹10 each, (iii) ₹310,000 divided into 31,000 Series A CCPS of ₹10 each; (iv) ₹294,030 divided into 29,403 Series B CCPS of ₹10 each; (v) ₹2,280,900 divided into 22,809 Series CCCPS of ₹100 each; (vi) ₹876,200 divided into 8,762 Series C1 CCPS of ₹100 each; (vii) ₹820 divided into 82 Series C2 CCPS of ₹10 each; (viii) ₹1,300,000 divided into 13,000 Series D1 CCPS of ₹100 each; and (ix) ₹1,500,000 divided into 15,000 Series D2 CCPS of ₹100 each to ₹457,300,330 comprising of (i) ₹357,471,300 divided into 35,747,130 equity shares of ₹10/- each; (ii) ₹210,000 divided into 21,000 Series A equity shares of ₹10 each; (iii) ₹310,000 divided into 31,000 Series A CCPS of ₹10 each; (iv) ₹1,732,330 divided into 173,233 Series B CCPS of ₹10 each; (v) ₹43,713,300 divided into 437,133 Series C CCPS of ₹100 each; (vi) ₹876,200 divided into 8,762 Series C1 CCPS of ₹100 each; (vii) ₹155,800 divided into 15,580 Series C2 CCPS of ₹10 each; (viii) ₹24,435,900 divided into 244,359 Series D1 CCPS of ₹100 each; and (ix) ₹28,395,500 divided into 283,955 Series D2 CCPS of ₹100 each.</p> <p>Amendment to the MOA to reflect the sub-division in the nominal value of the equity shares and CCPS of ₹10 each into ₹5 each and CCPS of ₹100 each into ₹5 each.</p>
September 2, 2017	<p>Amendment to the MOA to reflect the increase in authorised share capital from 457,300,330 comprising of (i) ₹357,471,300 divided into 71,494,260 Equity Shares of ₹5 each; (ii) ₹210,000 divided into 42,000 Series A Equity Shares of ₹5 each and (iii) ₹310,000 divided into 62,000 Series A CCPS of ₹5 each; (iv) ₹1,732,330 divided into 3,46,466 Series B CCPS of ₹5 each; (v) ₹43,713,300 divided into 8,742,660 Series C CCPS of ₹5 each; (vi) ₹876,200 divided into 175,240 Series C1 CCPS of ₹5 each; (vii) ₹155,800 divided into 31,160 Series C2 CCPS of ₹5 each; (viii) ₹24,435,900 divided into 4,887,180 Series D1 CCPS of ₹5 each; and (ix) ₹28,395,500 divided into 5,679,100 Series D2 CCPS of ₹5 each to ₹509,300,330 comprising of (i) ₹357,471,300 divided into 71,494,260 Equity Shares of ₹5 each; (ii) ₹210,000 divided into 42,000 Series A Equity Shares of ₹5 each and (iii) ₹310,000 divided into 62,000 Series A CCPS of ₹5 each; (iv) ₹1,732,330 divided into 346,466 Series B CCPS of ₹5 each; (v) ₹43,713,300 divided into 8,742,660 Series C CCPS of ₹5 each; (vi) ₹876,200 divided into 175,240 Series C1 CCPS of ₹5 each; (vii) ₹155,800 divided into 31,160 Series C2 CCPS of ₹5 each; (viii) ₹24,435,900 divided into 4,887,180 Series D1 CCPS of ₹5 each; (ix) ₹28,395,500 divided into 5,679,100 Series D2 CCPS of ₹5 each; and (x) ₹52,000,000 divided into 10,400,000 Series E CCPS of ₹5 each.</p>
December 12, 2017	<p>Amendment to the MOA to reflect increase in authorised share capital from ₹509,300,330 comprising of (i) ₹357,471,300 divided into 71,494,260 Equity Shares of ₹5 each; (ii) ₹210,000 divided into 42,000 Series A Equity Shares of ₹5 each and (iii) ₹310,000 divided into 62,000 Series A CCPS of ₹5 each; (iv) ₹1,732,330 divided into 346,466 Series B CCPS of ₹5 each; (v) ₹43,713,300 divided into 8,742,660 Series C CCPS of ₹5 each; (vi) ₹876,200 divided into 175,240 Series C1 CCPS of ₹5 each; (vii) ₹155,800 divided into 31,160 Series C2 CCPS of ₹5 each; (viii) ₹24,435,900 divided into 4,887,180 Series D1 CCPS of ₹5 each; (ix) ₹28,395,500 divided into 5,679,100 Series D2 CCPS of ₹5 each; and (x) ₹52,000,000 divided into 10,400,000 Series E CCPS of ₹5 each to ₹514,300,330 comprising of (i) ₹357,471,300 divided into 71,494,260 Equity Shares of ₹5 each; (ii) ₹210,000 divided into 42,000 Series A Equity Shares of ₹5 each and (iii) ₹310,000 divided into 62,000 Series A CCPS of ₹5 each; (iv) ₹1,732,330 divided into 346,466 Series B CCPS of ₹5 each; (v) ₹43,713,300 divided into 8,742,660 Series C CCPS of ₹5 only; (vi) ₹876,200 divided into 175,240 Series C1 CCPS of ₹5 each (vii) ₹155,800 divided into 31,160 Series C2 CCPS of ₹5 each; (viii) ₹24,435,900 divided into 4,887,180 Series D1 CCPS of ₹5 each; (ix) ₹28,395,500 divided into 5,679,100 Series D2 CCPS of ₹5 each; and (x) ₹57,000,000 divided into 11,400,000 Series E CCPS of ₹5 each.</p>
May 25, 2018	<p><i>Amendment to Clause III(A) of the MOA to reflect change in the objects of the Company to include –</i></p> <p><i>“III(A)(1) To build & provide products and solutions using information technology, software and other technology related activities. To create, operate, maintain and manage web-portal/s, software, ecommerce platform or social internet based network to buy, sell, subscribe, advertise, promote or deal in goods on a wholesale basis, to be a franchisee, dealer, distributor or to appoint sole selling agents, franchisees, distributors, reseller, etc. and to provide services in India or outside India. To build, provide and run children education program, parenting and childcare programs by various means including conducting classes, workshops and seminars.”</i></p>
December 26, 2018	<p>Amendment to the MOA to reflect the reclassification of 11,400,000 Series E CCPS of ₹5 each into 12,200 Option 1 CCPS of ₹5 each, 28,000 Option 2 CCPS of ₹5 each and 11,359,800 Equity Shares of ₹5 each.</p>

Date of Shareholder's resolution/ Effective date	Particulars
	<p>Amendment to the MOA to reflect increase in authorised share capital from ₹514,300,330 comprising of (i) ₹414,270,300 divided into 82,854,060 Equity Shares of ₹5 each; (ii) ₹210,000 divided into 42,000 Series A Equity Shares of ₹5 each, (iii) ₹310,000 divided into 62,000 Series A CCPS of ₹5 each; (iv) ₹1,732,330 divided into 346,466 Series B CCPS of ₹5 each; (v) ₹43,713,300 divided into 8,742,660 Series C CCPS of ₹5 each; (vi) ₹876,200 divided into 175,240 Series C1 CCPS of ₹5 each; (vii) ₹155,800 divided into 31,160 Series C2 CCPS of ₹5 each; (viii) ₹24,435,900 divided into 4,887,180 Series D1 CCPS of ₹5 each; (ix) ₹28,395,500 divided into 5,679,100 Series D2 CCPS of ₹5 each; (x) ₹61,000 Option 1 CCPS divided into 12,200 Option 1 CCPS of ₹5 each; (xi) ₹140,000 Option 2 CCPS divided into 28,000 Option 2 CCPS of ₹5 each; and (xii) ₹57,000,000 divided into 11,400,000 Series E CCPS of ₹5 each to ₹889,730,030 comprising of (i) ₹423,700,000 divided into 84,740,000 Equity Shares of ₹5 each; (ii) ₹210,000 divided into 42,000 Series A Equity Shares of ₹5 each and (iii) ₹310,000 divided into 62,000 Series A CCPS of ₹5 each; (iv) ₹1,732,330 divided into 346,466 Series B CCPS of ₹5 each; (v) ₹43,713,300 divided into 8,742,660 Series C CCPS of ₹5 only; (vi) ₹876,200 divided into 175,240 Series C1 CCPS of ₹5 each; (vii) ₹155,800 divided into 31,160 Series C2 CCPS of ₹5 each; (viii) ₹24,435,900 divided into 4,887,180 Series D1 CCPS of ₹5 each; (ix) ₹28,395,500 divided into 5,679,100 Series D2 CCPS of ₹5 each; (x) ₹61,000 divided into 12,200 Option 1 CCPS of ₹5 each; (xi) ₹140,000 divided into 28,000 Option 2 CCPS of ₹5 each; and (xii) ₹366,000,000 divided into 73,200,000 Series E Equity Shares of ₹5 each.</p>
<p>October 7, 2019</p>	<p><i>Amendment to Clause III(A) of the MOA to reflect change in the objects of the Company and substitute it with the following –</i></p> <p><i>“III(A)(2) To provide assistance for establishing, acquiring, promoting, maintaining, organizing, undertaking, developing, conducting or running, in India or abroad, of playschools, kindergartens, kid education parks, pre-primary schools, play gardens, play groups, nursery, junior Kg, senior Kg or an education institution, for physical training education, artistic education or providing any sort and all types of education facilities to kids and to appoint partners/agents in India or abroad and to undertake the management of the existing proprietary/partnership/company of group companies and to undertake the management of companies having objects in part similar to those of this Company in India or abroad and to take all necessary steps for registering the Company as may be thought fit and to take/ receive royalty/commission from the above activities and business.</i></p> <p><i>III(A)(3) To establish, develop, maintain, and manage curriculums and methods (educational, co-curricular, extra-curricular or by way of administrative support) for imparting education to the students or teachers or capacity building, through the institutions mentioned above, or any branding activities, environmental or infrastructural facilities to further the objects mentioned in paragraph 2 above.</i></p> <p><i>III(A)(4) To provide, establish, maintain, develop, run, operate and manage facilities to provide all types of kid accessories in any part of India and/or abroad in their own facilities or facilities maintained by client or as a package with other consultancy and management services mentioned in paragraph 2 above.”</i></p>
<p>January 15, 2021</p>	<p><i>Amendment to Clause III(A) of the MOA thereby deleting the subsisting clause and substituting it with the following -</i></p> <p><i>“III(A)(1) To build & provide products and solutions using information technology, software and other technology related activities. To create, operate, maintain and manage web-portal/s, software, ecommerce platform or social internet based network to buy, sell, subscribe, advertise, promote or to manufacture goods and sell such manufactured goods, to deal in goods on a wholesale basis, to be a franchisee, dealer, distributor or to appoint sole selling agents, franchisees, distributors, reseller, etc. and to be a single brand retailer and to provide services in India or outside India. To build, provide and run children education program, parenting and childcare programs by various means including conducting classes, workshops and seminars.</i></p> <p><i>(III)(A)(2) To provide assistance for establishing, acquiring, promoting, maintaining, organizing, undertaking, developing, conducting or running, in India or abroad, of playschools, kindergartens, kid education parks, pre-primary schools, play gardens, play groups, nursery, junior Kg, senior Kg or an education institution, for physical training education, artistic education or providing any sort and all types of education facilities to kids and to appoint partners/agents in India or abroad and to undertake the management of the existing proprietary/partnership/company of group companies and to undertake the management of companies having objects in part similar to those of this Company in India or abroad and to</i></p>

Date of Shareholder's resolution/ Effective date	Particulars
	<p><i>take all necessary steps for registering the Company as may be thought fit and to take/ receive royalty/commission from the above activities and business.</i></p> <p><i>(III)(A)(3) To establish, develop, maintain, and manage curriculums and methods (educational, co-curricular, extra-curricular or by way of administrative support) for imparting education to the students or teachers or capacity building, through the institutions mentioned above, or any branding activities, environmental or infrastructural facilities to further the objects mentioned in paragraph 2 above.</i></p> <p><i>(III)(A)(4) To provide, establish, maintain, develop, run, operate and manage facilities to provide all types of infant and kid accessories in any part of India and /or abroad in their own facilities or facilities maintained by client or as a package with other consultancy and management services mentioned in paragraph 2 above."</i></p>
October 25, 2021	<p>Amendment to the MOA to reflect increase in authorised share capital from ₹889,730,030 comprising of (i) ₹423,700,000 divided into 84,740,000 Equity Shares of ₹5 each; (ii) ₹210,000 divided into 42,000 Series A Equity Shares of ₹5 each and (iii) ₹310,000 divided into 62,000 Series A CCPS of ₹5 each; (iv) ₹1,732,330 divided into 346,466 Series B CCPS of ₹5 each; (v) ₹43,713,300 divided into 8,742,660 Series C CCPS of ₹5 only; (vi) ₹876,200 divided into 175,240 Series C1 CCPS of ₹5 each; (vii) ₹155,800 divided into 31,160 Series C2 CCPS of ₹5 each; (viii) ₹24,435,900 divided into 4,887,180 Series D1 CCPS of ₹5 each; (ix) ₹28,395,500 divided into 5,679,100 Series D2 CCPS of ₹5 each; (x) ₹61,000 divided into 12,200 Option 1 CCPS of ₹5 each; (xi) ₹140,000 divided into 28,000 Option 2 CCPS of ₹5 each; and (xii) ₹366,000,000 divided into 73,200,000 Series E Equity Shares of ₹5 each to ₹1,004,730,030 comprising of (i) ₹538,700,000 divided into 107,740,000 Equity Shares of ₹5 each; (ii) ₹210,000 divided into 42,000 Series A Equity Shares of ₹5 each and (iii) ₹310,000 divided into 62,000 Series A CCPS of ₹5 each; (iv) ₹1,732,330 divided into 346,466 Series B CCPS of ₹5 each; (v) ₹43,713,300 divided into 8,742,660 Series C CCPS of ₹5 only; (vi) ₹876,200 divided into 175,240 Series C1 CCPS of ₹5 each; (vii) ₹155,800 divided into 31,160 Series C2 CCPS of ₹5 each; (viii) ₹24,435,900 divided into 4,887,180 Series D1 CCPS of ₹5 each; (ix) ₹28,395,500 divided into 5,679,100 Series D2 CCPS of ₹5 each; (x) ₹61,000 divided into 12,200 Option 1 CCPS of ₹5 each; (xi) ₹140,000 divided into 28,000 Option 2 CCPS of ₹5 each; and (xii) ₹366,000,000 divided into 73,200,000 Series E Equity Shares of ₹5 each.</p>
April 25, 2022	<p>Re-classification of Series A Equity Shares of ₹5 each and Series E Equity Shares of ₹5 each into ordinary Equity Shares of ₹5 each of the Company to rank <i>pari passu</i> in all respects with all the other existing fully paid-up equity shares of face value of ₹5 each of the Company. Sub-division of each fully paid-up Equity Shares and Preference Shares of face value of ₹5 each of the Company into Equity Shares of ₹2 each and Preference Shares of ₹2 each respectively.</p> <p>Amendment to the MOA to reflect the subdivision and reclassification from ₹1,004,730,030 comprising of (i) ₹538,700,000 divided into 107,740,000 Equity Shares of ₹5 each; (ii) ₹210,000 divided into 42,000 Series A Equity Shares of ₹5 each and (iii) ₹310,000 divided into 62,000 Series A CCPS of ₹5 each; (iv) ₹1,732,330 divided into 346,466 Series B CCPS of ₹5 each; (v) ₹43,713,300 divided into 8,742,660 Series C CCPS of ₹5 only; (vi) ₹876,200 divided into 175,240 Series C1 CCPS of ₹5 each; (vii) ₹155,800 divided into 31,160 Series C2 CCPS of ₹5 each; (viii) ₹24,435,900 divided into 4,887,180 Series D1 CCPS of ₹5 each; (ix) ₹28,395,500 divided into 5,679,100 Series D2 CCPS of ₹5 each; (x) ₹61,000 divided into 12,200 Option 1 CCPS of ₹5 each; (xi) ₹140,000 divided into 28,000 Option 2 CCPS of ₹5 each; and (xii) ₹366,000,000 divided into 73,200,000 Series E Equity Shares of ₹5 each to ₹1,004,730,030 comprising of (i) ₹904,910,000 divided into 452,455,000 Equity Shares of ₹2 each; (ii) ₹310,000 divided into 155,000 Series A CCPS of ₹2 each; (iii) ₹1,732,330 divided into 866,165 Series B CCPS of ₹2 each; (iv) ₹43,713,300 divided into 21,856,650 Series C CCPS of ₹2 each; (v) ₹876,200 divided into 438,100 Series C1 CCPS of ₹2 each; (vi) ₹155,800 divided into 77,900 Series C2 CCPS of ₹2 each; (vii) ₹24,435,900 divided into 12,217,950 Series D1 CCPS of ₹2 each; (viii) ₹28,395,500 divided into 14,197,750 Series D2 CCPS of ₹2 each; (ix) ₹61,000 divided into 30,500 Option 1 CCPS of ₹2 each; and (x) ₹140,000 divided into 70,000 Option 2 CCPS of ₹2 each.</p>
September 5, 2023	<p>The name of our Company was changed from "Brainbees Solutions Private Limited" to "Brainbees Solutions Limited", consequent to the conversion of our Company from a private limited company to a public limited company.</p> <p>Additionally, Clause V(b) of the Memorandum of Association was deleted and the existing memorandum of association of our Company was replaced with the Memorandum of Association. .</p>

Date of Shareholder's resolution/ Effective date	Particulars
September 5, 2023	Amendment to the MOA to reflect increase in authorised share capital from ₹ 1,004,730,030 comprising of (i) ₹904,910,000 divided into 452,455,000 Equity Shares of ₹2 each; (ii) ₹310,000 divided into 155,000 Series A CCPS of ₹2 each; (iii) ₹1,732,330 divided into 866,165 Series B CCPS of ₹2 each; (iv) ₹43,713,300 divided into 21,856,650 Series C CCPS of ₹2 each; (v) ₹876,200 divided into 438,100 Series C1 CCPS of ₹2 each; (vi) ₹ 155,800 divided into 77,900 Series C2 CCPS of ₹2 each; (vii) ₹24,435,900 divided into 12,217,950 Series D1 CCPS of ₹2 each; (viii) ₹28,395,500 divided into 14,197,750 Series D2 CCPS of ₹ 2 each; (ix) ₹61,000 divided into 30,500 Option 1 CCPS of ₹2 each; and (x) ₹140,000 divided into 70,000 Option 2 CCPS of ₹2 each to ₹ 1,204,730,030 comprising of (i) ₹1,104,910,000 divided into 552,455,000 Equity Shares of ₹2 each; (ii) ₹310,000 divided into 155,000 Series A CCPS of ₹2 each; (iii) ₹1,732,330 divided into 866,165 Series B CCPS of ₹2 each; (iv) ₹43,713,300 divided into 21,856,650 Series C CCPS of ₹2 each; (v) ₹876,200 divided into 438,100 Series C1 CCPS of ₹2 each; (vi) ₹ 155,800 divided into 77,900 Series C2 CCPS of ₹2 each; (vii) ₹24,435,900 divided into 12,217,950 Series D1 CCPS of ₹2 each; (viii) ₹28,395,500 divided into 14,197,750 Series D2 CCPS of ₹ 2 each; (ix) ₹61,000 divided into 30,500 Option 1 CCPS of ₹2 each; and (x) ₹140,000 divided into 70,000 Option 2 CCPS of ₹2 each.

Major events and milestones of our Company

The table below sets forth some of the key events in the history of our Company.

Calendar Year	Events
2010	Incorporation of our Company Delivered the first shipment of an online order
2011	Opened our first Firstcry.com franchisee physical store at Bharuch, Gujarat Launched our home brands “BabyHug” and “Cutewalk”
2013	Launched Firstcry hospital gift hamper program
2014	Launched same day and next day delivering options
2016	Ratan Tata became an investor in our Company Acquired the “Babyoye” business from erstwhile MRL
2017	Launched Firstcry parenting platform
2018	Signed an international license agreement with The William Carter Company for obtaining rights and licenses from The William Carter Company in order to carry out sale of purchased products by our Company Launched “Intellikit”, a kids’ education subscription program Launched premium fashion brand for babywear “Babyoye”
2019	Opened our 500 th franchisee physical store in India Launched Firstcry.ae in UAE Acquired a school business and entered into the preschool education business
2020	Opened our first BabyHug company owned physical store in Dhanori, Pune, Maharashtra, India Acquired majority stake in Swara Baby Products Private Limited (“Swara Baby”), a diaper manufacturer company. For details see, “– <i>Details regarding material acquisitions or divestments of business/undertakings, mergers, amalgamation, any revaluation of assets, etc. in the last 10 years – Acquisition of Swara Baby</i> ” below Launched PineKids for 4-12 age group
2021	Acquired majority stake in Globalbees Brands Firstcry Club Membership was launched on both online and offline platforms
2022	Acquired Digital Age. For details see, “– <i>Details regarding material acquisitions or divestments of business/undertakings, mergers, amalgamation, any revaluation of assets, etc. in the last 10 years – Acquisition of Digital Age</i> ” below
2022	Commenced operations in KSA
2023	Increased our shareholding in our Subsidiary, Swara Baby. For details see, “– <i>Details regarding material acquisitions or divestments of business/undertakings, mergers, amalgamation, any revaluation of assets, etc. in the last 10 years – Acquisition of Swara Baby</i> ” below

Key awards, accreditations and recognitions

The table below sets forth some of the significant awards, accreditations and recognitions received by our

Company.

Calendar Year	Key awards, accreditations and recognitions
2013	Received an award for being the “most popular online retail store” in the Child Most Popular Awards 2013 from Child (India’s Largest Selling Parenting Magazine) Ranked amongst top 100 franchise opportunities by Franchise India
2015	Ranked amongst top 100 franchise opportunities by Franchise India.
2017	Received an award for “innovation in recruitment” under Organizational Category A: Turnover up to ₹1,000 crores in Genius HR Excellence Awards 2017 from Genius Consultants Limited.
2018	Received an award for being the “best e-commerce warehouse” in the Global Logistics Excellence Awards from Tata Strategic Management Group Received the “kids retailer of the year” award in Star Retailer Awards 2018
2019	Ranked amongst top 100 franchise opportunities by Franchise India.
2021	Received an award for being the “best employer” in the Best Employer Brand Awards 2021 from World HRD Congress.
2022	FirstCry Intellitots has been ranked second under Grand Jury India Preschool Rankings as ‘India’s most respected early childhood education brand’ by Education World.
2023	Firstcry.com received the Images most admired fashion brand of the year: Kidswear award at the IFA 22 nd Annual Images Fashion Awards, 2023.

Significant financial and strategic partnerships

As of the date of this Red Herring Prospectus, our Company does not have any significant financial or strategic partnerships.

Time/cost overrun

As on the date of this Red Herring Prospectus, there has been no time or cost over-run in respect of our business operations.

Defaults or rescheduling/ restructuring of borrowings with financial institutions/ banks

As on the date of this Red Herring Prospectus, there has been no instance of rescheduling/ restructuring of borrowings with financial institutions/banks.

Corporate profile of our Company

For details in relation to our corporate profile including details of our business, activities, services, market, growth, competition, launch of key products, entry into new geographies or exit from existing markets, suppliers, customers, capacity build-up, technology, and managerial competence, to the extent relevant, see ‘*Risk Factors*’, ‘*Our Business*’, ‘*Our Management*’ and ‘*Management’s Discussion and Analysis of Financial Condition and Results of Operations*’ on pages 83, 262, 350 and 528, respectively.

Details regarding material acquisitions or divestments of business/undertakings, mergers, amalgamation, any revaluation of assets, etc. in the last 10 years

Except as disclosed below, our Company has not made any material acquisitions or divestments of business/undertakings, mergers, amalgamation, any revaluation of assets, etc. in the last 10 years preceding the date of this Red Herring Prospectus.

1. Acquisition of Firmroots Private Limited (“Firmroots”)

Share subscription agreement dated December 26, 2020 entered into amongst Firmroots Shareholders, Firmroots and our Company (“Firmroots SSA”).

Pursuant to the Firmroots SSA, our Company has subscribed to 10,000,000 series A compulsorily convertible preference shares of face value of ₹10 each at an aggregate consideration of ₹100,000,000 based on the valuation report dated December 15, 2020 issued by Neena Agarwal, Registered Valuer who valued such preference shares at ₹ 2,810.17 each. The aforesaid series A compulsorily convertible preference shares of face value of ₹10 each were allotted to our Company on December 30, 2020.

Share purchase agreement dated December 26, 2020 entered into amongst Orkla, Firmroots Shareholders, Firmroots and our Company. (“Firmroots SPA 1”)

Pursuant to Firmroots SPA 1, our Company has purchased 6,662 equity shares of face value of ₹10 each of Firmroots (“**Firmroots Equity Shares**”) from Orkla at an aggregate consideration of ₹17,500,000. The transfer of the aforesaid Firmroots Equity Shares to our Company was registered on December 30, 2020.

Share purchase agreement dated December 26, 2020 entered into amongst Rajagiri Harika, Rajendra Kumar Kotapalli, Sumeet Suryakanth Rao, Firmroots Shareholders, Firmroots and our Company. (“Firmroots SPA 2”)

Pursuant to Firmroots SPA 2, our Company has purchased: (i) 292 Firmroots Equity Shares from Rajagiri Harika at an aggregate consideration of ₹2,415,991.50; (ii) 295 Firmroots Equity Shares from Rajendra Kumar Kotapalli at an aggregate consideration of ₹2,440,813.33; and (iii) 295 Firmroots Equity Shares from Sumeet Suryakanth Rao at an aggregate consideration of ₹2,440,813.33. The transfer of the aforesaid Firmroots Equity Shares to our Company was registered on December 30, 2020.

Share purchase agreement dated December 26, 2020 entered into amongst Pradeep Sesham, Tanu Gupta, Firmroots Shareholders, Firmroots and our Company. (“Firmroots SPA 3”)

Pursuant to Firmroots SPA 3, our Company has purchased: (i) 303 Firmroots Equity Shares each from Pradeep Sesham at an aggregate consideration of ₹1,619,108.69; and (ii) 145 Firmroots Equity Shares from Tanu Gupta at an aggregate consideration of ₹774,820.99. The transfer of the aforesaid Firmroots Equity Shares to our Company was registered on December 30, 2020.

Share purchase agreement dated December 26, 2020 entered into amongst Nischal Prasad Kilaru, Samatha Kilaru (Nischal Prasad Kilaru and Samatha Kilaru being joint shareholders of Firmroots), Firmroots Shareholders, Firmroots and our Company. (“Firmroots SPA 4”)

Pursuant to Firmroots SPA 4, our Company has purchased 715 seed C preference shares of Firmroots of face value of ₹10 each and 10 Firmroots Equity Shares from Nischal Prasad Kilaru and Samatha Kilaru (Nischal Prasad Kilaru and Samatha Kilaru being joint shareholders of Firmroots) at an aggregate consideration of ₹5,498,763. The transfer of the aforesaid seed C preference shares of face value of ₹10 each and Firmroots Equity Shares to our Company was registered on December 30, 2020.

Subsequently, Rajendra Kumar Kotapalli, Sumeet Suryakanth Rao, Pradeep Sesham, Tanu Gupta, Nischal Prasad Kilaru and Samatha Kilaru have ceased to be the shareholders of Firmroots thereby transferring all the equity and preference shares held by them to our Company.

Share purchase agreement dated May 10, 2022 entered into amongst Firmroots Shareholders, Firmroots and our Company. (“Firmroots SPA 5”)

Pursuant to Firmroots SPA 5, our Company has purchased 14,570 Firmroots Equity Shares from Firmroots Shareholders at an aggregate consideration of ₹5,929,990. The transfer of the aforesaid Firmroots Equity Shares to our Company was registered on May 17, 2022.

Shareholders’ agreement dated September 14, 2022 entered into amongst Vandit Goyal, Suman Basu, Paipal Ventures LLP, Rangsons LLP, Orkla India Private Limited (formerly known as MTR Foods Private Limited)(“Orkla”), Firmroots and our Company (“Firmroots SHA”)

Vandit Goyal, Suman Basu, Paipal Ventures LLP, Rangsons LLP, Orkla, Firmroots and our Company entered into the Firmroots SHA to record their mutual understanding with respect to, *inter alia*, their *inter se* rights and obligations by virtue of their respective shareholding in Firmroots, the management of Firmroots, exit rights and certain other matters.

Pursuant to all the afore-mentioned agreements and subsequent changes in the issued, subscribed and paid-up share capital of Firmroots, as of the date of this Red Herring Prospectus, our Company holds 99.75% of Firmroot’s shareholding on a fully diluted basis.

For further details, see “– *Our Subsidiaries, associates and Joint Ventures – Firmroots Private Limited*” below.

2. Acquisition of Globalbees Brands Private Limited

Share subscription agreement dated June 3, 2021 entered into amongst Nitin Agarwal, Supam Maheshwari, Globalbees Brands and our Company (“Globalbees SSA 1”)

Pursuant to Globalbees SSA 1, our Company has subscribed to 10 equity shares of face value of ₹5 each and 75,249 series A compulsorily convertible preference shares of face value of ₹5 each (at a price of ₹29,099.69 per compulsorily convertible preference shares of face value of ₹5 each) of Globalbees Brands aggregating to 74.93% of the total share capital of Globalbees Brands on a fully diluted basis for an aggregate consideration of ₹ 2,190,013,569.71 based on the valuation report dated June 1, 2021 issued by Saffron Capital Advisors Private Limited who valued such equity shares and preference shares at ₹ 29,099.69 each. The aforesaid equity shares of face value of ₹5 each and series A compulsorily convertible preference shares of face value of ₹5 each were allotted to our Company on June 16, 2021.

Subsequently, Globalbees Brands has acquired various other subsidiaries in its ordinary course of business, which are our step-down Subsidiaries.

Series C share subscription agreement dated December 20, 2021 entered into amongst Lightspeed India Partners III LLC, PI Opportunities II, Chiratae Ventures India Fund IV represented by its trustee Vistra ITCL (India) Limited, Chiratae Ventures Master Fund IV represented by its trustee Vistra ITCL (India) Limited, SVF Frog (Cayman) Ltd, Steadview Capital Mauritius Limited, Pratithi Investment Trust, Satyadharm Investments and Trading Company Private Limited, Doli Trading and Investment Private Limited, Castle Investment and Industries Private Limited, Lyon Investment and Industries Private Limited, Kiran Vyapar Limited, Balkrishna Industries Limited, Gaurav Jain, Anoop Prakash Sharma Family Trust, Nitin Agarwal, Supam Maheshwari, Globalbees Brands and our Company. (“Globalbees SSA 2”)

Pursuant to Globalbees SSA 2, our Company has subscribed to 7,906 series C equity shares of face value of ₹ 5 each of Globalbees Brands aggregating to 50.23% of the total share capital of Globalbees Brands on a fully diluted basis for an aggregate consideration of ₹ 4,012,202,499.80 based on the valuation report dated October 31, 2021 issued by Saurabh Agarwal & Associates, Chartered Accountant who valued such equity shares at ₹ 506,837 each. The aforesaid series C equity shares of face value of ₹ 5 each were allotted to our Company on December 31, 2021.

Series C shareholders’ agreement dated December 20, 2021 entered into amongst Globalbees Brands, Lightspeed India Partners III LLC, Chimetech Holding Ltd, PI Opportunities II, Chiratae Ventures India Fund IV represented by its trustee Vistra ITCL (India) Limited, Chiratae Ventures Master Fund IV represented by its trustee Vistra ITCL (India) Limited, SVF Frog (Cayman) Ltd, Steadview Capital Mauritius Limited, Pratithi Investment Trust, Satyadharm Investments and Trading Company Private Limited, Doli Trading and Investment Private Limited, Castle Investment and Industries Private Limited, Lyon Investment and Industries Private Limited, Kiran Vyapar Limited, Balkrishna Industries Limited, Gaurav Jain (Balkrishna Industries Limited and Gaurav Jain collectively referred as “BK Industries”), Anoop Prakash Sharma Family Trust, Nitin Agarwal, Supam Maheshwari and our Company. (“Globalbees SHA”)

The above mentioned parties have entered into the Globalbees SHA to record their mutual understanding with respect to, *inter alia*, their inter se rights and obligations by virtue of their respective shareholding in Globalbees Brands, the management of Globalbees Brands, exit rights and certain other matters.

Pursuant to all the afore-mentioned agreements and subsequent changes in the issued, subscribed and paid-up share capital of Globalbees Brands, as of the date of this Red Herring Prospectus, our Company holds 50.23% of Globalbees Brands’ shareholding on a fully diluted basis.

For further details, see “– *Our Subsidiaries, associates and Joint Ventures – Globalbees Brands Private Limited*” below.

3. Acquisition of Solis Hygiene Private Limited (“Solis”)

Shareholders’ Agreement dated March 16, 2021 entered into amongst Solis, Udit Birla, Sangita Birla, Chandni Birla (Udit Birla, Sangita Birla and Chandni Birla collectively as “Solis Promoters”), Pratiik K Kamble and our Company (“Solis SHA”)

Solis, Udit Birla, Sangita Birla, Chandni Birla, Pratiik K Kamble and our Company entered into the Solis SHA to record their mutual understanding with respect to, *inter alia*, their inter se rights and obligations by virtue of their respective shareholding in Solis, the management of Solis, exit rights and certain other matters.

Securities Subscription Agreement dated March 16, 2021 entered into amongst Solis, Solis Promoters and our Company (“Solis SSA”)

Pursuant to Solis SHA and Solis SSA, our Company has subscribed to 52,890 series A1 equity shares of Solis of face value of ₹10 each constituting of 79.34% of the total share capital of Solis on a fully diluted basis for an aggregate consideration of ₹373,350,510 based on the valuation report dated March 18, 2021 issued by Saffron Capital Advisors Private Limited who valued such equity shares at ₹ 7,045.55 each. The aforesaid series A1 equity shares of face value of ₹10 each were allotted to our Company on March 31, 2021.

Pursuant to all the afore-mentioned agreements and subsequent changes in the issued, subscribed and paid-up share capital of Solis, as of the date of this Red Herring Prospectus, our Company holds 79.34% of Solis’ total equity shareholding.

For further details, see “– *Our Subsidiaries, associates and Joint Ventures – Solis Hygiene Private Limited*” below.

4. Acquisition of Swara Baby

Securities subscription agreement dated April 23, 2020 entered into amongst Swara Baby, Ritum Jain, Swara Promoters, Udit Birla, Sangeeta Birla and our Company (“Swara SSA”)

Pursuant to the Swara SSA, our Company has subscribed to 12,848,221 series A compulsorily convertible preference shares of Swara Baby of face value of ₹10 each constituting of 51.01% of the total share capital of Swara Baby on a fully diluted basis for an aggregate consideration of ₹873,679,028. The aforesaid series A compulsorily convertible preference shares of face value of ₹10 each were allotted to our Company on April 24, 2020.

Share purchase agreement dated May 7, 2020 entered into amongst Swara Baby, Anadya Residency LLP and our Company (“Swara SPA 1”)

Further, pursuant to Swara SPA 1, our Company purchased 614,130 equity shares of Swara Baby of face value of ₹10 each from Anadya Residency LLP for an aggregate consideration of ₹32,499,760 based on the valuation report dated May 4, 2020 issued by Kunal L. Kalantri, Chartered Accountant who valued such equity shares at ₹ 51.92 each. The transfer of the aforesaid equity shares of face value of ₹10 each to our Company was registered on May 12, 2020.

Share purchase agreement dated April 13, 2023 entered into amongst Ritum Jain, Rahul Bubna, Radiant Toddler Care LLP (formerly known as Radiant Toddler Care Private Limited), Rajneesh Jain, Anadya Residency LLP, Vinod Kumar Jain, Rahul Jain, Kiran Jain (collectively the “Sellers”), Andya Bon Merchari LLP, Alok Birla (“Confirming Parties”) Swara Baby and our Company (“Swara SPA 2”)

Additionally, in terms of Swara SPA 2, our Company has purchased 8,642,370 equity shares of Swara Baby of face value of ₹10 each from the Sellers for an aggregate consideration of ₹ 2,642,058,933. The transfer of the aforesaid equity shares of face value of ₹10 each to our Company was registered on April 15, 2023.

Shareholders’ agreement dated April 23, 2020 entered into amongst Swara Baby, Andya Bon Merchari LLP, Alok Birla, Ritum Jain, Radiant Toddler Care Private Limited, Rajneesh Jain, Rahul Bubna, Anadya Residency LLP, Udit Birla, Sangeeta Birla and our Company (“Swara SHA”)

Swara Baby, Andya Bon Merchari LLP, Alok Birla, Ritum Jain, Radiant Toddler Care Private Limited, Rajneesh Jain, Rahul Bubna, Anadya Residency LLP, Udit Birla and Sangeeta Birla and our Company entered into the Swara SHA to record their mutual understanding with respect to, *inter alia*, their inter se rights and obligations by virtue of their respective shareholding in Swara Baby, the management of Swara Baby, exit rights and certain other matters.

Pursuant to all the afore-mentioned agreements and subsequent changes in the issued, subscribed and paid-up share capital of Swara Baby, as of the date of this Red Herring Prospectus, our Company holds 86.01% of Swara Baby's total shareholding on a fully diluted basis.

Share purchase agreement dated December 13, 2023 entered into amongst Andya Bon Merchari LLP, Alok Birla, Swara Baby and our Company ("Swara SPA 3").

In terms of Swara SPA 3, our Company has agreed to purchase additional equity shares of Swara Baby from Andya Bon Merchari LLP for an aggregate consideration of ₹ 200,000,000. While the consideration has been paid, the number of equity shares purchased have been kept in an escrow account and will be transferred based on the terms of Swara SPA 3. Pursuant to this purchase, the equity shareholding of our Company will go up to 88.55% of the issued and paid-up share capital of Swara Baby.

For further details, see “– *Our Subsidiaries, associates and Joint Ventures – Swara Baby Products Private Limited*” below.

5. Acquisition of Digital Age

Subscription agreement and share purchase agreement dated May 2, 2022 entered into among Suman Basu, Vandit Goyal (together Suman Basu and Vandit Goyal as “Sellers”), Digital Age and our Company (“Digital Age SSPA”).

Pursuant to the Digital Age SSPA, our Company has subscribed to 40,000 equity shares of face value of ₹ 10 each for an aggregate consideration of ₹2,006,250,400 based on the valuation report dated April 29, 2022 issued by Kunal L. Kalantri, Chartered Accountant who valued such equity shares at ₹ 50,156.26 each and purchased 10,000 equity shares of face value of ₹ 10 each for an aggregate consideration of ₹400,000,000 from the Sellers constituting of 99.99% of the total share capital of Digital Age. The aforesaid equity shares of face value of ₹10 each were allotted to our Company on May 2, 2022. Further, the transfer of the aforesaid equity shares of face value of ₹10 each to our Company was registered on May 2, 2022.

Pursuant to all the afore-mentioned agreements and subsequent changes in the issued, subscribed and paid-up share capital of Digital Age, as of the date of this Red Herring Prospectus, Digital Age is a wholly-owned Subsidiary of our Company.

For further details, see “– *Our Subsidiaries, associates and Joint Ventures – Digital Age Retail Products Private Limited*” below.

6. Business Transfer Agreements (“BTA”)

A. Business transfer agreement dated October 28, 2019 (“Business Transfer Agreement 1”) entered into amongst People Combine Play School Initiatives Private Limited (the “Seller”), T. Naga Prasad, Y.V Rajasekhara Babu, People Combine Initiatives LLP and Edubees Educational Trust (our Company being the “settlor”)

Pursuant to a trust deed dated October 4, 2019, our Company (the settlor) has established Edubees Educational Trust, a charitable trust to promote education and literacy.

The Seller, T. Naga Prasad, Y.V Rajasekhara Babu, People Combine Initiatives LLP and Edubees Educational Trust entered into a Business Transfer Agreement 1 pursuant to which Edubees Educational Trust has purchased five preschools and day care centres under the brand name “Oi” operated by the Seller (“Coco Centres”) and any other Coco Centres that are in pipeline along with the business assets *inter alia* business properties, goodwill, insurance policies, for a consideration of ₹15,047,323 based on the valuation report dated November 13, 2019 issued by Praveen K Jallan & Co, Chartered Accountants.

Business transfer agreement dated October 28, 2019 (“Business Transfer Agreement 2”) entered into amongst the Seller, T. Naga Prasad, Y.V Rajasekhara Babu, our Company and People Combine Initiatives LLP.

The Seller, T. Naga Prasad, Y.V Rajasekhara Babu, our Company and People Combine Initiatives LLP entered into a Business Transfer Agreement 2 pursuant to which our Company has purchased 51 franchisee partnered preschools and day care centres (“FOFO Centres”) along with its business assets *inter alia* tangible assets and

properties, goodwill, insurance policies from the Seller, for a consideration of ₹104,952,677 based on the valuation report dated November 13, 2019 issued by Praveen K Jallan & Co, Chartered Accountants.

Through Business Transfer Agreement 1 and Business Transfer Agreement 2, our Company has purchased the entire business of the Seller which includes both Coco Centres and FOFO Centres.

Intellectual Property Assignment Deed dated November 16, 2019 entered into amongst the Seller and our Company.

Pursuant to the Business Transfer Agreement 2, the Seller and our Company entered into a deed of assignment pursuant to which the Seller has assigned all the intellectual property rights in relation to the FOFO Centres to our Company as a part of the aforesaid sale.

Facilitation services and license agreement dated November 2, 2020 entered into amongst Edubees Educational Trust and our Company (“Facilitation Services and License Agreement”)

Edubees Educational Trust and our Company has entered into a Facilitation Services and License Agreement pursuant to which our Company will provide facilitation services in the form of curriculum, materials, manuals administrative support, licensed assets and other ancillary services in relation to the education services carried on by Edubees Educational Trust in lieu of a facilitation fee to be paid by Edubees Educational Trust to our Company at the rate of 13% of tuition fee and 65% of home school tuition fee within seven days of receipt of tuition fee along with ₹60,000 per annum i.e., ₹12,000 per educational institute per annum for the software usage. As per the terms of the Facilitation Services and License Agreement, Edubees Educational Trust will not avail any services similar to these services from any other person. The term of the Facilitation Services and License Agreement is for five years from April 1, 2020.

B. Business transfer agreement dated October 15, 2016 (“Business Transfer Agreement (Mahindra)” entered into amongst MRL, Supam Maheshwari, Amitava Saha, Prashant Jadhav, Sanket Hattimattur and our Company.

MRL, Supam Maheshwari, Amitava Saha, Prashant Jadhav, Sanket Hattimattur and our Company have entered into a Business Transfer Agreement (Mahindra) pursuant to which our Company has purchased franchisee owned and franchisee operated stores including assets, liabilities, intellectual property rights and employees under the brand name of “babyoye by Mahindra” on a going concern basis by means of a slump sale from MRL at a consideration of ₹3,620,968,349.

Intellectual Property Assignment Deed dated October 15, 2016 (“Deed of Assignment (Mahindra)” entered into amongst MRL and our Company

Pursuant to the Business Transfer Agreement (Mahindra), MRL and our Company have entered into a Deed of Assignment (Mahindra) pursuant to which MRL has assigned the intellectual property rights including trademarks, domain name, copyright, moral right or any other intellectual property rights in the name of “MRPL” to our Company as a part of the aforesaid slump sale.

Deed of assignment of Intellectual Property dated February 24, 2020 (“Deed of Assignment (Intellitots)” entered into amongst Founding Years Learning Solutions Private Limited (“Founding Years”) and our Company.

Founding Years and our Company have entered into a Deed of Assignment (Intellitots) pursuant to which Founding Years has assigned the intellectual property rights including trademarks, domain name, copyright, moral right or any other intellectual property rights in the name of “Intellitots” to our Company at a consideration of ₹1,770,000.

Summary of key agreements and shareholders’ agreements

As on the date of this Red Herring Prospectus, other than as disclosed below, there are no other arrangements or agreements, deeds of assignment, acquisition agreements, shareholders’ agreements, inter-se agreements, any agreements between our Company and Shareholders, or agreements of like nature or agreements comprising any clauses/covenants which are material to our Company or any subsisting shareholder’s agreements among our Shareholders vis-a-vis our Company, which our Company is aware of, and which need to be disclosed or non-

disclosure of which may have bearing on the investment decision in the Offer. Further, there are no other clauses/covenants that are adverse or prejudicial to the interest of the minority/public Shareholders of our Company.

Shareholders' Agreement

Eleventh amended and restated shareholders' agreement dated April 17, 2024 ("SHA") entered into among TPG Growth VSF Markets Pte Ltd ("TPG"), Apricot Investments Limited ("Apricot"), Anchor Partners, Sage Investment Trust ("Sage" and together with Apricot and Anchor Partners, "AAS Entities"), PI Opportunities Fund – I ("PI Opportunities I"), PI Opportunities Fund I Scheme II ("PI Opportunities II"), PI Individuals (as set out in Part A of Schedule A-1 of the SHA) (PI Opportunities I, PI Opportunities II and PI Individuals together referred to as "PI Entities"), NewQuest Asia Investments III Limited ("NewQuest"), Schroders Capital Private Equity Asia Mauritius II Limited ("Schroders Capital"), IDG Group (as set out in Part B of Schedule A-1 of the SHA), IDG Ventures India Fund III LLC ("IDGVI III"), Pandara Trust Scheme I, Vistra ITCL (India) Limited (formerly known as IL & FS Trust Company Limited, acting as the trustee of Pandara Trust Scheme I ("Pandara"), Chiratae Trust, Vistra ITCL (India) Limited (formerly known as IL & FS Trust Company Limited, acting as the trustee of Chiratae Trust, and together with Schroders Capital, IDG Group, IDGVI III and Pandara, "Existing IDGVI Group"), TIMF Holdings (Mauritius) ("TIMF"), Think India Opportunities Master Fund LP (Cayman) ("Think India" and together with TIMF, "Think Entities"), Valiant Mauritius Partners FDI Limited ("Valiant"), Mahindra and Mahindra Limited ("M&M"), SVF Frog (Cayman) Ltd, NextGen Management Services ("NextGen"), Ratan Tata, DSP Adiko Holdings Private Limited ("DSP Adiko"), DSP HMK Holdings Private Limited ("DSP HMK Holdings"), DSP Investment Private Limited ("DSP Investment"), Hemendra M. Kothari ("Hemendra Kothari" and together with DSP Adiko, DSP HMK Holdings and DSP Investment, the "DSP Entities"), Dream Duo LLP ("Duo"), MEMG Family Office LLP ("MEMG"), Sharrp Ventures Capital Private Limited ("Sharrp Ventures"), Madhu Silica Private Limited, Nirmala Govindan, OMEZ Real Estate LLP, PAM Family Trust, Shradha Family Trust, Namrata Manohar Kabra, Dinesh Kumar, on behalf of PMJ Holdings, Rakesh Bikhhal Shah, Sachin Ramesh Tendulkar/ Anjali S Tendulkar, Vijaya Nalla, Kaushik Majithia Family Trust, Vedarth Family Trust, Tejas Nanubhai Majithia, Ornet Intermediates Private Limited, Gaurav Deepak, Anirban Banerjee, AVDMT Partners LLP, Manoj Kumar Kohli, Pranay Mahendra Jain, Karan Sharma, Nitinbhai Raojibhai Desai HUF, Meena Nitin Desai/ Nitin Raojibhai Desai, Bimal Natubhai Desai HUF, Sahana Bimal Desai/ Bimal Natubhai Desai, Desons Holdings & Finance Private Limited, Divya Agarwal, Ravi Modi, Srinivasan Trust, Aventus Future Leaders Fund II, Chiratae Growth Fund I, IIFL Large Value Fund – Series 1A, Namala Srinivas, Subham Buildwell Private Limited, Narantak Dealcom Limited, Anmol Rashesh Bhansali, Rashesh, Manharbhai Bhansali, Kanwaljit Singh/ Suzanne Singh, Pravin Hiralal Jain/ Vandana Pravin Jain, Pravin Shirpad Bhalerao, Bulwark Partners, Pokepola Enterprises LLP (collectively, the "DOA Holders"), our Company, Supam Maheshwari, Amitava Saha, Prashant Jadhav, Sanket Hattimattur, Sampada Maheshwari, BEWT and Brainbees ESOP Trust (SVF Frog (Cayman) Ltd, NextGen, TPG, PI Entities, Think Entities, Chiratae Growth Fund I, MEMG, Sharrp Ventures, AAS Entities, M&M, NewQuest, Valiant and Existing IDGVI Group are collectively hereinafter referred to as "Investors") as amended pursuant to the amendment agreement dated July 8, 2024 ("SHA Amendment Agreement")

Pursuant to various share subscription agreements, deeds of adherence and share purchase agreements, the aforementioned shareholders have subscribed to or acquired Equity Shares and Preference Shares in our Company. In terms of the SHA: (i) the Board of Directors shall include up to three directors from amongst the management of the Company. This will include the Managing Director, the Chief of Staff and a director who shall be nominated by the Nomination and Remuneration Committee; (ii) SVF Frog (Cayman) Ltd or any other person who executes a deed of adherence in the capacity of a series E investor with the written approval of SVF Frog (Cayman) Ltd, shall have the right to nominate two Directors; (iii) each of TPG, PI Opportunities I, NewQuest and M&M shall have the right to nominate one Director; (iv) any security holder owning at least 7% but less than 25% of the paid-up share capital of our Company in issue from time to time shall have the right to nominate one Director (provided that any security holder with the right to appoint a Director under points (ii) and (iii) above shall not be entitled to appoint any additional Directors under this point); (v) any security holder owning at least 25% of the paid-up share capital of our Company in issue from time to time shall have the right to nominate two Directors (provided that SVF Frog (Cayman) Ltd or any other person who executes a deed of adherence in the capacity of a series E investor with the written approval of SVF Frog (Cayman) Ltd, shall not be entitled to appoint any Directors additional to the directors appointed under (ii) above under this point); and (vi) those investors whose rights to appoint a Director under points (ii) and (iii) have fallen away and ceased to exist in accordance with the SHA but who collectively own at least 10% of the paid-up share capital of the shares of our Company in issue from time to time shall have the collective right to nominate one Director. Irrespective of whether or not they have a right to appoint a director or not, SVF Frog (Cayman) Ltd (or any other person who executes a deed of adherence in the

capacity of a series E investor with the written approval of SVF Frog (Cayman) Ltd, TPG, PI Opportunities I, NextGen, the AAS Entities, Valiant, M&M, NewQuest and Existing IDGVI Group each has the right to nominate a representative to observe all meetings of the Board and its committees in a non-voting capacity, and shall be entitled to simultaneously receive all information, communications and documents made available to the Directors.

The SHA also provides for other rights and obligations, including pre-emptive rights in case of further issuance of share capital by our Company (except under certain circumstances, including the Fresh Issue in the Offer), amongst others. The SHA also provides that, if required, the parties to the SHA may enter into a relationship agreement for the period following the initial public offering, replicating so far as is possible the provisions of the SHA (taking into account all applicable laws). However, as on the date of this Red Herring Prospectus, such clause remains suspended and shall be effective only if, *inter alia*, the Offer is not consummated within the time period agreed between parties. Additionally, our Company is under an obligation to indemnify each nominee Director and observer on the Board of Directors and every officer, employee, agent and affiliate of each of SVF Frog (Cayman) Ltd, TPG, PI Entities, Think Entities, NewQuest, M&M, AAS Entities, MEMG, Sharp Ventures, Chiratae Growth Fund I, Existing IDGVI Group and Valiant and the funds they represent to the maximum extent permitted by applicable law except as may be agreed among our Company, the Investors and the BRLMs in the Offer related agreements. Our Company is also required to indemnify each such afore-mentioned Shareholders and their affiliates and representative, to the maximum extent permitted by and subject to applicable law and in accordance with the terms included in their relevant subscription or purchase agreements.

Further, without prejudice to the rights or claims accrued to any party under the SHA prior to termination and except for the surviving provisions (such as provisions on termination, confidentiality, arbitration, indemnity and other miscellaneous provisions), the SHA shall terminate and fall away upon the completion of the Offer, i.e., receipt of the listing and trading approval for the listing of the Equity Shares on the Stock Exchanges. Additionally, the parties have entered in to the SHA Amendment Agreement in order to amend the SHA and also facilitate the Offer.

Agreement dated December 26, 2023 entered into among our Company and SVF Frog (Cayman) Ltd, Apricot, Valiant, Think India and TIMF (such Shareholders collectively, the "Identified Shareholders" and such agreement, the "Inter-se Agreement")

Pursuant to the Inter-se Agreement entered into between our Company and the Identified Shareholders, in order to assist our Company to continue to remain an Indian "owned and controlled" entity under the FEMA Rules and applicable foreign exchange laws, from the date of listing of the Equity Shares of the Company on a recognized stock exchange in India until the earlier of: (a) completion of eighteen months from the date of listing and commencement of trading of the Equity Shares; (b) completion of a continuous period of 30 days, during which, the resident bloc (as defined in the Inter-Se Agreement) collectively holds more than 60% of the issued and outstanding share capital of our Company, as on the date of listing and commencement of trading of the Equity Shares; and (c) date of occurrence of certain events such as admission of a corporate insolvency resolution process application filed against our Company, the initiation of a voluntary corporate insolvency resolution process by our Company, a public announcement in connection with an open offer under the SEBI Takeover Regulations, a merger or amalgamation resulting in a change in control of our Company or a sale of substantial assets of the Company or its Material Subsidiaries, each of the Identified Shareholders have severally, agreed to not: (a) directly or indirectly transfer, sell assign, encumber, exchange, gift or in any other way dispose off a certain number of Equity Shares held by them in our Company ("**Locked Shares**"), without our prior written consent.; and (b) exercise any voting right pertaining to the Locked Shares. The Locked Shares under the Inter-Se Agreement include 19,000,594 Equity Shares held by SVF Frog (Cayman) Ltd, 2,552,522 Equity Shares held by Apricot, 2,248,442 Equity Shares held by Valiant and 783,359 Equity Shares each held by Think India and TIMF.

Our holding company

As on the date of this Red Herring Prospectus, our Company does not have a holding company.

Our Subsidiaries, associates and Joint Ventures

As on the day of this Red Herring Prospectus, our Company has (i) nine direct Subsidiaries out of which seven are Indian Subsidiaries and two are foreign Subsidiaries; (ii) 25 step-down Subsidiaries out of which 21 are Indian Subsidiaries and four are foreign Subsidiaries; details of which are as set forth below. As on the date of this Red Herring Prospectus, our Company does not have any associates or joint ventures.

I. Direct Subsidiaries

A. Indian Subsidiaries

1. Digital Age Retail Private Limited

Corporate Information

Digital Age was incorporated as a private limited company on April 15, 2011 under the Companies Act 1956 with the RoC. The registered office of Digital Age is at Rajashree Business Park, 3rd Floor, Survey No. 338, Next to Sohrabh Hall, Tadiwala Road, Pune 411 001, Maharashtra, India. Its CIN is U52100PN2011PTC139221. Digital Age is authorized under its memorandum of association and is engaged in the business of, amongst others, to deal in retail trade of baby, kids and maternity products.

Capital Structure

As on the date of this Red Herring Prospectus, the authorised share capital of Digital Age is ₹ 10,500,000 divided into 1,050,000 equity shares of ₹10 each. The issued, subscribed and paid-up equity share capital of Digital Age is ₹ 10,500,000 divided into 1,050,000 equity shares of ₹ 10 each.

Shareholding Pattern

Sr. No.	Name of the shareholders	No. of equity shares of ₹ 10 each	Percentage of equity shareholding (%)
1.	Our Company	1,049,979	100.00
2.	Supam Maheshwari*	21	Negligible
	Total	1,050,000	100.00

* As a nominee of our Company.

Brief audited financial highlights

Summary financial information based on audited financial statements are as follows:

Sr. No.	Particulars	Unit	Fiscal 2024	Fiscal 2023	Fiscal 2022*
1.	Revenue from operations	₹ Million	34,042.85	30,099.81	NA
2.	Profit/loss after tax	₹ Million	(367.19)	(83.10)	NA
3.	Profit/loss after tax	%	(1.08)	(0.28)	NA
4.	Total Borrowings	₹ Million	-	-	NA
5.	Net Worth	₹ Million	1,419.10	1,737.46	NA

*Our Company acquired Digital Age in Fiscal 2023. For details see, “– Details regarding material acquisitions or divestments of business/undertakings, mergers, amalgamation, any revaluation of assets, etc. in the last 10 years – Acquisition of Digital Age” on page 321.

2. Firmroots Private Limited

Corporate Information

Firmroots Private Limited (“**Firmroots**”) was incorporated as a private limited company on February 25, 2016 under the Companies Act 2013 with the Registrar of Companies, Karnataka at Bengaluru (“**ROC Bengaluru**”). The registered office of Firmroots is at Sy. No. 96/1, 96/2, 1102/2C2 and 104, off Bheemakkanahalli Village, Sulibele Hobli, Hoskote (Taluk), Nandagudi, Bangalore Rural, Hoskote 562 122, Karnataka, India. Its CIN is U15400KA2016PTC086485. Firmroots is authorized under its memorandum of association and is engaged in the business of, amongst others, to deal in all kinds of food business including fast food, baby food, bakery and all types of ready to serve and packaged food.

Capital Structure

As on the date of this Red Herring Prospectus, the authorised share capital of Firmroots is ₹100,883,800 divided into 10,063,655 equity shares of ₹10 each and 24,725 preference shares of ₹10 each.

The issued, subscribed and paid-up equity share capital of Firmroots is ₹ 818,990 divided into 81,899 equity shares of ₹10 each.

Shareholding Pattern

S. No.	Name of the shareholders	No. of equity shares of ₹10 each	Percentage of equity shareholding (%)
1.	Our Company	55,609	67.90
2.	Snehal Srikant Khansis	646	0.79
3.	Tapan Kumar Das	258	0.32
4.	Yogish Chandra Sekhar	447	0.55
5.	Rangsons LLP	2,043	2.49
6.	Paipal Ventures LLP	815	1.00
7.	Orkla India Private Limited (formerly known as MTR Foods Private Limited)	1403	1.71
8.	Vandit Goyal	10,339	12.62
9.	Suman Basu	10,339	12.62
10.	Total	81,899	100

Brief audited financial highlights

Summary financial information based on audited financial statements are as follows:

Sr. No.	Particulars	Unit	Fiscal 2024	Fiscal 2023	Fiscal 2022
1.	Revenue from operations	₹ Million	48.47	37.66	50.82
2.	Profit/loss after tax	₹ Million	(23.22)	(29.25)	(43.05)
3.	Profit/loss after tax	%	(47.91)	(77.67)	(84.71)
4.	Total Borrowings	₹ Million	-	-	97.75
5.	Net Worth	₹ Million	73.87	97.12	(73.84)

3. Globalbees Brands Private Limited

Corporate Information

Globalbees Brands was incorporated as a private limited company on May 3, 2021 under the Companies Act 2013 with the Registrar of Companies, Delhi and Haryana at New Delhi (“**ROC Delhi**”). The registered office of Globalbees Brands is at S-133, Greater Kailash II, in front of KR Manglam School, South Delhi 110 048, New Delhi, India. Its CIN is U24299DL2021PTC380760. Globalbees Brands is authorized to under its memorandum of association and is engaged in the business of, amongst others, to deal in all kinds of cosmetics, laundry products, personal hygiene products, eye care, fashion, home accessories.

Capital Structure

As on the date of this Red Herring Prospectus, the authorised share capital of Globalbees Brands is ₹ 1,538,450 divided into 155,190 equity shares of ₹5 each and 10,000 series C equity shares of ₹5 each, 80,000 series A compulsory convertible preference shares of ₹5 each, 50,000 series B compulsory convertible preference shares of ₹5 each, 2,500 series B1 compulsory convertible preference shares of ₹5 each, and 10,000 series C compulsory convertible preference shares of ₹5 each. The issued, subscribed and paid-up share capital of Globalbees Brands is ₹ 797,370 divided into 103,166 equity shares of ₹5 each and 57,228 preference shares of ₹5 each out of which 1,150 preference shares are partly paid up with paid up amount of ₹ 1 per share.

Shareholding Pattern

Sr. No.	Name of the shareholders	No. of equity shares of ₹5 each	No. of series B compulsorily convertible preference shares of ₹5 each ("CCPS")	No. of series B1 CCPS of ₹5 each (partly paid-up of ₹ 1 each)	No. of series C equity shares of ₹5 each	No. of series C CCPS of ₹5 each	Total shares	Percentage of shareholding on a fully diluted basis (%)
1.	Our Company	75,259	-	-	7,906	-	83,165	50.23
2.	Nitin Agarwal	10,000	-	-	-	-	10,000	6.04
3.	Supam Maheshwari	9,000	-	-	-	-	9,000	5.44
4.	Sampada Maheshwari	1,000	-	-	-	-	1,000	0.60
5.	ESOP Pool	5,180	-	-	-	-	5,180	3.13
6.	Chimetech Holding Ltd	-	21,145	-	-	-	21,145	12.77
7.	Lightspeed India Partners III, LLC	-	10,573	-	-	298	10,871	6.57
8.	PI Opportunities II	-	7,929	-	-	3,580	11,509	6.95
9.	Chiratae Ventures India Fund IV	-	4,361	-	-	269	4,630	2.80
10.	Chiratae Ventures Master Fund IV	-	3,568	-	-	210	3,778	2.28
11.	Trifecta Venture Debt Fund - II	-	-	460	-	-	460	0.28
12.	Trifecta Venture Debt Fund - III	1	-	690	-	-	691	0.42
13.	SVF Frog (Cayman) Ltd	-	-	-	-	1,492	1,492	0.90
14.	Steadview Capital Mauritius Limited	-	-	-	-	1,044	1,044	0.63
15.	Pratithi Investment Trust	-	-	-	-	597	597	0.36
16.	Satyadhama Investments and Trading Company Limited	-	-	-	-	104	104	0.06
17.	Doli Trading & Investments Private Limited	-	-	-	-	89	89	0.05
18.	Castle Investment and	-	-	-	-	104	104	0.06

Sr. No.	Name of the shareholders	No. of equity shares of ₹5 each	No. of series B compulsorily convertible preference shares of ₹5 each ("CCPS")	No. of series B1 CCPS of ₹5 each (partly paid-up of ₹ 1 each)	No. of series C equity shares of ₹5 each	No. of series C CCPS of ₹5 each	Total shares	Percentage of shareholding on a fully diluted basis (%)
	Industries Private Limited							
19.	Lyon Investments and Industries Private Limited	-	-	-	-	75	75	0.05
20.	Kiran Vyapar Limited	-	-	-	-	298	298	0.18
21.	Balakrishna Industries Limited.	-	-	-	-	104	104	0.06
22.	Gaurav Jain	-	-	-	-	89	89	0.05
23.	Anoop Prakash Sharma Family Trust	-	-	-	-	149	149	0.09
	Total	1,00,440	47,576	1,150	7,906	8,502	1,65,574	100.00

Brief audited financial highlights

Summary financial information based on audited financial statements are as follows:

Sr. No.	Particulars	Unit	Fiscal 2024	Fiscal 2023	Fiscal 2022
1.	Revenue from operations	₹ Million	70.97	646.84	188.42
2.	Profit/loss after tax	₹ Million	(592.92)	(61.49)	(300.84)
3.	Profit/loss after tax	%	(835.47)	(9.51)	(159.66)
4.	Total Borrowings	₹ Million	1,386.81	120.69	192.70
5.	Net Worth	₹ Million	13,288.31	13,790.87	13,656.60

4. Intellibeas Solutions Private Limited

Corporate Information

Intellibeas Solutions Private Limited ("**Intellibeas**") was originally incorporated as a private limited company on June 19, 2015 by the name of Xpressbeas Logistics Solutions Private Limited under the Companies Act 2013 with the RoC. Pursuant to a fresh certificate of incorporation dated September 18, 2017, its name was changed from Xpressbeas Logistics Solutions Private Limited to Lightning Bolt Logistics Private Limited. Thereafter, pursuant to a new certificate of incorporation dated November 15, 2019, it was renamed as Intellibeas Solutions Private Limited. The registered office of Intellibeas is situated at Rajashree Business Park, Survey No 338, Next to Sohrabh Hall, Tadiwala Road, Pune 411 001, Maharashtra, India. Its CIN is U31100PN2015PTC155482. Intellibeas is authorised under its memorandum of association to engage in the business of, amongst others, to design, produce, manufacture, refine, develop, engineer, rebuild, or otherwise deal in all types of industrial weighing scales, weighing instruments, balancing machines, stamping machines, all kinds and sizes of electrical and electronic products such as robotics, toys and their kits and software.

Capital Structure

As on the date of this Red Herring Prospectus, the authorised share capital of Intellibeas is ₹500,000 divided into 50,000 equity shares of ₹10 each. The issued, subscribed and paid-up equity share capital of Intellibeas is ₹1,00,000

divided into 10,000 equity shares of ₹10 each.

Shareholding Pattern

Sr. No.	Name of the shareholders	No. of equity shares of ₹10 each	Percentage of equity shareholding (%)
1.	Our Company	9,999	100.00
2.	Amitava Saha	1	Negligible
	Total	10,000	100.00

Brief audited financial highlights

Summary financial information based on audited financial statements are as follows:

Sr. No.	Particulars	Unit	Fiscal 2024	Fiscal 2023	Fiscal 2022
1.	Revenue from operations	₹ Million	0.50	-	-
2.	Profit/loss after tax	₹ Million	(0.67)	(0.09)	-
3.	Profit/loss after tax	%	(134.00)	-	-
4.	Total Borrowings	₹ Million	3.00	-	-
5.	Net Worth	₹ Million	(0.77)	(0.09)	(0.00)

5. Joybees Private Limited

Corporate Information

Joybees Private Limited (“**Joybees**”) was incorporated as a private limited company on February 1, 2022 under the Companies Act 2013 with the RoC. The registered office of Joybees is at Ground Floor, Shop no 1 to5, Sr. No. 135B, Pune 411 001, Maharashtra, India. Its CIN is U52520PN2022PTC208125. Joybees is authorized under its memorandum of association to engage in the business of, amongst others to deal in consumer goods, consumer durables and electronics. It is currently not engaged in any active business.

Capital Structure

As on the date of this Red Herring Prospectus, the authorised share capital of Joybees is ₹10,000,000 divided into 1,000,000 equity shares of ₹10 each. The issued, subscribed and paid-up equity share capital of Joybees is ₹100,000 divided into 10,000 equity shares of ₹10 each.

Shareholding Pattern

Sr. No.	Name of the shareholders	No. of equity shares of ₹10 each	Percentage of equity shareholding (%)
1.	Our Company	9,999	100.00
2.	Supam Maheshwari	1	Negligible
	Total	10,000	100.00

Brief audited financial highlights

Summary financial information based on audited financial statements are as follows:

Sr. No.	Particulars	Unit	Fiscal 2024	Fiscal 2023	Fiscal 2022
1.	Revenue from operations	₹ Million	-	-	-
2.	Profit/loss after tax	₹ Million	-	-	-
3.	Profit/loss after tax	%	-	-	-
4.	Total Borrowings	₹ Million	-	-	-
5.	Net Worth	₹ Million	0.10	0.10	0.10

6. Solis Hygiene Private Limited

Corporate Information

Solis Hygiene Private Limited (“**Solis**”) was incorporated as a private limited company on December 5, 2020 under the Companies Act 2013 with the Registrar of Companies, Madhya Pradesh at Gwalior (“**ROC Gwalior**”).

The registered office of Solis is at Plot no. 8 Sector no. 5, Integrated Industrial Area, Pithampur, Dhar 454 775, Madhya Pradesh, India. Its CIN is U17100MP2020PTC053997. Solis is authorized to under its memorandum of association and engaged in the business of, amongst others, to deal in all kinds of sanitary wears, tissues and personal care products including adult diapers and baby diapers and other hygiene related products, dry and wet tissues, serviettes, napkins, kerchieves and all other related products for men and women.

Capital Structure

As on the date of this Red Herring Prospectus, the authorised share capital of Solis is ₹1,340,000 divided into 20,000 equity shares of ₹10 each, 3,800 series A equity shares of ₹10 each, 53,200 series A1 equity shares of ₹10 each and 57,000 preference shares of ₹10 each. The issued, subscribed and paid-up equity share capital of Solis is ₹666,650 divided into 10,000 equity shares of ₹ 10 each, 3,775 series A equity shares of ₹10 each and 52,890 series A1 equity shares of ₹10 each.

Shareholding Pattern

Sr. No.	Name of the shareholders	No. of equity shares of ₹10 each	Series A equity shares of ₹ 10 each	Series A1 equity shares of ₹ 10 each	Percentage of equity shareholding (%)
1.	Our Company	-	-	52,890	79.34
2.	Udit Birla*	5,000	-	-	7.50
3.	Chandni Birla*	2,500	-	-	3.75
4.	Sangita Birla*	2,500	-	-	3.75
5.	Pratik Kamble	-	3,775	-	5.66
	Total	10,000	3,775	52,890	100.00

* As per the terms of the Solis SHA, Udit Birla, Chandni Birla and Sangita Birla are entitled to receive additional equity shares of Solis upon achievement of certain milestone targets by Solis, as mentioned in the Solis SHA. For details see, "History and Certain Corporate Matters – Details regarding material acquisitions or divestments of business/undertakings, mergers, amalgamation, any revaluation of assets, etc. in the last 10 years – Acquisition of Solis Hygiene Private Limited ("Solis")" on page 319.

Brief audited financial highlights

Summary financial information based on audited financial statements are as follows:

Sr. No.	Particulars	Unit	Fiscal 2024	Fiscal 2023	Fiscal 2022
1.	Revenue from operations	₹ Million	1,838.31	737.61	-
2.	Profit/loss after tax	₹ Million	223.21	(37.25)	(11.02)
3.	Profit/loss after tax	%	12.14	(5.05)	-
4.	Total Borrowings	₹ Million	825.31	774.14	150.62
5.	Net Worth	₹ Million	574.70	351.66	388.91

7. Swara Baby Products Private Limited

Corporate Information

Swara Baby was incorporated as a private limited company on November 23, 2016 under the Companies Act 2013 with the Registrar of Companies, West Bengal at Kolkata ("ROC Kolkata"). The registered office of Swara Baby is at Plot No 381 to 388, Sector 3, Industrial Area, Pithampur District, Dhar 454 774, Madhya Pradesh, India. Its CIN is U36999MP2016PTC068986. Swara Baby is authorized under its memorandum of association and is engaged in business of, amongst others, to deal in all kinds of baby care products, baby diapers and other baby hygiene related products and other such related products for men and women.

Capital Structure

As on the date of this Red Herring Prospectus, the authorised share capital of Swara Baby is ₹290,000,000 divided into 16,000,000 equity shares of ₹10 each and 13,000,000 0.1% compulsorily convertible non-cumulative preference shares of ₹10 each. The issued, subscribed and paid-up share capital of Swara Baby is ₹ 257,009,400 divided into 12,852,719 equity shares of ₹10 each and 12,848,221 0.1% compulsorily convertible non-cumulative preference shares of face value ₹10 each.

Shareholding Pattern

Sr. No.	Name of the shareholders	No. of equity shares of ₹10 each	Percentage of equity shareholding (%)	No. of 0.1% compulsorily convertible non-cumulative preference shares of face value ₹10 each	Percentage of preference shareholding (%)	Percentage of shareholding on a fully diluted basis(%)
1.	Our Company	9,256,500	72.02	12,848,221	100.00	86.01
2.	Anadya Bon Merchari LLP	3,082,200	23.98	-	-	11.99
3.	Alok Birla	5,14,019	4.00			2.00
	Total	12,852,719	100.00	12,848,221	100.00	100.00

Brief audited financial highlights

Summary financial information based on audited financial statements are as follows:

Sr. No.	Particulars	Unit	Fiscal 2024	Fiscal 2023	Fiscal 2022
1.	Revenue from operations	₹ Million	6,864.97	5,372.87	3,256.10
2.	Profit/loss after tax	₹ Million	586.73	305.14	313.51
3.	Profit/loss after tax	%	8.55	5.68	9.63
4.	Total Borrowings	₹ Million	618.05	763.00	369.02
5.	Net Worth	₹ Million	2,491.06	1,899.18	1,594.04

B. Foreign Subsidiaries

1. Firstcry Management DWC LLC

Corporate Information

Firstcry Management DWC LLC (“**Firstcry Management**”) was incorporated as a limited liability company on April 4, 2019 under the jurisdiction of Dubai Aviation City Corporation, Dubai, UAE and received its business license on May 8, 2019. The registered office of Firstcry Management is at Plot No. FB-91, Logistics District, Dubai South, Dubai World Central, UAE. Its registration number is 8620. Firstcry Management is authorized under its memorandum of association to engage in the business of, amongst others, to provide management services (e-service).

Capital Structure

As on the date of this Red Herring Prospectus, the authorised share capital of Firstcry Management is AED 300,000,000 divided into 300,000,000 shares of AED 1 each and issued, subscribed and paid-up share capital of Firstcry Management is AED 300,000,000 divided into 300,000,000 shares of AED 1 each.

Shareholding Pattern

Sr. No.	Name of the shareholders	No. of shares of AED 1 each	Percentage of shareholding (%)
1.	Our Company	300,000,000	100.00
	Total	300,000,000	100.00

Brief audited financial highlights

Summary financial information based on audited financial statements are as follows:

Sr. No.	Particulars	Unit	Fiscal 2024	Fiscal 2023	Fiscal 2022
1.	Revenue from operations	₹ Million	37.41	60.02	47.27
2.	Profit/loss after tax	₹ Million	0.73	4.13	(1.80)
3.	Profit/loss after tax	%	1.95	6.88	(3.81)

Sr. No.	Particulars	Unit	Fiscal 2024	Fiscal 2023	Fiscal 2022
4.	Total Borrowings	₹ Million	-	-	-
5.	Net Worth	₹ Million	6,853.86	4,849.61	2,512.36

2. Shenzhen Starbees Services Limited

Corporate Information

Shenzhen Starbees Services Limited (“**Shenzhen Starbees**”) was incorporated as a limited liability company on August 13, 2019 under the jurisdiction of Market Supervision Administration of Shenzhen Municipality. The registered office of Shenzhen Starbees is at Unit 351045, Luohu Business Center, No. 2028 Shennan East Road, Chengdong Community, Dongmen Sub-District, Luohu District, Shenzhen, Guangdong Province. Its registration number is 91440300MA5FQUEJ8Y. Shenzhen Starbees Services Limited is authorized under its articles of association to and is engaged in the business of, amongst others, providing quality inspection of mother and baby products such as clothing, electronics, toys, etc.; photography (excluding aerial photography); enterprise management; procurement agency services. (The above items do not involve the implementation of special management measures for access as stipulated by the state, and those involving restricted items and pre administrative licenses must obtain the pre administrative license documents before operating).

Capital Structure

As on the date of this Red Herring Prospectus, the capital contribution of Shenzhen Starbees is RMB 1,414,363.18. The registered capital of Shenzhen Starbees is RMB 7,000,000.

Shareholding Pattern

Sr. No.	Name of the shareholders	Capital Contribution in RMB	Percentage of funded ratio (%)
1.	Our Company	1,414,363.18	100.00
	Total	1,414,363.18	100.00

Brief audited financial highlights

Summary financial information based on audited financial statements are as follows:

Sr. No.	Particulars	Unit	Calendar Year 2023	Calendar Year 2022	Calendar Year 2021
1.	Revenue from operations	₹ Million	56.62	53.06	51.94
2.	Profit/loss after tax	₹ Million	4.32	3.39	3.25
3.	Profit/loss after tax	%	7.63	6.39	6.26
4.	Total Borrowings	₹ Million	-	-	-
5.	Net Worth	₹ Million	30.96	27.23	23.14

II. Step-down Subsidiaries

A. Indian Subsidiaries

1. Better & Brighter Homecare Private Limited

Corporate Information

Better & Brighter Homecare Private Limited (“**Better & Brighter**”) was incorporated as a private limited company on June 11, 2009 under the Companies Act 1956 with ROC Kolkata. The registered office of Better & Brighter is at 117A, Chittaranjan Avenue, Kolkata 700 073, West Bengal, India. Its CIN is U24139WB2009PTC135807. Better & Brighter is authorized under its memorandum of association and is engaged in the business of, amongst others, to deal in gift homecare, personal care and moisture absorber.

Capital Structure

As on the date of this Red Herring Prospectus, the authorised share capital of Better & Brighter is ₹ 31,000,000

divided into 3,100,000 equity shares of ₹10 each. The issued, subscribed and paid-up equity share capital of Better & Brighter is ₹800,000 divided into 80,000 equity shares of ₹10 each.

Shareholding Pattern

Sr. No.	Name of the shareholders	No. of equity shares of ₹10 each	Percentage of equity shareholding (%)
1.	Anup Sharda	500	0.62
2.	Prabhav Sharda	33,100	41.38
3.	Globalbees Brands	46,400	58.00
	Total	80,000	100.00

Brief audited financial highlights

Summary financial information based on audited financial statements are as follows:

Sr. No.	Particulars	Unit	Fiscal 2024	Fiscal 2023	Fiscal 2022
1.	Revenue from operations	₹ Million	100.41	96.61	93.62
2.	Profit/loss after tax	₹ Million	15.61	(4.20)	10.10
3.	Profit/loss after tax	%	15.55	(4.35)	10.79
4.	Total Borrowings	₹ Million	0.16	1.07	21.89
5.	Net Worth	₹ Million	50.82	34.92	19.38

2. Butternut Ventures Private Limited

Corporate Information

Butternut Ventures Private Limited (“**Butternut Ventures**”) was incorporated as a private limited company on August 31, 2020 under the Companies Act 2013 with the Registrar of Companies, Maharashtra at Mumbai (“**ROC Mumbai**”). The registered office of Butternut Ventures is at 501 Sai Commercial Building B.K.S Devshi Marg, Govandi East Mumbai 400 088 Maharashtra, India. Its CIN is U15500MH2020PTC344952. Butternut Ventures is authorized under its memorandum of association and is engaged in the business of, amongst others, to deal in healthy food products.

Capital Structure

As on the date of this Red Herring Prospectus, the authorised share capital of Butternut Ventures is ₹420,000 divided into 42,000 equity shares of ₹10 each. The issued, subscribed and paid-up equity share capital of Butternut Ventures is ₹416,670 divided into 41,667 equity shares of ₹10 each.

Shareholding Pattern

Sr. No.	Name of the shareholders	No. of equity shares of face value of ₹10 each	Percentage of equity shareholding (%)
1.	Vikramaditya O Kukreja	100	0.24
3.	Sahil Omprakash Kukreja	9,900	23.76
4.	Globalbees Brands	31,667	76.00
	Total	41,667	100.00

Brief audited financial highlights

Summary financial information based on audited financial statements are as follows:

Sr. No.	Particulars	Unit	Fiscal 2024	Fiscal 2023	Fiscal 2022
1.	Revenue from operations	₹ Million	111.40	70.95	20.11
2.	Profit/loss after tax	₹ Million	(16.19)	(27.76)	(1.66)
3.	Profit/loss after tax	%	(14.53)	(39.13)	(8.25)
4.	Total Borrowings	₹ Million	17.90	5.00	-
5.	Net Worth	₹ Million	57.97	74.13	101.81

3. Candes Technology Private Limited

Corporate Information

Candes Technology Private Limited (“**Candes Technology**”) was incorporated as a private limited company on January 25, 2021 under the Companies Act 2013 with ROC Delhi. The registered office of Candes Technology is at D-Mall 1B-5, No. 405 Fourth Floor, Twin District Centre, Sector 10, Rohini, North West Delhi 110 085, India. Its CIN is U31909DL2021PTC376160. Candes Technology is authorized under its memorandum of association and is engaged in the business of, amongst others, to deal in all kinds of electronics, electrical instruments and audio-visual goods.

Capital Structure

As on the date of this Red Herring Prospectus, the authorised share capital of Candes Technology is ₹ 1,525,000 divided into 1,500,000 equity shares of ₹1 each, 7,000 angel series compulsory convertible preference shares of ₹1 each and 18,000 preference shares of ₹1 each. The issued, subscribed and paid-up share capital of Candes Technology is ₹122,809 divided into 105,265 equity shares of ₹ 1 each and 17,544 compulsory convertible preference shares of ₹1 each.

Shareholding Pattern

Sr. No.	Name of the shareholders	No. of equity shares of ₹ 1 each	Percentage of equity shareholding (%)	Number of compulsorily convertible preference shares of ₹ 1 each	Percentage of preference shareholding (%)	Percentage on a fully diluted basis (%)
1.	Globalbees Brands	58,424	55.50	17,544	100.00	61.86
2.	Khushbu Aggarwal	14,263	13.55	-	-	11.61
3.	Vipin Aggarwal	14,263	13.55	-	-	11.61
4.	Dhiraj Jain	9,591	9.11	-	-	7.81
5.	Pawan Kumar	4,513	4.29	-	-	3.68
6.	Poonam Bansal	526	0.50	-	-	0.43
7.	Prem Aggarwal	3,685	3.50	-	-	3.00
	Total	105,265	100.00	17,544	100.00	100.00

Brief audited financial highlights

Summary financial information based on audited financial statements are as follows:

Sr. No.	Particulars	Unit	Fiscal 2024	Fiscal 2023	Fiscal 2022
1.	Revenue from operations	₹ Million	681.77	896.25	858.93
2.	Profit/loss after tax	₹ Million	(182.74)	(147.10)	(16.60)
3.	Profit/loss after tax	%	(26.80)	(16.41)	(1.93)
4.	Total Borrowings	₹ Million	225.83	141.78	150.00
5.	Net Worth	₹ Million	(20.87)	161.26	58.53

4. Cloud Lifestyle Private Limited

Corporate Information

Cloud Lifestyle Private Limited (“**Cloud Lifestyle**”) was incorporated as a private limited company on June 2, 2017 under the Companies Act 2013 with the Registrar of Companies, Gujarat at Ahmedabad (“**ROC Ahmedabad**”). The registered office of Cloud Lifestyle is at I-406, Sumel Bussiness Park-8 Ajit Mill Cross Road, Rakhiyal, Ahmedabad, Gujarat, India, 380 024. Its CIN is U24100GJ2017PTC097708. Cloud Lifestyle is authorized under its memorandum of association and is engaged in the business of, amongst others, deal in personal care products, wellness products and cosmetics.

Capital Structure

As on the date of this Red Herring Prospectus, the authorised share capital of Cloud Lifestyle is ₹510,000 divided into 51,000 equity shares at ₹10 each. The issued, subscribed and paid-up equity share capital of Cloud Lifestyle is ₹510,000 divided into 51,000 equity shares of ₹10 each.

Shareholding Pattern

Sr. No.	Name of the shareholders	No. of equity shares of ₹10 each	Percentage of shareholding (%)	of equity
1.	Anish Shankarlal Nagpal jointly with Anu Anish Nagpal	2,500		4.90
2.	Anish Shankarlal Nagpal	600		1.18
3.	Amrit Prakashbhai Purswani	2000		3.92
4.	Globalbees Brands	45,900		90.00
	Total	51,000		100.00

Brief audited financial highlights

Summary financial information based on audited financial statements are as follows:

Sr. No.	Particulars	Unit	Fiscal 2024	Fiscal 2023	Fiscal 2022
1.	Revenue from operations	₹ Million	130.67	30.72	71.39
2.	Profit/loss after tax	₹ Million	(4.76)	(14.29)	(8.10)
3.	Profit/loss after tax	%	(3.64)	(46.52)	(11.35)
4.	Total Borrowings	₹ Million	15.72	15.72	17.77
5.	Net Worth	₹ Million	(23.50)	(18.72)	(4.46)

5. DF Pharmacy Limited

Corporate Information

DF Pharmacy Limited (“DF Pharmacy”) was incorporated as a public limited company on January 22, 2008 under the Companies Act 1956 with ROC Ahmedabad and received its certificate for commencement of business on January 31, 2008. The registered office of DF Pharmacy is at Meldi Estate, Near Gota Railway Crossing, Chandlodia - Gota Road, Near Prasang Party Plot, Opposite Sola Bhagwat, Sayona City Road, Gota, Ahmedabad 382 481, Gujarat, India. Its CIN is U52311GJ2008PLC052704. DF Pharmacy is authorized under its memorandum of association and is engaged in the business of, amongst others, to deal in pharmaceutical products.

Capital Structure

As on the date of this Red Herring Prospectus, the authorised share capital of DF Pharmacy is ₹16,000,000 divided into 16,000,000 equity shares of ₹1 each. The issued, subscribed and paid-up equity share capital of DF Pharmacy is ₹ 15,000,000 divided into 15,000,000 equity shares of ₹1 each.

Shareholding Pattern

Sr. No.	Name of the shareholders	No. of equity shares of ₹1 each	Percentage of equity shareholding (%)
1.	Chandrakant Patel	1	Negligible
2.	Mitali Patel	980,000	6.53
3.	West Coast Pharmaceutical Works Limited	1,100,000	7.33
4.	Radhika Patel	980,000	6.53
5.	Anshu Patel	980,000	6.53
6.	Parth Patel	980,000	6.53
7.	Kamlesh Patel	979,999	6.53
8.	Globalbees Brands	9,000,000	60.00
9.	Total	15,000,000	100.00

Brief audited financial highlights

Summary financial information based on audited financial statements are as follows:

Sr. No.	Particulars	Unit	Fiscal 2024	Fiscal 2023	Fiscal 2022
1.	Revenue from operations	₹ Million	222.59	240.63	102.95
2.	Profit/loss after tax	₹ Million	(76.99)	(63.14)	(5.45)
3.	Profit/loss after tax	%	(34.59)	(26.24)	(5.29)
4.	Total Borrowings	₹ Million	53.35	-	-
5.	Net Worth	₹ Million	666.54	743.55	807.01

6. Dynamic IT Solution Private Limited

Corporate Information

Dynamic IT Solution Private Limited (“**Dynamic IT**”) was incorporated as a private limited company on October 31, 2002 under the Companies Act 1956 with ROC Delhi. The registered office of Dynamic IT is at F-99C Radhey Mohan Drive, Band Road, South Delhi New Delhi-110 030, India. Its CIN is U52399DL2002PTC117546. Dynamic IT is authorized under its memorandum of association and is engaged in the business of, amongst others, to design, develop and supply software, software tools, magazines and call centres.

Capital Structure

As on the date of this Red Herring Prospectus, the authorised share capital of Dynamic IT is ₹600,000 divided into 60,000 equity shares at ₹10 each. The issued, subscribed and paid-up equity share capital of Dynamic IT is ₹582,880 divided into 58,288 equity shares of ₹10 each.

Shareholding Pattern

Sr. No.	Name of the shareholders	No. of equity shares of ₹10 each	Percentage of equity shareholding (%)
1.	Deepak Sachdeva	14,280	24.50
2.	Sonica Sachdeva	7,286	12.50
3.	Globalbees Brands	29,728	51.00
4.	Nikhil Suresh Sareen	6,994	12.00
	Total	58,288	100.00

Brief audited financial highlights

Summary financial information based on audited financial statements are as follows:

Sr. No.	Particulars	Unit	Fiscal 2024	Fiscal 2023	Fiscal 2022
1.	Revenue from operations	₹ Million	273.98	232.86	190.31
2.	Profit/loss after tax	₹ Million	(102.07)	(95.97)	(22.11)
3.	Profit/loss after tax	%	(37.25)	(41.21)	(11.62)
4.	Total Borrowings	₹ Million	58.83	47.89	0.82
5.	Net Worth	₹ Million	42.40	63.92	79.73

7. Encasa Homes Private Limited

Corporate Information

Encasa Homes was incorporated as a private limited company on January 21, 1983 under the Companies Act 1956 with RoC, Mumbai. The registered office of Encasa Homes is at 254, Floor no. 2, Plot no. 267, A To Z Industrial Estate, Ganpatrao Kadam Marg, Lower Parel, Delisle Road, Mumbai-400 013, Maharashtra, India. Its CIN is U52100MH1983PTC406756. Encasa Homes is authorized under its memorandum of association and is engaged in the business of, amongst others, to deal in cloth and textiles of all kinds in the category of home furnishing.

Capital Structure

As on the date of this Red Herring Prospectus, the authorised share capital of Encasa Homes is ₹ 4,000,000 divided into 400,000 equity shares of ₹ 10 each. The issued, subscribed and paid-up equity share capital of Encasa Homes is ₹ 3,283,940 divided into 328,394 equity shares of ₹ 10 each.

Shareholding Pattern

Sr. No.	Name of the shareholders	No. of equity shares of ₹ 10 each	Percentage of equity shareholding (%)
1.	Globalbees Brands	167,481	51.00
2.	Rajesh Jain	60,181	18.33
3.	Varun Jain	56,320	17.15
4.	Sushma Jain	24,298	7.40
5.	Kunal Jain	20,114	6.12
	Total	328,394	100.00

Brief audited financial highlights

Summary financial information based on audited financial statements are as follows:

Sr. No.	Particulars	Unit	Fiscal 2024	Fiscal 2023	Fiscal 2022
1.	Revenue from operations	₹ Million	355.24	184.17	NA
2.	Profit/loss after tax	₹ Million	52.70	9.12	NA
3.	Profit/loss after tax	%	14.84	4.95	NA
4.	Total Borrowings	₹ Million	32.00	15.00	NA
5.	Net Worth	₹ Million	113.72	61.03	NA

8. Eyezen Technologies Private Limited

Corporate Information

Eyezen Technologies Private Limited (“**Eyezen**”) was incorporated as a private limited company on June 23, 2016 under the Companies Act 2013 with ROC Mumbai. The registered office of Eyezen is at Unit No.130, Archarya Commercial and Shopping Center, Dr. C.G. Road, Chembur, Mumbai 400 074, Maharashtra, India. Its CIN is U74999MH2016PTC282804. Eyezen is authorized under its memorandum of association and is engaged in the business of, amongst others, to deal in optical products like optical lenses, frames through an online portal.

Capital Structure

As on the date of this Red Herring Prospectus, the authorised share capital of Eyezen is ₹2,500,000 divided into 250,000 equity shares at ₹10 each. The issued, subscribed and paid-up equity share capital of Eyezen is ₹1,000,000 divided into 100,000 equity shares of ₹10 each.

Shareholding Pattern

Sr. No.	Name of the shareholders	No. of equity shares of ₹10 each	Percentage of equity shareholding (%)
1.	Gerard Anthony Jacob Lobo	24,500	24.50
2.	Robin Gerard Lobo	24,500	24.50
3.	Globalbees Brands	51,000	51.00
	Total	100,000	100.00

Brief audited financial highlights

Summary financial information based on audited financial statements are as follows:

Sr. No.	Particulars	Unit	Fiscal 2024	Fiscal 2023	Fiscal 2022
1.	Revenue from operations	₹ Million	3.57	38.83	57.81
2.	Profit/loss after tax	₹ Million	(7.34)	(10.34)	6.85
3.	Profit/loss after tax	%	(205.60)	(26.64)	11.85
4.	Total Borrowings	₹ Million	-	-	0.04

5.	Net Worth	₹ Million	(5.88)	1.45	11.77
----	-----------	-----------	--------	------	-------

9. Frootle India Private Limited

Corporate Information

Frootle India was incorporated as a private limited company on November 6, 2019 under the Companies Act 2013 with ROC Mumbai. The registered office of Frootle India is at D/001, Vijay Park, Mathuradas Road, Kandivali (West), Opposite Shanti Apartments, Mumbai 400 067, Maharashtra, India. Its CIN is U74999MH2019PTC332657. Frootle India is authorized under its memorandum of association and is engaged in the business of, amongst others, to deal in electronic equipment in the category of home and kitchen appliances.

Capital Structure

As on the date of this Red Herring Prospectus, the authorised share capital of Frootle India is ₹ 200,000 divided into 20,000 equity shares of ₹ 10 each. The issued, subscribed and paid-up equity share capital of Frootle India is ₹ 107,750 divided into 10,775 equity shares of ₹ 10 each.

Shareholding Pattern

Sr. No.	Name of the shareholders	No. of equity shares of ₹ 10 each	Percentage of equity shareholding (%)
1.	Globalbees Brands	5,495	51.00
2.	Rahul Popat	4,338	40.26
3.	Arpit Ashok Patwa	448	4.16
4.	Saurabh Vora	494	4.58
	Total	10,775	100.00

Brief audited financial highlights

Summary financial information based on audited financial statements are as follows:

Sr. No.	Particulars	Unit	Fiscal 2024	Fiscal 2023	Fiscal 2022
1.	Revenue from operations	₹ Million	3,061.68	1,588.68	NA
2.	Profit/loss after tax	₹ Million	504.59	168.97	NA
3.	Profit/loss after tax	%	16.48	10.64	NA
4.	Total Borrowings	₹ Million	271.72	186.00	NA
5.	Net Worth	₹ Million	929.55	425.90	NA

10. HS Fitness Private Limited

Corporate Information

HS Fitness Private Limited (“**HS Fitness**”) was incorporated as a private limited company on September 4, 2013 under the Companies Act 2013 with ROC Delhi. The registered office of HS Fitness is at Unit No of-216, Second Floor, SS Plaza, Plot No 1, Block A, Mayfield Garden, Sector- 47, Gurugram 122 001, Haryana, India. Its CIN is U71200HR2013PTC050241. HS Fitness is authorized under its memorandum of association and is engaged in the business of, amongst others, to deal in domestic and commercial fitness equipment.

Capital Structure

As on the date of this Red Herring Prospectus, the authorised share capital of HS Fitness is ₹3,000,000 divided into 300,000 equity shares of ₹10 each. The issued, subscribed and paid-up equity share capital of HS Fitness is ₹1,000,000 divided into 100,000 equity shares of ₹10 each.

Shareholding Pattern

Sr. No.	Name of the shareholders	No. of equity shares of ₹10 each	Percentage of equity shareholding (%)
1.	Sumeet Ubhrani	12,000	12.00
2.	Sonal Menghani	8,000	8.00
3.	Globalbees Brands	80,000	80.00

Sr. No.	Name of the shareholders	No. of equity shares of ₹10 each	Percentage of equity shareholding (%)
	Total	100,000	100.00

Brief audited financial highlights

Summary financial information based on audited financial statements are as follows:

Sr. No.	Particulars	Unit	Fiscal 2024	Fiscal 2023	Fiscal 2022
1.	Revenue from operations	₹ Million	296.50	587.51	425.95
2.	Profit/loss after tax	₹ Million	(78.32)	(98.81)	28.03
3.	Profit/loss after tax	%	(26.41)	(16.82)	6.58
4.	Total Borrowings	₹ Million	102.54	139.49	99.26
5.	Net Worth	₹ Million	(106.33)	(29.37)	68.97

11. JW Brands Private Limited

Corporate Information

JW Brands Private Limited (“**JW Brands**”) was incorporated as a private limited company on February 7, 2020 under the Companies Act 2013 with the ROC Bengaluru. The registered office of JW Brands is at No. 5C-917, 1st Block H.R.B.R Layout, Bengaluru 560 043, Karnataka, India. Its CIN is U18109KA2020PTC132453. JW Brands is authorized under its memorandum of association and is engaged in the business of, amongst others, to carry on the business of manufacture in own brand, buy, sell, import, export, make marketable, otherwise deal in various fashion brands with items like watches, jewellery, shoes, apparel, accessories and other related items, to carry on business to business transactions or business to customer transactions with applications of electronic commerce and various other sales channel.

Capital Structure

As on the date of this Red Herring Prospectus, the authorised share capital of JW Brands is ₹ 1,000,000 divided into 100,000 equity shares of ₹ 10 each. The issued, subscribed and paid-up equity share capital of JW Brands is ₹ 55,400 divided into 5,540 equity shares of ₹ 10 each.

Shareholding Pattern

Sr. No.	Name of the shareholders	No. of equity shares of ₹ 10 each	Percentage of equity shareholding (%)
1.	Globalbees Brands	3,090	55.78
2.	Satish Kumar Singh	1,225	22.11
3.	Kodungallur Maya Varma	1,225	22.11
	Total	5,540	100.00

Brief audited financial highlights

Summary financial information based on audited financial statements are as follows:

Sr. No.	Particulars	Unit	Fiscal 2024	Fiscal 2023	Fiscal 2022
1.	Revenue from operations	₹ Million	576.79	428.28	NA
2.	Profit/loss after tax	₹ Million	55.64	41.96	NA
3.	Profit/loss after tax	%	9.65	9.80	NA
4.	Total Borrowings	₹ Million	-	-	NA
5.	Net Worth	₹ Million	213.84	123.33	NA

12. Kitchenopedia Appliances Private Limited

Corporate Information

Kitchenopedia Appliances Private Limited (“**Kitchenopedia**”) was incorporated as a private limited company on May 20, 2022 under the Companies Act 2013 with ROC Delhi. The registered office of Kitchenopedia is at Plot

No. 11, Kishori Complex, Wazipur Road, Nehar Par, Old Faridabad, Faridabad 121 002, Haryana, India. Its CIN is U31909HR2022PTC103777. Kitchenopedia is authorized under its memorandum of association and is engaged in the business of, amongst others, to carry on the business of manufacturing including production and processing and fabrication and assembling, repairing, alternating, buying, importing, marketing, selling, exporting and otherwise dealing in all types of electrical components for home appliance products.

Capital Structure

As on the date of this Red Herring Prospectus, the authorised share capital of Kitchenopedia is ₹ 205,000 divided into 10,000 equity shares of ₹ 10 each and 10,500 preference shares of ₹ 10 each. The issued, subscribed and paid-up share capital of Kitchenopedia is ₹ 204,090 divided into 10,000 equity shares of ₹10 each and 10,409 preference shares of ₹ 10 each.

Shareholding Pattern

Sr. No.	Name of the shareholders	No. of equity shares of ₹ 10 each	Percentage of equity shareholding (%)	No. of compulsory convertible preference shares of ₹10 each	Percentage of preference shareholding (%)	Percentage of shareholding on a fully diluted basis (%)
1.	Globalbees Brands	-	-	10,409	100.00	51.00
2.	Sumit Kishan Sharma	5,000	50.00	-	-	24.50
3.	Mansi Sharma	5,000	50.00	-	-	24.50
	Total	10,000	100.00	10,409	100.00	100.00

Brief audited financial highlights

Summary financial information based on audited financial statements are as follows:

Sr. No.	Particulars	Unit	Fiscal 2024	Fiscal 2023	Fiscal 2022
1.	Revenue from operations	₹ Million	424.80	214.94	NA
2.	Profit/loss after tax	₹ Million	24.05	(4.79)	NA
3.	Profit/loss after tax	%	5.66	(2.23)	NA
4.	Total Borrowings	₹ Million	19.98	10.69	NA
5.	Net Worth	₹ Million	114.34	90.31	NA

13. Kuber Mart Industries Private Limited

Corporate Information

Kuber Mart Industries Private Limited (“**Kuber Mart**”) was incorporated as a private limited company on January 24, 2020 under the Companies Act 2013 with the Registrar of Companies, Rajasthan at Jaipur (“**ROC Jaipur**”). The registered office of Kuber Mart is at G-185, 1st Floor, EPIP Sitapura Industrial Area, Tonk Road, Jaipur 302 022, Rajasthan, India. Its CIN is U51909RJ2020PTC067933. Kuber Mart is authorized under its memorandum of association and is engaged in the business of, amongst others, to deal in travelling bags, trunks and suitcases.

Capital Structure

As on the date of this Red Herring Prospectus, the authorised share capital of Kuber Mart is ₹1,000,000 divided into 50,000 equity shares of ₹10 each and 50,000 preference shares of ₹10 each. The issued, subscribed and paid-up equity share capital of Kuber Mart is ₹ 309,540 divided into 30,954 equity shares of ₹10 each.

Shareholding Pattern

Sr. No.	Name of the shareholders	No. of equity shares of ₹10 each	Percentage of equity shareholding (%)
1.	Manju Agarwal	4,356	14.07
2.	Ashutosh Garg	1,849	5.97
3.	Paritosh Garg	1,849	5.97

Sr. No.	Name of the shareholders	No. of equity shares of ₹10 each	Percentage of equity shareholding (%)
4.	Globalbees Brands	22,900	73.99
	Total	30,954	100.00

Brief audited financial highlights

Summary financial information based on audited financial statements are as follows:

Sr. No.	Particulars	Unit	Fiscal 2024	Fiscal 2023	Fiscal 2022
1.	Revenue from operations	₹ Million	1,089.66	1,173.54	955.67
2.	Profit/loss after tax	₹ Million	(17.93)	(13.58)	194.34
3.	Profit/loss after tax	%	(1.65)	(1.16)	(20.34)
4.	Total Borrowings	₹ Million	-	-	-
5.	Net Worth	₹ Million	1,523.80	1,541.39	1,554.82

14. Maxinique Solution Private Limited

Corporate Information

Maxinique Solution Private Limited (“**Maxinique**”) was incorporated as a private limited company on November 12, 2020 under the Companies Act 2013 with ROC Delhi. The registered office of Maxinique is at H. no. 194, Block K, South City – I, Basai Road, Gurugram 122 001, Haryana, India. Its CIN is U52339HR2020PTC090918. Maxinique is authorized under its memorandum of association and is engaged in the business of, amongst others, to deal in cosmetics, personal care products and their raw material.

Capital Structure

As on the date of this Red Herring Prospectus, the authorised share capital of Maxinique is ₹2,500,000 divided into 150,000 equity shares of ₹10 each and 100,000 preference shares of ₹10 each. The issued, subscribed and paid-up equity share capital of Maxinique is ₹1,022,620 divided into 102,262 equity shares of ₹10 each. Further, Globalbees Brands holds 69,930 compulsory convertible debentures of Maxinique of ₹10 each.

Shareholding Pattern

Sr. No.	Name of the shareholders	No. of equity shares of ₹10 each	Percentage of equity shareholding (%)	No. of compulsory convertible debentures of ₹10 each	Percentage of compulsory convertible debentures holding (%)	Percentage of shareholding on a fully diluted basis (%)
1.	Mayur Mahajan	22,297	21.80	-	-	12.95
2.	Jayesh Hans	22,297	21.80	-	-	12.95
3.	Aditya Sharma	22,297	21.80	-	-	12.95
4.	Globalbees Brands	35,371	34.60	69,930	100.00	61.15
	Total	102,262	100.00	69,930	100.00	100.00

Brief audited financial highlights

Summary financial information based on audited financial statements are as follows:

Sr. No.	Particulars	Unit	Fiscal 2024	Fiscal 2023	Fiscal 2022
6.	Revenue from operations	₹ Million	26.98	68.82	133.10
7.	Profit/loss after tax	₹ Million	(188.87)	(219.10)	(109.59)
8.	Profit/loss after tax	%	(700.14)	(318.37)	(82.34)
9.	Total Borrowings	₹ Million	-	-	-
10.	Net Worth	₹ Million	61.31	83.77	129.33

15. Merhaki Foods and Nutrition Private Limited

Corporate Information

Merhaki Foods and Nutrition Private Limited (“**Merhaki**”) was incorporated as a private limited company on September 27, 2017, under the Companies Act 2013 with ROC Jaipur. The registered office of Merhaki is at F-78, Ram Path, Shyam Nagar, Jaipur, Rajasthan 302 019, India. Its CIN is U24100RJ2017PTC059188. Merhaki is authorized under its memorandum of association and is engaged in the business of, amongst others, to deal in all kinds of cosmetics, laundry products, personal hygiene products, eye care, fashion, home accessories etc. health food, processed food and diet drinks.

Capital Structure

As on the date of this Red Herring Prospectus, the authorised share capital of Merhaki is ₹ 70,000,000 divided into 70,000,000 equity shares of ₹1 each. The issued, subscribed and paid-up equity share capital of Merhaki is ₹ 69,310,652 divided into 69,310,652 equity shares of ₹1 each.

Shareholding Pattern

Sr. No.	Name of the shareholders	No. of equity shares of ₹1 each	Percentage of shareholding (%)
1.	Supam Maheshwari	10	Negligible
2.	Globalbees Brands	69,310,642	100.00
	Total	69,310,652	100.00

Brief audited financial highlights

Summary financial information based on audited financial statements are as follows:

Sr. No.	Particulars	Unit	Fiscal 2024	Fiscal 2023	Fiscal 2022
1.	Revenue from operations	₹ Million	3,444.26	2,249.70	95.34
2.	Profit/loss after tax	₹ Million	(435.23)	(198.48)	(81.59)
3.	Profit/loss after tax	%	(12.64)	(8.82)	(85.58)
4.	Total Borrowings	₹ Million	877.49	520.00	20.00
5.	Net Worth	₹ Million	1,159.52	594.72	28.47

16. Mush Textile Private Limited

Corporate Information

Mush Textile Private Limited (“**Mush**”) was incorporated as a private limited company on March 16, 2018 under the Companies Act 2013 with RoC Ahmedabad. The registered office of Mush is at 1st Floor no. 12-15, Vidhya Estate, behind Hotel Ujala, Ujala Circle, Sarkhej, Ahmedabad-382 210, Dascroi, Gujarat, India. Its CIN is U17303GJ2018PTC101321. Mush is authorized under its memorandum of association and is engaged in the business of, amongst others, to deal in various kinds of synthetic waste, woollen spinners and polyester.

Capital Structure

As on the date of this Red Herring Prospectus, the authorised share capital of Mush is ₹420,000 divided into 42,000 equity shares of ₹10 each. The issued, subscribed and paid-up equity share capital of Mush is ₹222,160 divided into 22,216 equity shares of ₹10 each.

Shareholding Pattern

Sr. No.	Name of the shareholders	No. of equity shares of ₹10 each	Percentage of equity shareholding (%)
1.	Nihar Gosalia	5,383	24.23
2.	Ayush Pavankumar Agarwal	5,383	24.23
3.	Globalbees Brands	11,450	51.54
	Total	22,216	100.00

Brief audited financial highlights

Summary financial information based on audited financial statements are as follows:

Sr. No.	Particulars	Unit	Fiscal 2024	Fiscal 2023	Fiscal 2022
1.	Revenue from operations	₹ Million	63.03	66.36	81.76
2.	Profit/loss after tax	₹ Million	(10.10)	(42.87)	0.16
3.	Profit/loss after tax	%	(16.02)	(64.60)	(0.20)
4.	Total Borrowings	₹ Million	15.20	15.20	0.22
5.	Net Worth	₹ Million	9.70	7.09	22.62

17. Plantex E-commerce Private Limited

Corporate Information

Plantex was incorporated as a private limited company on August 1, 2020 under the Companies Act 2013 with ROC Ahmedabad. The registered office of Plantex is at Plot No. 59 Road No. 5, Kathwada G.I.D., Odhav Ahmedabad 382 430, Gujarat, India. Its CIN is U28129GJ2020PTC115183. Plantex is authorized under its memorandum of association and is engaged in the business of, amongst others, to carry on the business as manufacturers, producers, growers, makers, buyers, sellers, importers, exporters, distributors, agents, brokers, consultants, factors, stockists, commission agents, dealers, market makers of all the kinds of the products, household products, bathroom accessories, kitchen accessories, hardware products, house storage and organization products made of steels and stainless steel and iron products and other metals and non-metal items and appliances.

Capital Structure

As on the date of this Red Herring Prospectus, the authorised share capital of Plantex is ₹ 500,000 divided into 30,000 equity shares of ₹ 10 each and 20,000 compulsory convertible preference shares of ₹10 each. The issued, subscribed and paid-up share capital of Plantex is ₹250,000 divided into 10,000 equity shares of ₹10 each and 15,000 compulsory convertible preference shares of ₹ 10 each.

Shareholding Pattern

Sr. No.	Name of the shareholders	No. of equity shares of ₹ 10 each	Percentage equity shareholding (%)	No. of compulsory convertible preference shares of ₹ 10 each	Percentage preference shareholding (%)	Percentage shareholding on a fully diluted basis (%)
1.	Abhishek Shailesh Kumar Chauhan	6,600	66.00	-	-	26.40
2.	Jigneshkumar Chimanlal Chauhan	500	5.00	-	-	2.00
3.	Parth Narendrabhai Chauhan	500	5.00	-	-	2.00
4.	Nilesh Kanubhai Valand	500	5.00	-	-	2.00
5.	Harendrakumar Shakrabhai Chauhan	500	5.00	-	-	2.00
6.	Shefali Abhishek Chauhan	500	5.00	-	-	2.00
7.	Sashikant Punamchand Parmar	300	3.00	-	-	1.20
8.	Bhavesh Mahendrabhai Jogi	300	3.00	-	-	1.20

Sr. No.	Name of the shareholders	No. of equity shares of ₹ 10 each	Percentage equity shareholding (%)	No. of compulsory convertible preference shares of ₹ 10 each	Percentage preference shareholding (%)	Percentage shareholding on a fully diluted basis (%)
9.	Jai Parkash Ahuja	300	3.00	-	-	1.20
10.	GlobalBees Brands	-	-	15,000	100.00	60.00
	Total	10,000	100.00	15,000	100.00	100.00

Brief audited financial highlights

Summary financial information based on audited financial statements are as follows:

Sr. No.	Particulars	Unit	Fiscal 2024	Fiscal 2023	Fiscal 2022
1.	Revenue from operations	₹ Million	1,291.85	528.50	NA
2.	Profit/loss after tax	₹ Million	38.31	(27.41)	NA
3.	Profit/loss after tax	%	2.97	(5.19)	NA
4.	Total Borrowings	₹ Million	190.95	111.75	NA
5.	Net Worth	₹ Million	610.60	572.44	NA

18. Prayosha Expo Private Limited

Corporate Information

Prayosha Expo Private Limited (“Prayosha Expo”) was incorporated as a private limited company on May 26, 2011 under the Companies Act 1956 with the ROC Ahmedabad. The registered office of Prayosha Expo is at Shed No. C1B/267, GIDC, Opposite Prakruti Tiles, Makarpura Industrial Estate, Vadodara 390 010, Gujarat, India. Its CIN is U52100GJ2011PTC065612. Prayosha Expo is authorized under its memorandum of association and is engaged in the business of, amongst others, to carry on the business as exporter, importer, buyers, sellers, merchant and other wise to deal in all kinds, classes, size, nature and description of consumer goods, item, things, articles, commodities, merchandise, products whether finished, semi-finished or raw material including equipment, apertures, home-appliances, household, seeds, food grains etc.

Capital Structure

As on the date of this Red Herring Prospectus, the authorised share capital of Prayosha Expo is ₹ 100,000 divided into 10,000 equity shares of ₹ 10 each. The issued, subscribed and paid-up equity share capital of Prayosha Expo is ₹ 100,000 divided into 10,000 equity shares of ₹ 10 each.

Shareholding Pattern

Sr. No.	Name of the shareholders	No. of equity shares of ₹ 10 each	Percentage of equity shareholding (%)
1.	Sandip Patel	540	5.40
2.	Paresh Patel	492	4.92
3.	Preet Dave	1,128	11.28
4.	Rahul Khandelwal	840	8.40
5.	GlobalBees Brands	7,000	70.00
	Total	10,000	100.00

Brief audited financial highlights

Summary financial information based on audited financial statements are as follows:

Sr. No.	Particulars	Unit	Fiscal 2024	Fiscal 2023	Fiscal 2022
1.	Revenue from operations	₹ Million	526.06	435.64	NA
2.	Profit/loss after tax	₹ Million	56.35	53.10	NA
3.	Profit/loss after tax	%	10.71	12.19	NA
4.	Total Borrowings	₹ Million	0.47	-	NA

Sr. No.	Particulars	Unit	Fiscal 2024	Fiscal 2023	Fiscal 2022
5.	Net Worth	₹ Million	250.20	193.84	NA

19. Solarista Renewables Private Limited

Corporate Information

Solarista Renewables Private Limited (“**Solarista Renewables**”) was incorporated as a private limited company on September 20, 2018 under the Companies Act 2013 with ROC Delhi. The registered office of Solarista Renewables is at 114-115, A Block, Sushant Plaza Phase-1, Sushant Lok, Gurugram 122 002, Haryana, India. Its CIN is U15121HR2018PTC075842. Solarista Renewables is authorized under its memorandum of association and is engaged in the business of, amongst others, to deal in the trading of bags and briefcases.

Capital Structure

As on the date of this Red Herring Prospectus, the authorised share capital of Solarista Renewables is ₹ 1,000,000 divided into 50,000 equity shares of ₹ 10 each and 50,000 compulsory convertible preference shares of ₹10 each. The issued, subscribed and paid-up share capital of Solarista Renewables is ₹ 210,520 divided into 10,000 equity shares of ₹ 10 each and 11,052 compulsory convertible preference shares of ₹10 each.

Shareholding Pattern

Sr. No.	Name of the shareholders	No. of equity shares of ₹ 10 each	Percentage of equity shareholding (%)	No. of compulsory convertible preference shares of ₹10 each	Percentage of preference shareholding (%)	Percentage of shareholding on a fully diluted basis (%)
1.	Green Apple Venture LLP	9,800	98.00	-	-	46.54
2.	Kushal Bhansali	100	1.00	-	-	0.48
3.	Mahesh Subbiah	100	1.00	-	-	0.48
4.	GlobalBees Brands	-	-	11,052	100.00	52.50
	Total	10,000	100.00	11,052	100.00	100.00

Brief audited financial highlights

Summary financial information based on audited financial statements are as follows:

Sr. No.	Particulars	Unit	Fiscal 2024	Fiscal 2023	Fiscal 2022
1.	Revenue from operations	₹ Million	341.81	328.02	NA
2.	Profit/loss after tax	₹ Million	15.83	(43.05)	NA
3.	Profit/loss after tax	%	4.63	(13.12)	NA
4.	Total Borrowings	₹ Million	60.00	60.00	NA
5.	Net Worth	₹ Million	222.15	205.98	NA

20. Swara Hygiene Private Limited

Corporate Information

Swara Hygiene Private Limited (“**Swara Hygiene**”) was incorporated as a private limited company on June 27, 2022 under the Companies Act 2013 with ROC Gwalior. The registered office of Swara Hygiene is at Plot No. 7, Sector 5, Integrated Industrial Area, Pithampur Dist. Dhar, Madhya Pradesh 454 775, India. Its CIN is U24246MP2022PTC061559. Swara Hygiene is authorized under its memorandum of association and is engaged in the business of, amongst others, to deal in all kinds of baby care products, sanitary wears, baby diapers, baby liners and other baby hygiene products, and other related products for babies in particular and other such related products for men and women.

Capital Structure

As on the date of this Red Herring Prospectus, the authorised share capital of Swara Hygiene is ₹ 100,000 divided into 10,000 equity shares of ₹ 10 each. The issued, subscribed and paid-up equity share capital of Swara Hygiene is ₹ 100,000 divided into 10,000 equity shares of ₹ 10 each.

Shareholding Pattern

Sr. No.	Name of the shareholders	No. of equity shares of ₹ 10 each	Percentage of equity shareholding (%)
1.	Swara Baby	9,999	100.00
2.	Alok Birla (being nominee of Swara Baby)	1	Negligible
	Total	10,000	100.00

Brief audited financial highlights

Summary financial information based on audited financial statements are as follows:

Sr. No.	Particulars	Unit	Fiscal 2024	Fiscal 2023	Fiscal 2022
1.	Revenue from operations	₹ Million	764.32	-	NA
2.	Profit/loss after tax	₹ Million	129.81	(2.00)	NA
3.	Profit/loss after tax	%	16.98	-	NA
4.	Total Borrowings	₹ Million	2,334.74	347.63	NA
5.	Net Worth	₹ Million	127.91	(1.90)	NA

21. Wellspire India Private Limited

Corporate Information

Wellspire India Private Limited (“**Wellspire India**”) was incorporated as a private limited company on October 25, 2021 under the Companies Act 2013 with ROC Mumbai. The registered office of Wellspire India is at B/202, Ganga Vihar CHS, Juhu Lane, C D Barfiwala Marg, Andheri (West), Mumbai 400 058, Maharashtra, India. Its CIN is U52390MH2021PTC370225. Wellspire India is authorized under its memorandum of association and is engaged in the business of, amongst others, to deal in electronic equipment in the category of home appliances.

Capital Structure

As on the date of this Red Herring Prospectus, the authorised share capital of Wellspire India is ₹ 100,000 divided into 10,000 equity shares of ₹ 10 each. The issued, subscribed and paid-up equity share capital of Wellspire India is ₹ 100,000 divided into 10,000 equity shares of ₹ 10 each.

Shareholding Pattern

Sr. No.	Name of the shareholders	No. of equity shares of ₹ 10 each	Percentage of equity shareholding (%)
1.	Rahul Papat	4,100	41.00
2.	Prateek Bhosle	400	4.00
3.	Arpit Patwa	400	4.00
4.	GlobalBees Brands	5,100	51.00
	Total	10,000	100.00

Brief audited financial highlights

Summary financial information based on audited financial statements are as follows:

Sr. No.	Particulars	Unit	Fiscal 2024	Fiscal 2023	Fiscal 2022
1.	Revenue from operations	₹ Million	152.96	18.92	NA
2.	Profit/loss after tax	₹ Million	(0.83)	(4.04)	NA
3.	Profit/loss after tax	%	(0.54)	(21.35)	NA
4.	Total Borrowings	₹ Million	151.86	35.00	NA

Sr. No.	Particulars	Unit	Fiscal 2024	Fiscal 2023	Fiscal 2022
5.	Net Worth	₹ Million	(5.69)	(4.85)	NA

B. Foreign Subsidiaries

1. Firstcry General Trading LLC

Corporate Information

Firstcry General Trading LLC (“**Firstcry General Trading**”) was incorporated as a limited liability company on June 25, 2019 under the jurisdiction of Department of Economic Development, Dubai, UAE and received its business license on July 7, 2019. The registered office of Firstcry General Trading is at Plot No. FB-91, Logistics District, Dubai South, Dubai World Central, UAE. Its registration number is 1615722. The principal business of Firstcry General Trading is, amongst others, general trading as authorised by charter documents.

Capital Structure

As on the date of this Red Herring Prospectus, the authorised share capital of Firstcry General Trading is AED 100,000 divided into 100 equity shares of AED 1,000 each. The issued, subscribed and paid-up equity share capital of Firstcry General Trading is AED 100,000 divided into 100 equity shares of AED 1,000 each .

Shareholding Pattern

Sr. No.	Name of the shareholders	No. of shares of AED 1,000 each	Percentage of shareholding (%)
1.	Firstcry DWC	100	100.00
	Total	100	100.00

Brief audited financial highlights

Summary financial information based on audited financial statements are as follows:

Sr. No.	Particulars	Unit	Fiscal 2024	Fiscal 2023	Fiscal 2022
1.	Revenue from operations	₹ Million	5,326.19	4,350.13	3,382.49
2.	Profit/loss after tax	₹ Million	12.47	2.39	1.13
3.	Profit/loss after tax	%	0.23	0.05	0.03
4.	Total Borrowings	₹ Million	-	-	-
5.	Net Worth	₹ Million	19.30	6.65	3.86

2. Firstcry Retail DWC – LLC

Corporate Information

Firstcry Retail DWC – LLC (“**Firstcry DWC**”) was incorporated as a limited liability company on April 10, 2019 under the provisions of law no. (10) of 2015 concerning Dubai Aviation City Corporation, Dubai, UAE and received its business license on May 8, 2019. The registered office of Firstcry DWC is at Plot No. FB-91, Logistics District, Dubai South, Dubai World Central, UAE. Its registration number is 8634. Firstcry DWC is engaged in the primary business of general trading.

Capital Structure

As on the date of this Red Herring Prospectus, the authorised share capital of Firstcry DWC is AED 142,275,000 divided into 142,275,000 equity shares of AED 1 each. The issued, subscribed and paid-up equity share capital of Firstcry DWC is AED 142,275,000 divided into 142,275,000 equity shares of AED1 each.

Shareholding Pattern

Sr. No.	Name of the shareholders	No. of equity shares of AED1 each	Percentage of shareholding (%)
1.	Firstcry Management	142,275,000	100.00
	Total	142,275,000	100.00

Brief audited financial highlights

Summary financial information based on audited financial statements are as follows:

Sr. No.	Particulars	Unit	Fiscal 2024	Fiscal 2023	Fiscal 2022
1.	Revenue from operations	₹ Million	4,956.50	3,924.44	3,061.54
2.	Profit/loss after tax	₹ Million	(361.72)	(634.28)	(749.95)
3.	Profit/loss after tax	%	(7.30)	(16.16)	(24.50)
4.	Total Borrowings	₹ Million	-	-	-
5.	Net Worth	₹ Million	349.48	95.15	159.51

3. Firstcry Trading Company

Corporate Information

Firstcry Trading Company (“**Firstcry Trading**”) was incorporated as a foreign limited liability company on February 16, 2020, in Riyadh under the laws of Kingdom of Saudi Arabia and received its certificate for commencement of business on February 16, 2020. The registered office of Firstcry Trading is at 3144, King Abdulla Street, Dist Al Mughrizat, Secondary No. 6181, Riyadh 12481, Kingdom of Saudi Arabia. Its CIN/CR number is 1010627308. The principal business of Firstcry Trading is to, amongst others, dealing in kids’ furniture, clothing and maternity accessories.

Capital Structure

As on the date of this Red Herring Prospectus, the authorised share capital of Firstcry Trading is SAR 160,000,000 divided into 1,600 shares/quotas of SAR 100,000 each. The issued, subscribed and paid-up equity share capital of Firstcry Trading is SAR 160,000,000 divided into 1,600 shares/quotas of SAR 100,000 each.

Shareholding Pattern

Sr. No.	Name of the shareholders	No. of shares/quotas of SAR 100,000 each	Percentage of shareholding (%)
1.	Firstcry Management	1,600	100.00
	Total	1,600	100.00

Brief audited financial highlights

Summary financial information based on audited financial statements are as follows:

Sr. No.	Particulars	Unit	Fiscal 2024	Fiscal 2023	Fiscal 2022
1.	Revenue from operations	₹ Million	1,969.41	381.04	-
2.	Profit/loss after tax	₹ Million	(1,285.27)	(814.37)	(36.56)
3.	Profit/loss after tax	%	(65.26)	(213.72)	-
4.	Total Borrowings	₹ Million	-	-	-
5.	Net Worth	₹ Million	1,422.07	1,312.31	564.92

4. GlobalBees Brands DWC-LLC

Corporate Information

Globalbees Brands DWC-LLC (“**Globalbees DWC**”) was incorporated as a limited liability company on December 7, 2021, under the the provisions of Law No. (10) of 2015 concerning Dubai Aviation City Corporation with the Registrar of Companies and Establishments, Dubai Aviation City Corporation. The registered office of Globalbees DWC is at Dubai Logistics City-FD-2 WO3, P.O Box: 127165, Dubai, UAE. Its registration number is 10557. The principal business of Globalbees DWC is to, amongst others, trade in wide range of products including food products, personal hygiene products, cosmetics, toiletries, skin, health and beauty care products and food products etc.

Capital Structure

As on the date of this Red Herring Prospectus, the authorised share capital of Globalbees DWC is AED 1,421,000 divided into 1,421,000 shares of AED 1 each. The issued, subscribed and paid-up share capital of Globalbees DWC is AED 1,421,000 divided into 1,421,000 shares of AED 1 each.

Shareholding Pattern

Sr. No.	Name of the shareholders	No. of shares of AED 1 each	Percentage of shareholding (%)
1.	Globalbees Brands	1,421,000	100.00
	Total	1,421,000	100.00

Brief audited financial highlights

Summary financial information based on audited financial statements are as follows:

Sr. No.	Particulars	Unit	Fiscal 2024*	Fiscal 2023	Fiscal 2022
1.	Revenue from operations	₹ Million	98.01	17.23	-
2.	Profit/loss after tax	₹ Million	3.04	0.21	-
3.	Profit/loss after tax	%	3.10	(1.22)	-
4.	Total Borrowings	₹ Million	-	-	-
5.	Net Worth	₹ Million	33.59	5.97	6.11

* Amounts mentioned for Fiscal 2024 are as per management accounts.

Amount of accumulated profits or losses

As on the date of this Red Herring Prospectus, there are no accumulated profits or losses of any of the Subsidiaries that are not accounted for by our Company.

Other Confirmations

Interest in our Company

Except as provided in “**Our Business**” on page 262, none of our Subsidiaries have any business interest in our Company. For details of related business transactions between our Company and our Subsidiaries, see “**Summary of the Offer Document – Summary of Related Party Transactions**” on page 32.

Common Pursuits

Certain of our Subsidiaries i.e., Digital Age, Firmroots, Firstcry DWC, Firstcry General Trading, Firstcry Trading, Intellibeas, Joybees, Shenzhen Starbees, Solis, Swara Baby and Swara Hygiene are authorised by their constitutional documents to engage in the same line of business as that of our Company and accordingly, there are certain common pursuits amongst our Subsidiaries and our Company. However, there is no conflict of interest among such Subsidiaries and our Company will adopt necessary procedures and practices as permitted by law and regulatory guidelines to address any conflict situations if and when they arise.

OUR MANAGEMENT

Under the Articles of Association, our Company is authorised to have a minimum of three Directors and a maximum of 15 Directors, or such higher number of Directors, as may be required to comply with the requirements of the Articles of Association and applicable laws, including the Companies Act 2013 and the SEBI Listing Regulations. See “*Main Provisions of the Articles of Association*” on page 622 for details. As on the date of this Red Herring Prospectus, our Company has eight Directors.

The following table sets forth details regarding our Board as on the date of this Red Herring Prospectus:

Name, designation, address, occupation, date of birth, term, period of directorship and DIN	Age (in years)	Directorships in other companies
<p>Supam Maheshwari</p> <p><i>Designation:</i> Managing Director and Chief Executive Officer</p> <p><i>Address:</i> B-402,1, Modibaug, Ganesh Khind Road, Near Pune Central, Shivaji Nagar, Pune City, Pune 411 005, Maharashtra, India</p> <p><i>Occupation:</i> Service</p> <p><i>Date of birth:</i> October 6, 1973</p> <p><i>Term:</i> April 1, 2024 to March 31, 2029</p> <p><i>Period of Directorship:</i> Director since incorporation</p> <p><i>DIN:</i> 01730685</p>	50	<p><i>Indian companies</i></p> <ul style="list-style-type: none"> ▪ Busybees Logistics Solutions Private Limited ▪ Firmroots Private Limited ▪ Globalbees Brands Private Limited ▪ Intellibeas Solutions Private Limited ▪ Joybees Private Limited ▪ Merhaki Foods and Nutrition Private Limited ▪ Swara Baby Products Private Limited <p><i>Foreign companies</i></p> <ul style="list-style-type: none"> ▪ Firstcry Retail DWC LLC ▪ Firstcry Management DWC LLC
<p>Sanket Hattimattur</p> <p><i>Designation:</i> Executive Director and Chief of Staff</p> <p><i>Address:</i> B-1401, 24K Opula, Sr. no. 17 and 18, Vishal Nagar, Pimple Nilakh, Pune City, Pune 411 027, Maharashtra, India</p> <p><i>Occupation:</i> Service</p> <p><i>Date of birth:</i> November 13, 1981</p> <p><i>Term:</i> For a period of five years with effect from May 5, 2022 and liable to retire by rotation</p> <p><i>Period of Directorship:</i> Director since May 5, 2022</p> <p><i>DIN:</i> 09593712</p>	42	<p><i>Indian companies</i></p> <ul style="list-style-type: none"> ▪ Digital Age Retail Private Limited <p><i>Foreign companies</i></p> <ul style="list-style-type: none"> ▪ Shenzhen Starbees Services Limited
<p>Paul Davison*</p> <p><i>Designation:</i> Non - Executive Director</p> <p><i>Address:</i> 2292 Bay Street, Bay Street, San Francisco – 94123 1822, California, United States</p> <p><i>Occupation:</i> Investment professional</p> <p><i>Date of birth:</i> April 1, 1988</p>	36	<p><i>Indian companies</i></p> <p>Nil</p> <p><i>Foreign companies</i></p> <ul style="list-style-type: none"> ▪ SVF Holdco (UK) Limited ▪ Retina Finance UK Limited ▪ Retina Finance UK Two Limited ▪ Retina Finance UK Three Limited ▪ 101 St. Georges Drive Management Company Limited

Name, designation, address, occupation, date of birth, term, period of directorship and DIN	Age (in years)	Directorships in other companies
<p><i>Term:</i> Since July 15, 2019 and liable to retire by rotation</p> <p><i>Period of Directorship:</i> Director since July 15, 2019</p> <p><i>DIN:</i> 08457025</p>		<ul style="list-style-type: none"> ▪ Boston Dynamics, Inc.
<p>Puneet Renjhen**</p> <p><i>Designation:</i> Non - Executive Director</p> <p><i>Address:</i> A-301, Vivarea Hindoostan Mills Compound, Sane Guruji Marg, Mahalaxmi, Mumbai, Maharashtra 400 011, India</p> <p><i>Occupation:</i> Service</p> <p><i>Date of birth:</i> March 27, 1978</p> <p><i>Term:</i> Since July 10, 2024 and liable to retire by rotation</p> <p><i>Period of Directorship:</i> Director since July 10, 2024^</p> <p><i>DIN:</i> 09498488</p>	46	<p><i>Indian companies</i></p> <ul style="list-style-type: none"> ▪ Mahindra Holdings Limited ▪ Mahindra Susten Private Limited ▪ Swaraj Engines Limited ▪ Sustainable Energy Infra Investment Managers Private Limited <p><i>Foreign companies</i> Nil</p>
<p>Bala C Deshpande</p> <p><i>Designation:</i> Independent Director</p> <p><i>Address:</i> C-2001/02, Rustomjee Seasons, Madhusudan Kalelar Road, Gandhinagar, Bandra East Mumbai 400 051, Maharashtra, India</p> <p><i>Occupation:</i> Founder and Senior Managing Partner MegaDelta Capital Asset Managers LLP</p> <p><i>Date of birth:</i> April 15, 1966</p> <p><i>Term:</i> Three years from May 2, 2022****</p> <p><i>Period of Directorship:</i> Director since May 2, 2022</p> <p><i>DIN:</i> 00020130</p>	58	<p><i>Indian companies</i></p> <ul style="list-style-type: none"> ▪ eClerx Services Limited ▪ Edelweiss Real Assets Managers Limited ▪ Financial Software & Systems Private Limited ▪ MediSys Edutech Private Limited ▪ Panacea Medical Technologies Private Limited <p><i>Foreign companies</i></p> <ul style="list-style-type: none"> ▪ GOQii Inc
<p>Neeraj Sagar</p> <p><i>Designation:</i> Independent Director</p> <p><i>Address:</i> G-35 Chaithanya Smaran, Whitefield – Hoskote Main Road, Near Shell Petrol Pump, Kannamangala, Bengaluru 560 067, Karnataka, India</p> <p><i>Occupation:</i> Founder/Chief Executive Officer, Cognition Life Inc.</p> <p><i>Date of birth:</i> June 7, 1971</p>	53	<p><i>Indian companies</i></p> <ul style="list-style-type: none"> ▪ Cognition Life India Private Limited ▪ Globalbees Brands Private Limited ▪ ZF Commercial Vehicle Control Systems India Limited <p><i>Foreign companies</i></p> <ul style="list-style-type: none"> ▪ Cognition Life Inc. ▪ Firstcry Management DWC LLC

Name, designation, address, occupation, date of birth, term, period of directorship and DIN	Age (in years)	Directorships in other companies
---	----------------	----------------------------------

Term: Three years from April 22, 2022***

Period of Directorship: Director since April 22, 2022

DIN: 09475452

Gopalakrishnan Jagadeeswaran

56

Indian companies

Designation: Independent Director

Address: Villa 79-B Sobha Malachite Phase-II, Jakkur Plantations Road, Yelahanka, Bengaluru 560 064, Karnataka, India

Occupation: Professional

Date of birth: April 20, 1968

Term: Three years from May 2, 2022****

Period of Directorship: Director since May 2, 2022

DIN: 02354467

- Shriprop Builders Private Limited
- Shriprop Homes Private Limited
- Shriprop Structures Private Limited
- Shrivision Homes Private Limited
- SPL Constructors Private Limited
- SPL Estates Private Limited
- SPL Housing Project Private Limited
- SPL Realtors Private Limited
- SPL Palms Developers Private Limited (formerly known as Suvilas Realities Private Limited)

Foreign companies

Nil

Sujata Vilas Bogawat

45

Indian companies

Designation: Independent Director

Address: A 501, Gold Coast, Ivory Estates, Baner Road, Pune 411 008, Maharashtra, India

Occupation: Director

Date of birth: September 10, 1978

Term: Three years from May 2, 2022****

Period of Directorship: Director since May 2, 2022

DIN: 07901334

- Avant Edge Business Consulting Private Limited
- Convirza Private Limited (formerly known as Moentek Private Limited)
- Digital Age Retail Private Limited
- SH Forhealth Solutions Private Limited

Foreign companies

Nil

* Nominee of SVF Frog (Cayman) Ltd.

** Nominee of Mahindra & Mahindra Limited.

*** Re-appointed for a term of five years from April 22, 2025 pursuant to Board resolution dated June 24, 2024 and Shareholder's resolution dated June 26, 2024.

**** Re-appointed for a term of five years from May 2, 2025 pursuant to Board resolution dated June 24, 2024 and Shareholder's resolution dated June 26, 2024.

^ He was appointed as an additional director since April 24, 2023 'and regularised pursuant to Shareholders' resolution dated September 29, 2023'. However, he resigned on December 26, 2023 and then has been appointed as a Non – Executive Director pursuant to Board resolution dated July 10, 2024 and Shareholders' resolution dated July 22, 2024.

Brief profiles of our Directors

Supam Maheshwari is our Managing Director and Chief Executive Officer and has been on our Board since incorporation. He is currently heading the Company and is responsible for the overall management of our Company. He holds a bachelor's degree in engineering (mechanical) from Delhi College of Engineering, University of Delhi, Delhi, India and a post graduate diploma in management from the Indian Institute of Management, Ahmedabad, Gujarat, India. He was previously associated with Brainvisa Technologies Private Limited as a president. He has approximately 14 years of experience in e-commerce industry.

Sanket Hattimattur is one of our Executive Directors and is our Chief of Staff. He joined our Company on September 9, 2010. He is responsible for key initiatives in India business, strategy, M&A and overseeing

international business expansion in our Company. He holds a bachelor's degree in commerce (financial accounting and auditing) from University of Mumbai, Maharashtra, India. Prior to joining our Company, he has worked with Brainvisa Technologies Private Limited, Deutsche Bank Group - Global Markets Centre Private Limited and Tata AIG Life Insurance Company Limited. He has approximately 14 years of experience in e-commerce industry.

Paul Davison is a Non – Executive Director of our Company as a nominee of SVF Frog (Cayman) Ltd and has been on our Board since July 15, 2019. He holds a bachelors' degree in arts from University of Cambridge, Cambridge, England. He was previously associated with SB Investment Advisors (UK) Limited. He is currently associated with SB Investment Advisors (US) Inc. He has approximately seven years of experience specifically in technology investing.

Puneet Renjhen is a Non – Executive Director of our Company as a nominee of Mahindra & Mahindra Limited and has been on our Board since July 10, 2024. He has completed a post graduate programme in management from the Indian School of Business, Hyderabad, Telangana, India, essentials of leadership programme from London School of Business, London, England and has also completed a Mahindra universe program from Harvard Business School, Boston, Massachusetts, United States of America. He was previously associated with Standard Chartered Bank. He is a member of the group executive board of the Mahindra Group. He is responsible for leading partnerships and alliances and leveraging potential acquisitions, joint ventures and synergies for the Mahindra Group. He is also currently associated with Sustainable Energy Infra Investment Managers Private Limited, Mahindra Holdings Limited, Mahindra Susten Private Limited and Swaraj Engines Limited as their director and is also associated as an executive vice president - partnerships & alliances with Mahindra & Mahindra Limited. He has experience of more than 12 years in M&A advisory and leveraged finance.

Bala C Deshpande is an Independent Director of our Company and has been on our Board since May 2, 2022. She holds a bachelor's and a master's degree in arts from University of Bombay, Mumbai, Maharashtra, India. She also holds a master's degree in management from Jamnalal Bajaj Institute of Management Studies, Mumbai, Maharashtra, India. She was previously associated with Cadbury India Limited, ICICI Venture Funds Management Company Limited and New Enterprise Associates (India) Private Limited. She is currently associated with MegaDelta Capital Asset Managers LLP. She has approximately 24 years of experience in the investment sector.

Neeraj Sagar is an Independent Director of our Company and has been on our Board since April 22, 2022. He holds a bachelor's degree in engineering (chemical) from Tatyasaheb Kore, Institute of Engineering and Technology, Shivaji University, Warananagar, Maharashtra, India a master's degree of science in petroleum engineering from the Leland Stanford Junior University, Stanford, California, United States of America and a master's degree in business administration from the University of Chicago, Chicago, Illinois, United States of America. He was previously associated with Egon Zehnder International Private Limited, Boston Consulting Group Inc. and McKinsey & Company. He is currently associated with Cognity Life India Private Limited. He has several years of experience in management consulting sector.

Gopalakrishnan Jagadeeswaran is an Independent Director of our Company and has been on our Board since May 2, 2022. He holds a bachelor's degree in science from University of Madras, Chennai, Tamil Nadu, India and a master's degree in administration from Madurai Kamaraj University, Chennai, Tamil Nadu, India. He was previously associated with Reliance Industries Limited, Aditya Birla Management Corporation Ltd, W.I. Carr Securities Private Limited, Canbank Investment Management Services Ltd., Canbank Mutual Fund, Cholamandalam Investment and Finance Company Limited, Dalal Consultants and Engineers Limited and Jay Pee Technology Private Limited. He is currently associated with Shriram Properties Limited as the executive director and group chief executive officer. He has more than 30 years of experience in finance.

Sujata Vilas Bogawat is an Independent Director of our Company and has been on our Board since May 2, 2022. She holds a bachelor's degree in commerce from the University of Pune, Pune, Maharashtra, India and post-graduate diploma in business management from SVKM's NMIMS University, Mumbai, Maharashtra, India. Additionally, she is a qualified chartered accountant and a fellow member of the Institute of Chartered Accountants of India. She has founded Advantage Business Consulting Limited which provides financial consultancy. In the past, she has been associated with Thermax Instrumentation Limited and with Baheti & Somani LLP, as a partner. She has approximately 20 years of experience in finance consulting.

Relationship between Directors, Key Managerial Personnel and Senior Management

None of our Directors, Key Managerial Personnel and Senior Management are related to each other.

Arrangement or understanding with major shareholders, customers, suppliers or others

Except Paul Davison, who has been nominated to our Board by SVF Frog (Cayman) Ltd, and Puneet Renjhen, who has been nominated to our Board by Mahindra and Mahindra Limited pursuant to the SHA there is no arrangement or understanding with the major Shareholders, customers, suppliers or others, pursuant to which any of our Directors, Key Managerial Personnel or Senior Management has been appointed. For further details, see “*History and Certain Corporate Matters – Summary of key agreements and shareholders’ agreements – Shareholders’ Agreement*” on page 322.

Terms of Appointment of Directors

Terms of appointment of our Executive Directors

Supam Maheshwari

Pursuant to the resolutions passed by our Board on December 1, 2023, December 16, 2023, June 24, 2024 and by our Shareholders on December 21, 2023, and letter of increment dated July 11, 2024, read along with the employment agreement dated December 19, 2013 entered into between our Company and Supam Maheshwari, Supam Maheshwari is entitled to receive a total salary of ₹ 42.12 million per annum including a bonus of ₹ 8.10 million, per annum for Fiscal 2025.

Sanket Hattimattur

Pursuant to the resolutions passed by our Board on December 1, 2023, December 16, 2023, June 24, 2024 and by our Shareholders on December 21, 2023, and letter of increment dated July 11, 2024, read along with the employment agreement dated December 20, 2013 entered into between our Company and Sanket Hattimattur, Sanket Hattimattur is entitled to receive a total salary of ₹ 19.88 million per annum including a bonus of ₹ 3.50 million, per annum for Fiscal 2025.

Terms of appointment of our Non-Executive Directors

Our Non-Executive Directors are not entitled to receive any sitting fees and remuneration.

Terms of appointment of our Independent Directors

Pursuant to the resolution passed by our Board dated December 1, 2023 each of our Independent Directors, is entitled to receive a sitting fees of ₹ 35,000 per meeting for attending meetings of the Board and Audit Committee and ₹ 20,000 per meeting for attending meetings of the Nomination and Remuneration Committee, Stakeholders Relationship Committee, Risk Management Committee and Corporate Social Responsibility Committee. Additionally, the annual fixed fee of each of our Independent Directors is ₹ 1.00 million along with annual chair fee of ₹ 0.80 million and ₹ 0.10 million for chairing the Audit Committee and the Nomination and Remuneration Committee, respectively.

Payment or benefit to Directors of our Company

Details of the sitting fees or other remuneration paid to our Directors in Fiscal 2024 are set forth below:

Remuneration to our Executive Directors

Name of Director	Amount paid for Fiscal 2024 (in ₹ million)*#
Supam Maheshwari	36.87 [^]
Sanket Hattimattur	17.53 ^{^^}

^{*}Remuneration to our Executive Directors includes short term employment benefits and excludes provisions for gratuity and compensated absences benefit which have been actuarially determined for the Group as a whole and hence amounts pertaining to our Executive Directors cannot be determined.

[^]Remuneration includes the variable pay & bonus of ₹ 13.27 million paid for the Fiscal 2023 and excludes ₹ 15.00 million variable pay and bonus for Fiscal 2024 paid in Fiscal 2025.

^{^^}Remuneration includes the variable pay & bonus of ₹ 6.01 million paid for the Fiscal 2023 and excludes ₹ 6.49 million variable pay and bonus for Fiscal 2024 paid in Fiscal 2025.

[#]Excluding Share based payments accrual

Remuneration to our Non-Executive Directors

Our Non-Executive Directors were not paid any sitting fees, salaries, commissions or perquisites in Fiscal 2024.

Remuneration to our Independent Directors

The details of sitting fees paid to our Independent Directors in Financial Year 2024, are as follows:

Name of Director	Amount paid in Fiscal 2024 (in ₹ million)*#
Bala C Deshpande	0.51 ⁽¹⁾
Neeraj Sagar	0.62 ⁽²⁾
Gopalakrishnan Jagadeeswaran	0.67 ⁽³⁾
Sujata Vilas Bogawat	0.40 ⁽⁴⁾

(1) Including sitting fees of ₹0.18 million and fixed fees of ₹0.33 million.

(2) Including sitting fees of ₹0.25 million, fixed fees of ₹0.33 million and chair fees of ₹0.04 million.

(3) Including sitting fees of ₹0.07 million, fixed fees of ₹0.33 million and chair fees of ₹0.27 million.

(4) Including sitting fees of ₹0.07 million and fixed fees of ₹0.33 million.

Remuneration paid by our Subsidiaries

None of our Directors have received or were entitled to receive any remuneration, sitting fees or commission from any of our Subsidiaries in Fiscal 2024.

Loans to Directors

No loans have been availed by our Directors from our Company.

Bonus or profit sharing plan for our Directors

Other than the performance related bonus as per the terms of the remuneration of the Executive Directors, none of our Directors are party to any bonus or profit-sharing plan of our Company.

Shareholding of our Directors in our Company

Except as disclosed in “*Capital Structure – Shareholding of our Directors, Key Managerial Personnel and Senior Management in our Company*” on page 213, none of our Directors hold any Equity Shares or Preference Shares in our Company as on the date of this Red Herring Prospectus.

Contingent and deferred compensation payable to our Directors

There is no contingent or deferred compensation payable to our Directors, which does not form part of their remuneration.

Service contracts with Directors

There are no service contracts entered into with any Directors, which provide for benefits upon termination of employment.

Interest of Directors

All our Directors may be deemed to be interested to the extent of remuneration and reimbursement of expenses, if any, payable to them by our Company as well as sitting fees, if any, payable to them for attending meetings of our Board or a committee thereof, as well as to the extent of other remuneration and reimbursement of expenses, if any, payable to them.

Our Directors may also be interested to the extent of Equity Shares, if any (together with dividends in respect of such Equity Shares), held by them or held by the entities in which they are associated as partners, promoters, directors, proprietors, members or trustees, or that may be subscribed by or allotted to the companies, firms, ventures, trusts in which they are interested as promoters, directors, partners, proprietors, members or trustees, pursuant to the Offer and any dividend and other distributions payable in respect of such Equity Shares. Additionally, Supam Maheshwari and Sanket Hattimattur are also the Selling Shareholders in the Offer.

Certain of our Directors may be deemed to be interested in the contracts, agreements/arrangements entered into or to be entered into by our Company with any company which is promoted by them or in which they hold directorships or any partnership firm in which they are partners in the ordinary course of business.

Except in the ordinary course of business and as disclosed in “**Other Financial Information – Related Party Transactions**” at page 521, our Directors do not have any other business interest in our Company.

Interest in land and property

None of our Directors are interested in any property acquired or proposed to be acquired of or by our Company.

None of our Directors have any interest in any transaction by our Company for acquisition of land, construction of building or supply of machinery.

Interest in promotion or formation of our Company

Our Company does not have any identifiable promoter in terms of the SEBI ICDR Regulations and the Companies Act 2013.

Confirmations

Our Directors are not, and during the five years prior to the date of this Red Herring Prospectus, have not been on the board of any listed company whose shares have been/ were suspended from being traded on the stock exchange(s) during the term of his/her directorship in such company.

None of our Directors have been or are directors on the board of any listed companies which was or has been delisted from any stock exchange(s) during the term of their directorship in such companies.

No consideration in cash or shares or otherwise has been paid, or agreed to be paid to any of our Directors, or to the firms or companies in which they are interested as a member by any person either to induce such director to become, or to help such director to qualify as a Director, or otherwise for services rendered by him/her or by the firm or company in which he/she is interested, in connection with the promotion or formation of our Company.

Changes in our Board during the last three years

The changes in our Board during the three years immediately preceding the date of this Red Herring Prospectus are set forth below.

Name of Director	Date of Change	Reasons
Puneet Renjhen	July 10, 2024	Appointment as an additional Non – Executive Director****
Amitava Saha	December 26, 2023	Resignation as a non – executive director
Simit Batra	December 26, 2023	Resignation as a non – executive director
Puneet Renjhen	December 26, 2023	Resignation as a non – executive director
Atul Gupta	December 26, 2023	Resignation as a non – executive director
Vikas Agnihotri	December 26, 2023	Resignation as a non – executive director
Amit Gupta	December 26, 2023	Resignation as a non – executive director
Simit Batra	May 25, 2023	Appointment as an additional non – executive director**
Akshay Tanna	May 24, 2023	Resignation as a director
Puneet Renjhen	April 24, 2023	Appointment as an additional non – executive director**
Zhooben Bhiwandiwala	April 12, 2023	Resignation as a director
Sanket Hattimattur	May 5, 2022	Appointment as additional Executive Director*
Bala C Deshpande	May 2, 2022	Appointment as an additional Independent Director*
Gopalakrishnan Jagadeeswaran	May 2, 2022	Appointment as an additional Independent Director*
Sujata Vilas Bogawat	May 2, 2022	Appointment as an additional Independent Director*
Neeraj Sagar	April 22, 2022	Appointment as an additional Independent Director*
Munish Ravinder Verma	January 12, 2022	Resignation as a non – executive director
Vikas Agnihotri	January 12, 2022	Appointment as an additional non – executive director*
Vikas Agnihotri	January 12, 2022	Resignation as an alternate director
Vikas Agnihotri	December 10, 2021	Appointment as an alternate director

* Regularized pursuant to a resolution passed in the AGM dated August 29, 2022.

** Regularized pursuant to a resolution passed in the AGM dated September 29, 2023.

*** Regularized pursuant to a resolution passed in the AGM dated July 22, 2024.

Borrowing Powers

Pursuant to Section 180(1)(c) and other applicable provisions, if any, of the Companies Act 2013 and our Articles of Association, subject to applicable laws and pursuant to the resolution passed by our Board dated December 21, 2023 and the special resolution passed by our Shareholders on December 21, 2023, our Board has been authorised to borrow any sum or sums of money from time to time at their discretion for the purpose of the business of our Company, from any one or more banks, financial institutions, mutual funds and other persons, firms, bodies corporate or by way of loans or credit facilities (fund based or non-fund based) or by issue of bonds on such terms and conditions and with or without security as our Board may think fit, which together with the moneys already borrowed by our Company (apart from the temporary loans obtained from the bankers of our Company in the ordinary course of business) and being borrowed by our Board shall not at any time exceed the amount of ₹5,000 million irrespective of the fact that such aggregate amount of borrowings outstanding at any time may exceed the aggregate for the time being of the paid-up capital of our Company and its free reserves that is to say reserves not set apart for any specific purpose.

Corporate Governance

As on the date of this Red Herring Prospectus, there are eight Directors on our Board comprising two Executive Directors, two Non-Executive Directors and four Independent Directors. Further, we have two independent women directors on our Board. Neeraj Sagar, Independent Director on our Board has been appointed as independent director on the board of our Material Subsidiaries i.e., Globalbees Brands and Firstcry Management and Sujata Vilas Bogawat, Independent Director on our Board has also been appointed as independent director on the board of our Indian Material Subsidiary i.e., Digital Age.

Our Board functions either as a full board or through various committees constituted to oversee specific functions. Our Company is in compliance with the corporate governance norms prescribed under the SEBI Listing Regulations and the Companies Act 2013 in relation to the composition of our Board and constitution of committees thereof.

Our Company undertakes to take all necessary steps to continue to comply with all the applicable requirements of SEBI Listing Regulations and the Companies Act 2013.

Board committees

Our Company has constituted the following Board committees in terms of the SEBI Listing Regulations, and the Companies Act 2013:

- (a) Audit Committee;
- (b) Nomination and Remuneration Committee;
- (c) Stakeholders' Relationship Committee;
- (d) Risk Management Committee; and
- (e) Corporate Social Responsibility Committee.

Audit Committee

The Audit Committee was constituted by way of a Board resolution dated May 2, 2022. The Audit Committee is in compliance with Section 177 and other applicable provisions of the Companies Act 2013 and Regulation 18 of the SEBI Listing Regulations. The Audit Committee currently comprises:

S. No.	Name of our Director	Designation
1.	Gopalakrishnan Jagadeeswaran	Chairperson
2.	Bala C Deshpande	Member
3.	Neeraj Sagar	Member
4.	Sujata Vilas Bogawat	Member

The Company Secretary shall act as the secretary to the Audit Committee.

Scope and terms of reference:

The Audit Committee shall be responsible for, among other things, as may be required by the stock exchange(s) from time to time, the following:

Powers of Audit Committee

A. Powers of Audit Committee

The Audit Committee shall have powers, including the following:

- (1) to investigate any activity within its terms of reference;
- (2) to seek information from any employee;
- (3) to obtain outside legal or other professional advice;
- (4) to secure attendance of outsiders with relevant expertise, if it considers necessary; and
- (5) such other powers as may be prescribed under the Companies Act 2013 and the SEBI Listing Regulations.

Role of Audit Committee

The role of the Audit Committee shall include the following:

- (1) oversight of financial reporting process and the disclosure of financial information relating to Brainbees Solutions Limited (the “**Company**”) to ensure that the financial statements are correct, sufficient and credible;
- (2) recommendation to the board of directors of the Company (the “**Board**” or “**Board of Directors**”) for appointment, re-appointment, replacement, remuneration and terms of appointment of statutory auditors of the Company and the fixation of the audit fee;
- (3) approval of payment to statutory auditors for any other services rendered by the statutory auditors;
- (4) examining and reviewing, with the management, the annual financial statements and auditor's report thereon before submission to the Board for approval, with particular reference to:
 - a. Matters required to be included in the director's responsibility statement to be included in the Board's report in terms of clause (c) of sub-section 3 of section 134 of the Companies Act 2013;
 - b. Changes, if any, in accounting policies and practices and reasons for the same;
 - c. Major accounting entries involving estimates based on the exercise of judgment by management;
 - d. Significant adjustments made in the financial statements arising out of audit findings;
 - e. Compliance with listing and other legal requirements relating to financial statements;
 - f. Disclosure of any related party transactions; and
 - g. Modified opinion(s) in the draft audit report.
- (5) reviewing, with the management, the quarterly, half-yearly and annual financial statements before submission to the Board for approval;
- (6) reviewing, with the management, the statement of uses / application of funds raised through an issue (public issue, rights issue, preferential issue, etc.), the statement of funds utilized for purposes other than those stated in the Offer document / prospectus / notice and the report submitted by the monitoring agency monitoring the utilisation of proceeds of a public or rights issue or preferential issue or qualified institutions placement, and making appropriate recommendations to the Board to take up steps in this matter. This also includes monitoring the use/application of the funds raised through the proposed initial public offering by the Company;
- (7) reviewing and monitoring the auditor's independence and performance, and effectiveness of audit process;
- (8) approval of any subsequent modification of transactions of the Company with related parties and omnibus approval for related party transactions proposed to be entered into by the Company, subject to the conditions as may be prescribed, by the independent directors who are members of the Audit

Committee;

- a. Recommend criteria for omnibus approval or any changes to the criteria for approval of the Board;
- b. Make omnibus approval for related party transactions proposed to be entered into by the Company for every financial year as per the criteria approved;
- c. Review of transactions pursuant to omnibus approval;
- d. Make recommendation to the Board, where Audit Committee does not approve transactions other than the transactions falling under Section 188 of the Companies Act 2013.

***Explanation:** The term "related party transactions" shall have the same meaning as provided in Clause 2(zc) of the SEBI Listing Regulations and/or the applicable Accounting Standards and/or the Companies Act 2013.*

- (9) scrutiny of inter-corporate loans and investments;
- (10) valuation of undertakings or assets of the Company, wherever it is necessary;
- (11) evaluation of internal financial controls and risk management systems;
- (12) reviewing, with the management, performance of statutory and internal auditors, and adequacy of the internal control systems;
- (13) reviewing the adequacy of internal audit function, if any, including the structure of the internal audit department, staffing and seniority of the official heading the department, reporting structure coverage and frequency of internal audit;
- (14) discussion with internal auditors of any significant findings and follow-up thereon;
- (15) reviewing the findings of any internal investigations by the internal auditors into matters where there is suspected fraud or irregularity or a failure of internal control systems of a material nature and reporting the matter to the Board;
- (16) discussion with statutory auditors before the audit commences, about the nature and scope of audit as well as post-audit discussion to ascertain any area of concern;
- (17) looking into the reasons for substantial defaults in the payment to depositors, debenture holders, shareholders (in case of non-payment of declared dividends) and creditors;
- (18) reviewing the functioning of the whistle blower mechanism;
- (19) overseeing the vigil mechanism established by the Company, with the chairman of the Audit Committee directly hearing grievances of victimization of employees and directors, who used vigil mechanism to report genuine concerns in appropriate and exceptional cases;
- (20) approval of appointment of chief financial officer (i.e., the whole-time finance Director or any other person heading the finance function or discharging that function) after assessing the qualifications, experience and background, etc. of the candidate;
- (21) reviewing the utilization of loans and/or advances from/investment by the holding company in the subsidiary exceeding ₹1,000,000,000 or 10% of the asset size of the subsidiary, whichever is lower including existing loans/ advances/ investments existing as on the date of coming into force of this provision;
- (22) review the financial statements, in particular, the investments made by any unlisted subsidiary;
- (23) considering and commenting on rationale, cost-benefits and impact of schemes involving merger, demerger, amalgamation etc., on the listed entity and its shareholders;
- (24) approving the key performance indicators ("KPIs") for disclosure in the offer documents, and approval of KPIs once every year, or as may be required under applicable law; and

(25) carrying out any other functions required to be carried out by the Audit Committee as may be decided by the Board and/or as provided under the Companies Act 2013, the SEBI Listing Regulations or any other applicable law, as and when amended from time to time.

The Audit Committee shall mandatorily review the following information:

- management’s discussion and analysis of financial condition and results of operations;
- statement of significant related party transactions (as defined by the Audit Committee), submitted by management;
- management letters/ letters of internal control weaknesses issued by the statutory auditors;
- internal audit reports relating to internal control weaknesses;
- the appointment, removal and terms of remuneration of the chief internal auditor; and
- statement of deviations in terms of the SEBI Listing Regulations:
 - a. quarterly statement of deviation(s) including report of monitoring agency, if applicable, submitted to stock exchange(s) where the Equity Shares are proposed to be listed in terms of the SEBI Listing Regulations;
 - b. annual statement of funds utilised for purposes other than those stated in the offer document/ prospectus/ notice in terms of the SEBI Listing Regulations.

Nomination and Remuneration Committee

The Nomination and Remuneration Committee was and was re-constituted by way of a Board resolution dated December 16, 2023 and the terms of reference of the Nomination and Remuneration Committee are in compliance with Section 178 and other applicable provisions of the Companies Act 2013 and Regulation 19 of the SEBI Listing Regulations. The Nomination and Remuneration Committee currently comprises:

S. No.	Name of our Director	Designation
1.	Neeraj Sagar	Chairperson
2.	Bala C Deshpande	Member
3.	Sujata Vilas Bogawat	Member

Scope and terms of reference:

The Nomination and Remuneration Committee shall be responsible for, among other things, the following:

- (1) Formulation of the criteria for determining qualifications, positive attributes and independence of a director and recommend to the Board of Directors a policy relating to the remuneration of the directors, key managerial personnel and other employees (“**Remuneration Policy**”);
- (2) For every appointment of an independent director, the Nomination and Remuneration Committee shall evaluate the balance of skills, knowledge and experience on the Board and on the basis of such evaluation, prepare a description of the role and capabilities required of an independent director. The person recommended to our Board for appointment as an independent director shall have the capabilities identified in such description. For the purpose of identifying suitable candidates, the Committee may (a) use the services of external agencies, if required; (b) consider candidates for a wide range of backgrounds, having due regard to diversity; and (c) consider the time commitments of the candidates.
- (3) Formulation of criteria for evaluation of performance of independent directors and our Board;
- (4) Devising a policy on Board diversity;
- (5) Identifying persons who are qualified to become directors and who may be appointed in senior management in accordance with the criteria laid down, and recommend to the Board their appointment and removal and carrying out evaluation of every director’s performance (including independent director);

- (6) Analysing, monitoring and reviewing various human resource and compensation matters;
- (7) Determining our Company's policy on specific remuneration packages for executive directors including pension rights and any compensation payment, and determining remuneration packages of such directors;
- (8) Whether to extend or continue the term of appointment of the independent director, on the basis of the report of performance evaluation of independent directors;
- (9) Determining and recommending to our Board, compensation levels payable to the senior management personnel and other staff (as deemed necessary), which shall be market-related, usually consisting of a fixed and variable component;
- (10) Carrying out any other functions required to be carried out by the Nomination and Remuneration Committee as contained in the SEBI Listing Regulations or any other applicable law, as and when amended from time to time.
- (11) The Nomination and Remuneration Committee, while formulating the Remuneration Policy, should ensure that —
 - (a) the level and composition of remuneration be reasonable and sufficient to attract, retain and motivate directors of the quality required to run our Company successfully;
 - (b) relationship of remuneration to performance is clear and meets appropriate performance benchmarks; and
 - (c) remuneration to directors, key managerial personnel and senior management involves a balance between fixed and incentive pay reflecting short and long term performance objectives appropriate to the working of the Company and its goals.
- (12) Perform such functions as are required to be performed by the Nomination and Remuneration Committee under the SEBI SBEBSE Regulations, as amended, including the following:
 - (a) administering any employee stock option schemes (the "**Plans**");
 - (b) determining the eligibility of employees to participate under the Plans;
 - (c) granting options to eligible employees and determining the date of grant;
 - (d) determining the number of options to be granted to an employee;
 - (e) determining the exercise price under the Plans; and
 - (f) construing and interpreting the Plans and any agreements defining the rights and obligations of our Company and eligible employees under the Plans, and prescribing, amending and/or rescinding rules and regulations relating to the administration of the Plans.
- (13) Frame suitable policies, procedures and systems to ensure that there is no violation of securities laws, as amended from time to time, including:
 - (a) the Securities and Exchange Board of India (Prohibition of Insider Trading) Regulations, 2015; and
 - (b) the Securities and Exchange Board of India (Prohibition of Fraudulent and Unfair Trade Practices Relating to the Securities Market) Regulations, 2003, by the trust, the Company and its employees, as applicable.
- (14) Carrying out any other activities as may be delegated by the Board of Directors of the Company functions required to be carried out by the Nomination and Remuneration Committee as provided under the Companies Act 2013, the SEBI Listing Regulations or any other applicable law, as and when amended from time to time.

Stakeholders' Relationship Committee

The Stakeholders' Relationship Committee was reconstituted by a resolution of our Board dated December 16, 2023. The composition and terms of reference of the Stakeholders' Relationship Committee are in compliance with Section 178 of the Companies Act 2013 and Regulation 20 of the SEBI Listing Regulations. The Stakeholders' Relationship Committee currently comprises:

S. No.	Name of our Director	Designation
1.	Sujata Vilas Bogawat	Chairperson
2.	Bala C Deshpande	Member
3.	Supam Maheshwari	Member

Scope and terms of reference:

The Stakeholders' Relationship Committee shall be responsible for, among other things, as may be required by the under applicable law, the following:

- (1) considering and looking into various aspects of interest of shareholders, debenture holders and other security holders
- (2) resolving the grievances of the security holders of the listed entity including complaints related to transfer/transmission of shares, non-receipt of annual report, non-receipt of declared dividends, issue of new/duplicate certificates, general meetings etc.;
- (3) giving effect to allotment of Equity Shares, approval of transfer or transmission of Equity Shares, debentures or any other securities;
- (4) issue of duplicate certificates and new certificates on split/consolidation/renewal, etc.;
- (5) review of measures taken for effective exercise of voting rights by shareholders;
- (6) review of adherence to the service standards adopted by the listed entity in respect of various services being rendered by the Registrar & Share Transfer Agent; and
- (7) review of the various measures and initiatives taken by the listed entity for reducing the quantum of unclaimed dividends and ensuring timely receipt of dividend warrants/annual reports/statutory notices by the shareholders of the company.
- (8) carrying out any other functions required to be carried out by the Stakeholders' Relationship Committee as contained in the Companies Act 2013 or the SEBI Listing Regulations or any other applicable law, as and when amended from time to time.

Risk Management Committee

The Risk Management Committee was reconstituted by a resolution of our Board dated December 16, 2023. The composition and terms of reference of the Risk Management Committee are in compliance with Regulation 21 of the SEBI Listing Regulations. The Risk Management Committee currently comprises:

S. No.	Name of our Director	Designation
1.	Supam Maheshwari	Chairperson
2.	Gopalakrishnan Jagadeeswaran	Member
3.	Sanket Hattimattur	Member
4.	Gautam Sharma	Member

Scope and terms of reference:

The Risk Management Committee shall be responsible for, among other things, as may be required by the under applicable law, the following:

- (1) Review, assess and formulate the risk management system and policy of the Company from time to time and recommend for an amendment or modification thereof, which shall include: (a) a framework for identification of internal and external risks specifically faced by the Company, in particular including financial, operational, sectoral, sustainability (particularly, environment, social and governance related risks), information, cyber security risks or any other risk as may be determined by the Risk Management Committee; (b) measures for risk mitigation including systems and processes for internal control of identified risks; and (c) business continuity plan;
- (2) Ensure that appropriate methodology, processes and systems are in place to monitor and evaluate risks associated with the business of the Company;
- (3) Monitor and oversee implementation of the risk management policy, including evaluating the adequacy of risk management systems;
- (4) Periodically review the risk management policy, at least once in two years, including by considering the changing industry dynamics and evolving complexity, and recommend for any amendment or

modification thereof, as necessary;

- (5) Keep the Board of the Company informed about the nature and content of its discussions, recommendations and actions to be taken;
- (6) Review the appointment, removal and terms of remuneration of the Chief Risk Officer (if any);
- (7) To implement and monitor policies and/or processes for ensuring cyber security;
- (8) To coordinate its activities with other committees, in instances where there is any overlap with activities of such committees, as per the framework laid down by the Board; and
- (9) Any other similar or other functions as may be laid down by Board from time to time and/or as may be required under applicable law, as and when amended from time to time, including the Securities and Exchange Board of India (Listing Obligations and Disclosure Requirements) Regulations, 2015.

Corporate Social Responsibility Committee

The Corporate Social Responsibility Committee was reconstituted by a resolution of our Board dated December 16, 2023. The composition and terms of reference of the Corporate Social Responsibility Committee are in compliance with Section 135 and other applicable provisions of the Companies Act 2013. The Corporate Social Responsibility Committee currently comprises:

S. No.	Name of our Director	Designation
1.	Supam Maheshwari	Chairperson
2.	Neeraj Sagar	Member
3.	Sanket Hattimattur	Member

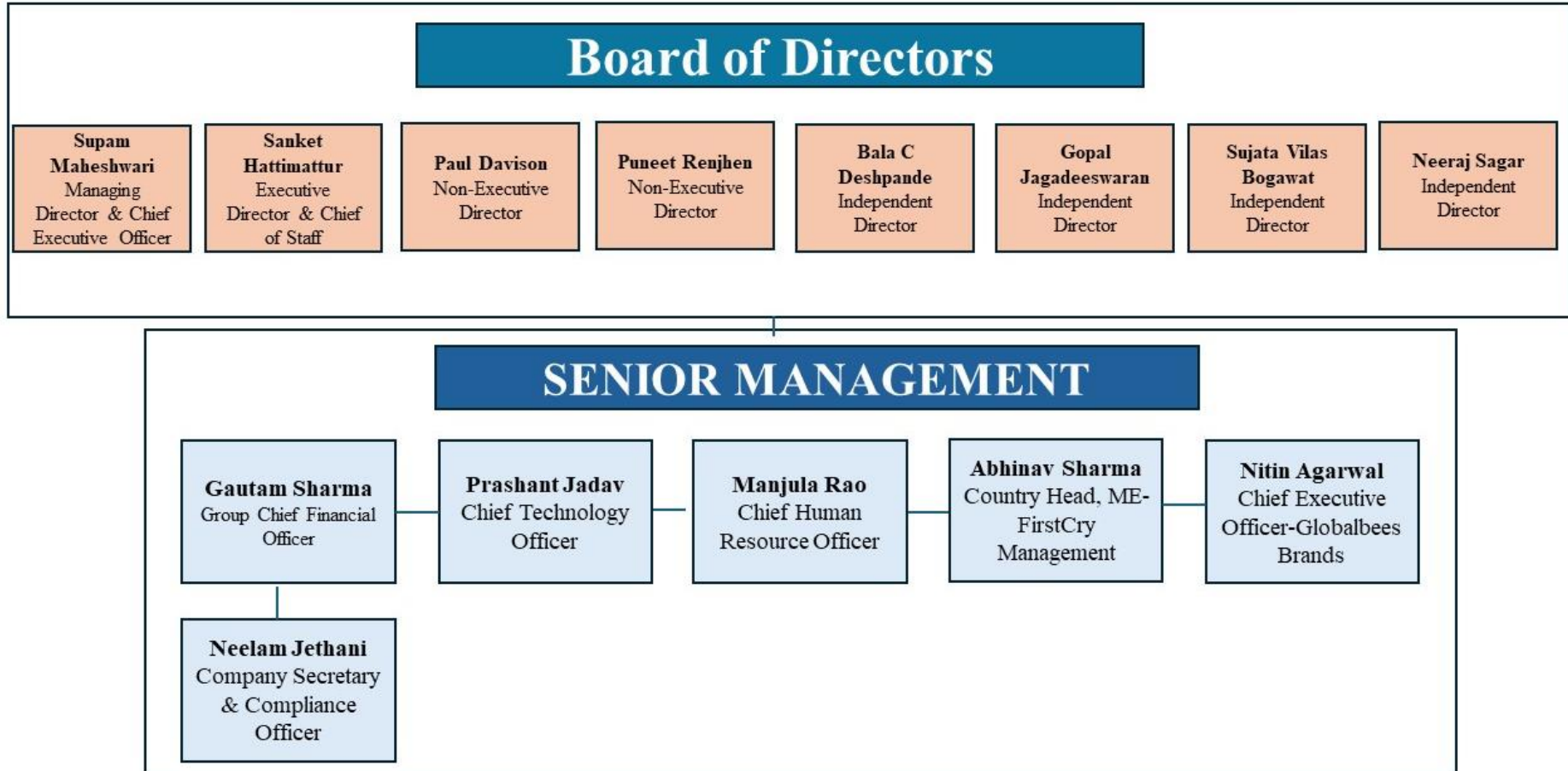
Scope and terms of reference:

The Corporate Social Responsibility Committee shall be authorized to perform the following functions:

- (1) formulate and recommend to the Board, a “Corporate Social Responsibility Policy” which shall indicate the activities to be undertaken by our Company as specified in Schedule VII of the Companies Act 2013, as amended and the rules made thereunder, as amended, monitor the implementation of the same from time to time, and make any revisions therein as and when decided by the Board;
- (2) review and recommend the amount of expenditure to be incurred on the activities referred to in clause (1);
- (3) instituting a transparent monitoring mechanism for implementation of the corporate social responsibility projects or programs or activities undertaken by our Company;
- (4) identifying corporate social responsibility policy partners and corporate social responsibility policy programmes;
- (5) monitor the corporate social responsibility policy of our Company and its implementation from time to time; and
- (6) any other matter as the Corporate Social Responsibility Committee may deem appropriate after approval of the Board or as may be directed by the Board from time to time and/or as may be required under applicable law, as and when amended from time to time.

[The remainder of this page has been intentionally left blank]

Management Organization Chart



Key Managerial Personnel and Senior Management

Key Managerial Personnel

The details of the Key Managerial Personnel, as of the date of this Red Herring Prospectus are as follows:

In addition to Supam Maheshwari, our Managing Director and Chief Executive Officer and Sanket Hattimattur our Executive Director and Chief of Staff whose details are provided in “*Brief Profiles of our Directors*” above, the details of our other Key Managerial Personnel as on the date of this Red Herring Prospectus are set forth below:

Gautam Sharma is our Group Chief Financial Officer. He is responsible for finance function, fund- raising, regulatory and strategic planning in our Company. He holds a bachelor’s degree in commerce from Gujarati Commerce College, Indore, Madhya Pradesh, India. He is an associate member of the Institute of Chartered Accountants of India and a fellow member with the Institute of Company Secretaries of India. Prior to joining our Company, he has worked with Birla Ericsson Optical Limited, Minda Valeo Security Systems Private Limited, Reliance Industries Limited and Vindhya Telelinks Limited. He joined our Company on May 28, 2012. Gautam Sharma has been awarded the title “Best CFO E-Commerce” at the India CFO Award 2024 by Biz Integration and “Group CFO of the Year – Large Enterprises” at the CFO Awards’ 24 by the Economic Times. Gautam Sharma received an aggregate compensation of ₹ 16.41^{*#} million for Fiscal 2024 including variable pay and bonus of ₹ 2.73 million paid for the Fiscal 2023 and excludes ₹ 2.95 million variable pay and bonus for Fiscal 2024 paid in Fiscal 2025.

Neelam Jethani is our Company Secretary and Compliance Officer. She is responsible for setting up a compliance framework to ensure regulatory and legal compliance, licensing, etc., and overseeing the governance structure in our Company. She holds a bachelor’s degree in science from University of Pune, Pune, Maharashtra, India (formerly known as University of Poona) and a bachelor’s degree in law from Savitribai Phule, Pune University, Pune, Maharashtra, India (formerly University of Pune). She is an associate of the Institute of Company Secretaries of India. Prior to joining our Company, she has worked with Schaeffler India Limited, Persistent Systems Limited and KPIT Technologies Limited (formerly known as KPIT Cummins Infosystems Limited). She joined our Company on December 1, 2022 and she was appointed as Company Secretary and Compliance Officer on December 16, 2022. Neelam Jethani received an aggregate compensation of ₹ 2.47^{*#} million for Fiscal 2024 including variable pay and bonus of ₹ 0.65 million paid for the Fiscal 2023 and excludes ₹ 0.22 million variable pay and bonus for Fiscal 2024 payable in Fiscal 2025.

Senior Management

In addition to our Group Chief Financial Officer, Gautam Sharma and our Company Secretary and Compliance Officer, Neelam Jethani, who are also our Key Managerial Personnel and whose details have been disclosed above, the details of our Senior Management as on the date of this Red Herring Prospectus are set forth below.

Prashant Jadhav is our Chief Technology Officer. He heads and is responsible for the IT function in our Company. He holds a bachelor’s degree in arts (politics) from Shivaji University, Kolhapur, Maharashtra, India. Prior to joining our Company, he has worked with Brainvisa Technologies Private Limited. He joined our Company on September 9, 2010. Prashant Jadhav received an aggregate compensation of ₹ 19.02^{*#} million for Fiscal 2024 including variable pay and bonus of ₹ 6.03 million paid for the Fiscal 2023 and excludes ₹ 6.63 million variable pay and bonus for Fiscal 2024 paid in Fiscal 2025.

Manjula Rao is our Chief Human Resources Officer. She is responsible for the complete HR function in our Company. She holds a bachelor’s degree in commerce (banking and finance, business law, taxation and auditing) and a master’s degree in personnel management from University of Pune, Pune, Maharashtra, India. Prior to joining our Company, she has worked with Project Concern International, Population Services International and Saertex India Private Limited. She joined our Company on August 1, 2011. Manjula Rao received an aggregate compensation of ₹ 6.93^{*#} million for Fiscal 2024 including variable pay and bonus of ₹ 0.84 million paid for the Fiscal 2023 and excludes ₹ 1.24 million variable pay and bonus for Fiscal 2024 paid in Fiscal 2025.

Abhinav Sharma is the Country Head – ME of our Subsidiary, Firstcry Management. He heads the business in Middle East and is responsible for international expansion in Middle East. He holds a bachelor’s degree in engineering (mechanical) from the Maharashtra Institute of Technology, University of Pune, Pune, Maharashtra, India and a master’s degree of science in industrial engineering from the University of Texas, Arlington, Texas, United States of America. Prior to joining Firstcry Management, he has worked with Fossil Inc and Flipkart India

Private Limited. He joined Firstcry Management on July 1, 2019. He has also been associated with Firstcry Trading since November 11, 2020 as a General Manager. Abhinav Sharma received aggregate compensation of ₹ 20.03^{#^} million for Fiscal 2024 from our Subsidiaries, Firstcry Management and Firstcry Trading including variable pay of ₹ 1.38 million for Fiscal 2024 paid in Fiscal 2025.

Nitin Agarwal is our Chief Executive Officer of our Subsidiary Globalbees Brands. He is responsible for heading the business in Globalbees Brands. He holds a bachelor's degree in technology (civil engineering) from Indian Institute of Technology, Delhi, New Delhi, India. Prior to joining Globalbees Brands, he has worked with Wecash India Private Limited and Edelweiss Financial Services Limited. He joined Globalbees Brands on May 3, 2021. Nitin Agarwal received aggregate compensation of ₹ 9.97^{**#} million for Fiscal 2024 from our Subsidiary, Globalbees Brands.

**Remuneration to our Key Managerial Personnel and Senior Management includes short term employment benefits and excludes provisions for gratuity and compensated absences benefit which have been actuarially determined for the Group as a whole and hence amounts pertaining to our Key Managerial Personnel and Senior Management cannot be determined.*

*** Remuneration to Senior Management includes short term employment benefits and excludes provisions for gratuity and also excludes perquisite value of employee stock options and compensated absences benefit which have been actuarially determined for the Group as a whole and hence amounts pertaining to the Senior Management cannot be determined.*

Excluding Share based payments accrual.

^Converted to Indian Rupees @ ₹22.53 per Emirati Dirham.

Status of Key Managerial Personnel and Senior Management

Except for Abhinav Sharma who is an employee of our Subsidiaries, Firstcry Management and Firstcry Trading and Nitin Agarwal who is an employee of our Subsidiary, Globalbees Brands, all our Key Managerial Personnel and Senior Management are permanent employees of our Company.

Bonus or profit sharing plan for the Key Managerial Personnel and Senior Management

Except as disclosed above under **“Our Management - Terms of appointment of our Executive Directors”**, none of our Key Managerial Personnel or Senior Management are party to any bonus or profit-sharing plan of our Company.

Shareholding of Key Managerial Personnel and Senior Management in our Company

Except as disclosed in **“Capital Structure – Shareholding of our Directors, Key Managerial Personnel and Senior Management in our Company”** on page 213, none of our Key Managerial Personnel or Senior Management hold any Equity Shares or Preference Shares in our Company as on the date of this Red Herring Prospectus.

Service Contracts with Key Managerial Personnel and Senior Management

Our Company has not entered into any service contracts, pursuant to which its Key Managerial Personnel or Senior Management are entitled to benefits upon termination of employment. Except statutory benefits upon termination of their employment in our Company or superannuation, no Key Managerial Personnel or Senior Management are entitled to any benefit upon termination of employment or superannuation.

Contingent and deferred compensation payable to Key Managerial Personnel and Senior Management

Except for the variable pay/bonus amount for Fiscal 2024 to Neelam Jethani, which is subject to finalization in accordance with the terms of her appointment, limits prescribed under applicable law and closure of books of account, there is no contingent or deferred compensation payable to our Key Managerial Personnel or Senior Management, which does not form part of their remuneration.

Arrangements and understanding with major shareholders, customers, suppliers or others

None of the Key Managerial Personnel or Senior Management of our Company have been appointed pursuant to any arrangement or understanding with our major shareholders, customers, suppliers or others.

Interest of Key Managerial Personnel and Senior Management

For details of the interest of our Executive Directors in our Company, see “*Interest of Directors*” above.

None of our Key Managerial Personnel or Senior Management have any interest in our Company except to the extent of their remuneration or benefits to which they are entitled to as per their terms of appointment and reimbursement of expenses incurred by them in the ordinary course of business. Additionally, Gautam Sharma, Prashant Jadhav, Manjula Rao and Abhinav Sharma are Selling Shareholders in the Offer. Further, our Key Managerial Personnel and Senior Management may also be deemed to be interested to the extent of loans provided to them by our Company. For further details on loans taken by our Key Managerial Personnel, please see “*Other Financial Information – Related Party Transactions*” on page 521.

Further, our Key Managerial Personnel or Senior Management may be regarded as interested in the Equity Shares which may be allotted to them (together with dividends in respect of such Equity Shares). Our Key Managerial Personnel or Senior Management may also be deemed to be interested to the extent of options granted to them under the Employee Stock Option Plans. For details, see “*Capital Structure – Employee Stock Option Plans*” on page 176.

Except for Gautam Sharma, our Key Managerial Personnel and Manjula Rao, our Senior Management who have taken loans from the Company for an amount of ₹ 75.58 million and ₹ 19.02 million, respectively, no loans have been availed by our Key Managerial Personnel or Senior Management from our Company as on the date of this Red Herring Prospectus. For further details on loans taken by our Key Managerial Personnel, please see “*Other Financial Information – Related Party Transactions*” on page 521.

Changes in Key Managerial Personnel or Senior Management during the last three years

Other than the changes in our Executive Directors under “*Our Management - Changes to our Board in the last three years*” above and as set forth below, there are no other changes in our Key Managerial Personnel or Senior Management in the three years immediately preceding the date of this Red Herring Prospectus:

Name	Date	Reason
Supam Maheshwari	December 1, 2023	Appointment as Chief Executive Officer
Neelam Jethani	December 16, 2022	Appointment as Company Secretary and Compliance Officer
Samantha Rego	October 3, 2022	Resignation as company secretary

Employee stock option and stock purchase schemes

For details of the employee stock option scheme of our Company, see “*Capital Structure – Employee Stock Option Plans*” on page 176.

Payment or benefit to Key Managerial Personnel and Senior Management of our Company

Except for Gautam Sharma, our Key Managerial Personnel and Manjula Rao, our Senior Management who have taken loans from the Company for an amount of ₹ 75.58 million and ₹ 19.02 million, respectively, no non-salary related amount or benefit has been paid or given to any officer of our Company including our Key Managerial Personnel and Senior Management within the two years preceding the date of this Red Herring Prospectus or is intended to be paid or given, other than in the ordinary course of their employment. For further details on loans taken by our Key Managerial Personnel, please see “*Other Financial Information – Related Party Transactions*” on page 521.

OUR PRINCIPAL SHAREHOLDERS

Our Company does not have an identifiable promoter in terms of SEBI ICDR Regulations and the Companies Act 2013. Consequently, there are no members forming part of the 'promoter group' in terms of the SEBI ICDR Regulations.

Principal Shareholders

1. *Shareholders who control 15% or more of the voting rights in our Company*

Except for SVF Frog (Cayman) Ltd, who holds 25.53 % on a fully diluted basis of the issued and paid up share capital of our Company, as on the date of this Red Herring Prospectus, no Shareholder individually or as a group controls 15% or more of the voting rights in our Company. See "**Capital Structure – Notes to Capital Structure – Details of shareholding of the major Shareholders of our Company**" and "**History and Certain Corporate Matters – Summary of key agreements and shareholders' agreements – Shareholders' Agreement**" on pages 174 and 322, respectively.

2. *Persons who have the right to appoint director(s) on our Board*

In terms of the SHA: (i) the Board of Directors shall include up to three directors from amongst the management of the Company. This will include the Managing Director, the Chief of Staff and a director who shall be nominated by the Nomination and Remuneration Committee; (ii) SVF Frog (Cayman) Ltd or any other person who executes a deed of adherence in the capacity of a series E investor with the written approval of SVF Frog (Cayman) Ltd, shall have the right to nominate two Directors; (iii) each of TPG, PI Opportunities I, NewQuest and M&M shall have the right to nominate one Director; (iv) any security holder owning at least 7% but less than 25% of the paid-up share capital of our Company in issue from time to time shall have the right to nominate one Director (provided that any security holder with the right to appoint a Director under points (ii) and (iii) above shall not be entitled to appoint any additional Directors under this point); (v) any security holder owning at least 25% of the paid-up share capital of our Company in issue from time to time shall have the right to nominate two Directors (provided that SVF Frog (Cayman) Ltd or any other person who executes a deed of adherence in the capacity of a series E investor with the written approval of SVF Frog (Cayman) Ltd, shall not be entitled to appoint any Directors additional to the directors appointed under (ii) above under this point); and (vi) those investors whose rights to appoint a Director under points (ii) and (iii) have fallen away and ceased to exist in accordance with the SHA but who collectively own at least 10% of the paid-up share capital of the shares of our Company in issue from time to time shall have the collective right to nominate one Director. Irrespective of whether or not they have a right to appoint a director or not, SVF Frog (Cayman) Ltd (or any other person who executes a deed of adherence in the capacity of a series E investor with the written approval of SVF Frog (Cayman) Ltd), TPG, PI Opportunities I, NextGen, the AAS Entities, Valiant, M&M, NewQuest and Existing IDGVI Group each has the right to nominate a representative to observe all meetings of the Board and its committees in a non-voting capacity, and shall be entitled to simultaneously receive all information, communications and documents made available to the Directors.

Further, without prejudice to the rights or claims accrued to any party under the SHA prior to termination and except for the surviving provisions (such as provisions on termination, confidentiality, arbitration, indemnity and other miscellaneous provisions), the SHA shall terminate and fall away upon the completion of the Offer, i.e., receipt of the listing and trading approval for the listing of the Equity Shares on the Stock Exchanges. Additionally, the parties have entered in to the SHA Amendment Agreement in order to amend the SHA and also facilitate the Offer. For details, see "**History and Certain Corporate Matters – Summary of key agreements and shareholders' agreements - Shareholders' Agreement**" and "**Our Management**" on pages 322 and 350, respectively.

DIVIDEND POLICY

The declaration and payment of dividend on the Equity Shares, if any will be recommended by our Board and approved by our Shareholders, at their discretion subject to the provisions of the Articles of Association and applicable law, including the Companies Act 2013 and rules made thereunder, to the extent applicable to our Company, and the SEBI Listing Regulations and the dividend policy of our Company, which may be reviewed and amended periodically by the Board.

The dividend distribution policy of our Company was approved and adopted by our Board pursuant to its resolution dated December 24, 2023. Our dividend distribution policy stipulates certain financial parameters and internal and external factors which will be considered before declaration of dividend by our Board. Such parameters and factors include, among others, profits earned during the financial year, retained earnings, expected future capital/liquidity requirements, political, tax and regulatory changes, if any, on distribution of dividends, capital expenditure requirements, significant changes in the business or technological environment and such other factors and or material events which our Board may consider. For details in relation to our ability to pay dividends, see “***Risk Factor – External Risk Factors – We cannot assure payment of dividends on the Equity Shares in the future***” on page 137.

Our Company has not declared any dividends on our Equity Shares or Preference Shares in the last three Fiscals and for the period from April 1, 2024 until the date of this Red Herring Prospectus.

SECTION V – FINANCIAL INFORMATION

FINANCIAL STATEMENTS

Sr. No.	Particulars	Page Nos.
1.	The examination report and the Restated Consolidated Financial Statements	371 to 507
2.	The Statutory Auditors report and the Unaudited Pro Forma Consolidated Financial Information	508 to 517

[The remainder of this page has been intentionally left blank]

INDEPENDENT AUDITOR'S EXAMINATION REPORT ON RESTATED CONSOLIDATED FINANCIAL INFORMATION

The Board of Directors

Brainbees Solutions Limited (Formerly known as Brainbees Solutions Private Limited)

Rajashree Business Park,
Survey No.338, Next to Sohrabh Hall,
Tadiwala Road,
Pune, 411001
Maharashtra, India

Dear Sirs,

1. We have examined the attached Restated Consolidated Financial Information of Brainbees Solutions Limited (formerly known as Brainbees Solutions Private Limited) (the "Company" or the "Issuer" or the "Holding Company"), its subsidiaries, its step down subsidiaries, its limited liability partnership and controlled trusts (the Company, its subsidiaries, step down subsidiaries, limited liability partnership and controlled trusts together referred to as the "Group"), comprising the Restated Consolidated Statement of Assets and Liabilities as of 31 March 2024, 31 March 2023 and 31 March 2022, the Restated Consolidated Statements of Profit and Loss (including other comprehensive income), the Restated Consolidated Statement of Cash Flows and the Restated Consolidated Statement of Changes in Equity, for the years ended 31 March 2024, 31 March 2023 and 31 March 2022, the Summary of Material Accounting Policy Information and other explanatory information (collectively, the "Restated Consolidated Financial Information"), as approved by the Board of Directors of the Company at their meeting held on 05 July 2024 for the purpose of inclusion in the Red Herring Prospectus and Prospectus (the "**Offer Documents**") prepared by the Company in connection with its proposed Initial Public Offer of equity shares ("IPO") and prepared in terms of the requirements of:
 - a. Section 26 of Part I of Chapter III of the Companies Act, 2013 (the "Act");
 - b. The Securities and Exchange Board of India (Issue of Capital and Disclosure Requirements) Regulations, 2018, as amended ("ICDR Regulations"); and
 - c. The Guidance Note on Reports in Company Prospectuses (Revised 2019) issued by the Institute of Chartered Accountants of India ("ICAI"), as amended from time to time (the "Guidance Note").
2. The Company's Board of Directors is responsible for the preparation of the Restated Consolidated Financial Information for the purpose of inclusion in the Offer Documents to be filed with Registrar of Companies, Maharashtra at Pune ("ROC"), Securities and Exchange Board of India, BSE Limited (BSE), National Stock Exchange of India Limited (NSE) ("Stock Exchanges") in connection with the proposed IPO. The Restated Consolidated Financial Information has been prepared by the management of the Company on the basis of preparation stated in note 2 to the Restated Consolidated Financial Information. The responsibility of respective Board of Directors of the companies, designated partners of limited liability partnership and the Trustees of the controlled trusts included in the Group includes designing, implementing and maintaining adequate internal control relevant to the preparation and presentation of the Restated Consolidated Financial Information. The respective Board of Directors, designated partners of limited liability partnership and the Trustees are also responsible for identifying and ensuring that the Group complies with the Act, ICDR Regulations and the Guidance Note.
3. We have examined such Restated Consolidated Financial Information taking into consideration:
 - a. The terms of reference and terms of our engagement agreed upon with you in accordance with our engagement letter dated 07 November 2023 in connection with the proposed IPO;
 - b. The Guidance Note also requires that we comply with the ethical requirements of the Code of Ethics issued by the ICAI;

- c. Concepts of test checks and materiality to obtain reasonable assurance based on verification of evidence supporting the Restated Consolidated Financial Information; and
- d. The requirements of Section 26 of the Act and the ICDR Regulations. Our work was performed solely to assist you in meeting your responsibilities in relation to your compliance with the Act, the ICDR Regulations and the Guidance Note in connection with the IPO.

4. These Restated Consolidated Financial Information have been compiled by the management from:

Audited consolidated financial statements of the Group as of and for the years ended 31 March 2024, 31 March 2023 and 31 March 2022 prepared in accordance with the Indian Accounting Standards (referred to as "Ind AS") as prescribed under Section 133 of the Act read with Companies (Indian Accounting Standards) Rules 2015, as amended, and other accounting principles generally accepted in India, ("Audited Consolidated Financial Statements") which have been approved by the Board of Directors at their meetings held on 05 July 2024, 25 September 2023 and 22 August 2022 respectively.

5. For the purpose of our examination, we have relied on:

- a. Auditors' reports issued by us dated 05 July 2024 and 25 September 2023 on the Audited Consolidated Financial Statements of the Group as of and for the years ended 31 March 2024 and 31 March 2023 respectively as referred in Paragraph 4 above.
- b. Auditors' report issued by the Predecessor Auditors (defined below) dated 22 August 2022 on the Audited Consolidated Financial Statements of the Group as of and for the year ended 31 March 2022, as referred in Paragraph 4 above.

The audit for the financial year ended 31 March 2022 was conducted by the Company's previous auditors, B S R & Co. LLP, (the "Predecessor Auditors"), and accordingly reliance has been placed on the Restated Consolidated Statement of Assets and Liabilities and the Restated Consolidated Statement of Profit and Loss (including other comprehensive income), Restated Statement of Cash Flows and Restated Statement of Changes in Equity and the Summary Statement of Material Accounting Policies, and other explanatory information (collectively, the "2022 Restated Consolidated Financial Information") examined by them for the said year. The examination report included for the said year is based solely on the report submitted by the Predecessor Auditors. They have also confirmed that the 2022 Restated Consolidated Financial Information:

- i. have been prepared after incorporating adjustments for the changes in accounting policies, material errors and regrouping/reclassifications retrospectively in the financial year as of and for the years ended 31 March 2022 to reflect the same accounting treatment as per the accounting policies and grouping/classifications followed as of and for the year ended 31 March 2024;
- ii. does not contain any qualifications requiring adjustments; and
- iii. have been prepared in accordance with the Act, ICDR Regulations and the Guidance Note.

6. As indicated in our audit reports referred above:

- a. we did not audit the financial statements of 3 subsidiaries, 24 step down subsidiaries, a limited liability partnership and 2 controlled trust for the year ended 31 March 2024 and the financial statements of 3 subsidiaries, 24 step down subsidiaries, a limited liability partnership and a controlled trust for the year ended 31 March 2023 whose share of total assets, net assets, total revenues and net cash inflows / (outflows) included in the Audited Consolidated Financial Statements, for the relevant year is tabulated below, which have been audited by other auditors as referred in **Appendix A**, and whose reports have been furnished to us by the Company's management and our opinion on the Audited Consolidated Financial Statements, in so far as it relates to the amounts and disclosures included in respect of these components, is based solely on the reports of the other auditors:

(Rs. in million)

Particulars	As of and for the year ended 31 March 2024	As of and for the year ended 31 March 2023
Total assets	27,966.74	16,579.16
Net assets	14,597.58	11,150.37
Total revenues	27,018.63	18,490.44
Net cash inflows / (outflows)	1,036.75	199.87

Further of these subsidiaries, a subsidiary and 3 step-down subsidiaries are located outside India whose financial statements and other financial information have been prepared in accordance with accounting principles generally accepted in their respective countries and which have been audited by other auditors under generally accepted auditing standards applicable in their respective countries. The Holding Company's management has converted the Financial Statements of such subsidiaries located outside India from accounting principles generally accepted in their respective countries to accounting principles generally accepted in India. We have audited these conversion adjustments made by the Holding Company's management. Our opinions on the Audited Consolidated Financial Statements, in so far as it relates to the amounts and disclosures included in respect of such subsidiaries located outside India, is based on the report of other auditors and the conversion adjustments prepared by the management of the Holding Company and audited by us.

- b. We did not audit the financial statements of a subsidiary and a step down subsidiary as indicated in **Appendix D** for the year ended 31 March 2024 and the financial statements of a subsidiary, a step down subsidiary and a controlled trust for the year ended 31 March 2023 whose share of total assets, net assets, total revenues and net cash inflows / (outflows) included in the Consolidated Financial Statements, for the relevant year is tabulated below, which are unaudited and have been furnished to us by the management and our opinions on the Consolidated Financial Statements respectively, in so far as it relates to the amounts and disclosures included in respect of these components (a subsidiary, a step down subsidiary and a controlled trust), is based solely on such unaudited financial statements. In our opinion and according to information and explanations given to us by the management, these financial statements are not material to the Group.

(Rs. in million)

Particulars	As of and for the year ended 31 March 2024	As of and for the year ended 31 March 2023
Total assets	203.08	125.90
Net assets	64.05	35.84
Total revenues	155.06	70.02
Net cash inflow/ (outflows)	23.66	8.33

Our opinions on the Audited Consolidated Financial Statements are not modified in respect of these matters as stated in paragraph 6(a) and 6(b) above with respect to our reliance on the work done by and the reports of the other auditors and with respect to our reliance on the financial statements / financial information certified by the management respectively. Refer **Appendix B** for remarks or observations in the audit reports issued by us and other auditors.

Of the above, the financial information of subsidiaries as indicated in **Appendix C** is based on such financial statements audited by the other auditors and unaudited financial statements furnished by the management as indicated in **Appendix D** and have been restated by the Management of the Issuer to comply with the basis set out in Note 2 to the Restated Consolidated Financial Information for the years ended 31 March 2024 and 31 March 2023. The restatement adjustments made to such financial statements to comply with the basis set out in Note 2 to the Restated Consolidated Financial Information, have been examined by us.

7. The other auditors of the subsidiaries and step-down subsidiaries, have examined the restated financial information as indicated in **Appendix E** and have confirmed that the restated financial information:

- i. have been prepared after incorporating adjustments for the changes in accounting policies, material errors and regrouping/reclassifications retrospectively in the financial year as of and for the year ended 31 March 2023 to reflect the same accounting treatment as per the accounting policies and grouping/classifications followed as of and for the year ended 31 March 2024;
 - ii. do not require any adjustments for the matters giving rise to modifications; and
 - iii. have been prepared in accordance with the Act, ICDR Regulations and the Guidance Note.
8. Based on examination report dated 05 July 2024 provided by the Predecessor Auditors, the audit reports on the consolidated financial statements issued by the Predecessor Auditors included following other matters:
- a. The auditor's report on the consolidated financial statements of the Group included the following other matter paragraph:

For the year ended 31 March 2022:

The adequacy and operating effectiveness of the internal financial controls with reference to consolidated financial statements/financial information in so far as it relates to one step subsidiary company which is company incorporated in India, is based on the corresponding report of the auditor of such company incorporated in India.

- b. We did not audit the financial statements of five subsidiaries, twelve step down subsidiaries and one trust as of and for the year ended 31 March 2022 included in the audited consolidated financial statements of the Group whose share of total assets, total revenues, net cash inflows / (outflows) included in the audited consolidated financial statements, for the year is tabulated below. These financial statements have been audited by other auditors and whose reports have been furnished to us by the Company's management and our opinions on the consolidated financial statements, in so far as it relates to the amounts and disclosures included in respect of these components for the year, are based solely on the reports of the other auditors:

(₹ in million)	
Particulars	As of and for the year ended 31 March 2022
Total assets	4,091.70
Total revenues	3,760.37
Total cash flows	187.34

Certain of these subsidiaries (Firstcry Management DWC LLC including its stepdown subsidiaries) are located outside India whose financial statements and other financial information have been prepared in accordance with accounting principles generally accepted in their respective countries and which have been audited by other auditors under generally accepted auditing standards applicable in their respective countries. The Company's Management has converted the financial statements of such subsidiaries located outside India from accounting principles generally accepted in their respective countries to accounting principles generally accepted in India. We have audited these conversion adjustments made by the Company's Management. Our opinion in so far as it relates to the balances and affairs of such subsidiaries located outside India is based on the report of other auditors and the conversion adjustments prepared by the management of the Company and audited by us.

Our opinion on the consolidated financial statements is not modified in respect of above matters.

Further, the financial information of these subsidiaries included in the Restated Consolidated Financial Information, is based on such financial information audited by the other auditors and have been restated by the Management of the Issuer to comply with the basis set out in Note 2 to the Restated Consolidated Financial Information. The restatement adjustments made to such financial

statements to comply with the basis set out in Note 2 to the Restated Consolidated Financial Information, have been audited by us.

- c. We did not audit financial statements of one subsidiary, one step down subsidiary and one trust as of and for the year ended 31 March 2022 whose financial statements reflect total assets, total revenues, net cash inflows / outflows included in the Audited Consolidated Financial Statements, for the year is tabulated below. These financial statements have neither been audited by us nor by other auditors, and is based solely on such unaudited financial information furnished to us by management of the Company. In our opinion and according to the information and explanations given to us by the management of the Company, the financial information is not material to the Group.

(₹ in million)	
Particulars	As of for the year ended 31 March 2022
Total assets	90.30
Total revenues	51.26
Total cash flows	2.89

Our opinion on the Audited Consolidated Financial Statements is not modified in respect of these matters.

9. Based on our examination and according to the information and explanations given to us and also as per the reliance placed on the examination report submitted by the Predecessor Auditors and other auditors for the respective years, we report that the Restated Consolidated Financial Information:
- a. have been prepared after incorporating adjustments for the changes in accounting policies, material errors and regrouping/reclassifications retrospectively in the financial years ended 31 March 2023 and 31 March 2022 to reflect the same accounting treatment as per the accounting policies and grouping/classifications followed as of and for the year ended 31 March 2024;
 - b. does not contain any qualifications requiring adjustments. However, those qualifications in the Companies (Auditor's Report) Order, 2020 issued by the Central Government of India in terms of sub section (11) of section 143 of the Act and the emphasis of matter above and reporting under Rule 11(g) of the Companies (Audit and Auditors) Rules, 2014 (as amended) which do not require any corrective adjustments in the Restated Consolidated Financial Information have been disclosed in **Appendix B** of this document and Annexure VII to the Restated Consolidated Financial Information; and
 - c. have been prepared in accordance with the Act, ICDR Regulations and the Guidance Note.
10. The Restated Consolidated Financial Information do not reflect the effects of events that occurred subsequent to the respective dates of the reports on the Audited Consolidated Financial Statements mentioned in paragraph 5(a) above.
11. This report should not in any way be construed as a reissuance or re-dating of any of the previous audit reports issued by us or the Predecessor Auditors, nor should this report be construed as a new opinion on any of the financial statements referred to herein.
12. We have no responsibility to update our report for events and circumstances occurring after the date of the report.

13. Our report is intended solely for use of the Board of Directors for inclusion in the Offer Documents to be filed with the ROC, Securities and Exchange Board of India and Stock Exchanges in connection with the proposed IPO. Our report should not be used, referred to, or distributed for any other purpose except with our prior consent in writing. Accordingly, we do not accept or assume any liability or any duty of care for any other purpose or to any other person to whom this report is shown or into whose hands it may come without our prior consent in writing.

For **Walker Chandiok & Co. LLP**

Chartered Accountants

Firm Registration No: 001076N/N500013

Shashi Tadwalkar

Partner

Membership No.:101797

UDIN: 24101797BKCPDZ8232

Place: Pune

Date: 05 July 2024

Appendix A to the Examination Report

Details of the entities audited by another auditor -

Sr. No.	Name of the entity	Nature of relationship to the Company	Name of Auditor	Date of audit report for the year ended 31 March 2024	Date of audit report for the year ended 31 March 2023
1.	Firstcry Management DWC LLC (consolidated)*	Subsidiary	Grant Thornton Audit and Accounting Limited (Dubai Branch)	26 June 2024	12 September 2023
2.	Edubees Educational Trust	Controlled trust	P.R. Charkha & Co.	25 June 2024	02 September 2023
3.	Swara Hygiene Private Limited	Step down subsidiary	BANSAL & CO. LLP	28 June 2024	05 September 2023
4.	Intellibeas Solutions Pvt Ltd	Subsidiary	B NERKAR AND ASSOCIATES	25 June 2024	17 August 2023
5.	Merhaki Foods and Nutrition (P) Ltd	Step down subsidiary	BANSAL & CO. LLP	27 June 2024	30 August 2023
6.	Better & Brighter Home Care Private Limited	Step down subsidiary	NANGIA & CO LLP	21 June 2024	28 August 2023
7.	Eyezen Technologies Private Limited	Step down subsidiary	NANGIA & CO LLP	18 June 2024	28 August 2023
8.	Cloud Lifestyle Private Limited	Step down subsidiary	J.C. BHALLA & CO.	26 June 2024	29 August 2023
9.	Maxinique Solution Private Limited	Step down subsidiary	J.C. BHALLA & CO.	26 June 2024	29 August 2023
10.	Kuber Mart Industries Private Limited	Step down subsidiary	BANSAL & CO. LLP	26 June 2024	30 August 2023
11.	HealthyHey Foods LLP	Limited liability partnership	NANGIA & CO LLP	18 June 2024	29 August 2023
12.	Butternut Ventures Private Limited	Step down subsidiary	NANGIA & CO LLP	18 June 2024	28 August 2023
13.	Mush Textiles Private Limited	Step down subsidiary	J.C. BHALLA & CO.	26 June 2024	29 August 2023
14.	Dynamic IT Solution Private Limited	Step down subsidiary	J.C. BHALLA & CO.	26 June 2024	29 August 2023
15.	HS Fitness Private Limited	Step down subsidiary	NANGIA & CO LLP	21 June 2024	29 August 2023
16.	DF Pharmacy Limited	Step down subsidiary	BANSAL & CO. LLP	26 June 2024	30 August 2023
17.	Candes Technology Private Limited	Step down subsidiary	BANSAL & CO. LLP	26 June 2024	30 August 2023

Sr. No.	Name of the entity	Nature of relationship to the Company	Name of Auditor	Date of audit report for the year ended 31 March 2024	Date of audit report for the year ended 31 March 2023
18.	Solarista Renewables Private Limited	Step down subsidiary	NANGIA & CO LLP	18 June 2024	29 August 2023
19.	Encasa Homes Private Limited	Step down subsidiary	NANGIA & CO LLP	01 July 2024	30 August 2023
20.	Frootle India Private Limited	Step down subsidiary	NANGIA & CO LLP	05 June 2024	30 August 2023
21.	Wellspire India Private Limited	Step down subsidiary	NANGIA & CO LLP	18 June 2024	28 August 2023
22.	Prayosha Expo Private Limited	Step down subsidiary	J.C. BHALLA & CO.	26 June 2024	29 August 2023
23.	JW Brands Private Limited	Step down subsidiary	J.C. BHALLA & CO.	26 June 2024	29 August 2023
24.	Plantex E-Commerce Private Limited	Step down subsidiary	Shah Malay and Company	24 June 2024	30 August 2023
25.	Kitchenopedia Appliances Private Limited	Step down subsidiary	NANGIA & CO LLP	21 June 2024	28 August 2023
26.	Joybees Private Limited	Subsidiary	B NERKAR AND ASSOCIATES	25 June 2024	22 August 2023
27.	Brainbees ESOP Trust	Controlled Trust	B NERKAR AND ASSOCIATES	25 June 2024	Not Applicable

*includes the financial statements of Firstcry Management DWC LLC and financial statements of three step down subsidiaries (i) Firstcry Retail DWC LLC, (ii) Firstcry General Trading LLC and (iii) Firstcry Trading Company.

(This space is intentionally kept blank.)

Appendix B to the Examination Report

- I. **Remarks / comments with respect to Companies (Auditors Report) Order, 2020 included in the audit report dated 05 July 2024 on the Audited Consolidated Financial Statements of the Group for financial year ended 31 March 2024 in relation to the entities forming part of the Group and do not require any adjustments to Restated Consolidated Financial Information as of and for the year ended 31 March 2024:**

1 Better & Brighter Homecare Private Limited

Clause (vii)(b)

According to information and explanation given to us, there are no amount in respect of Income Tax, Goods and Service Tax, Sales tax, Value Added Tax, Employee State Insurance, Duty of Excise, Duty of Custom, Cess and Service Tax etc. that have not been deposited with the appropriate authority on account of any dispute except for disputes pending regarding Indirect Tax, details of which are given below:

Name of the Statute	Nature of the Dues	Amount (Rs. In Millions)	Period to which the amount related	Amount paid under protest / Adjusted against refund (Rs. In Millions)	Forum where dispute is pending
CST Act, 2017	Input Tax Credit reversal	0.08	Mar-2018 Mar-2019 Mar-2022	-	Superintendent CGST & CX Range – VI, Central Division Kolkata North Commissionerate

2 Eyezen Technologies Private Limited

Clause (xvii)

The Company has incurred cash losses of Rs. 8.00 million in the current financial year and Rs. 9.95 million in the immediately preceding financial year.

3 Cloud Lifestyle Private Limited

Clause (xvii)

In our opinion and according to the information and explanations given to us, the Company has incurred cash losses of Rs. 5.02 million and Rs. 14.14 million in the current financial year and in the immediately preceding financial year respectively.

Clause (xix)

According to the information and explanations given to us and on the basis of the financial ratios, ageing and expected dates of realization of financial assets and payment of financial liabilities, other information accompanying the financial statements, our knowledge of the Board of Directors and management plans and based on our examination of the evidence supporting the assumptions, there exists material uncertainty as on the date of the audit report that company is not capable of meeting its liabilities existing at the date of balance sheet as and when they fall due within a period of one year from the balance sheet date. We, however, state that this is not an assurance as to the future viability of the company. We further state that our reporting is based on the facts up to the date of the audit report and we neither give any guarantee nor any assurance that all liabilities falling due within a period of one year from the balance sheet date, will get discharged by the company as and when they fall due. The Company has represented that its Holding Company has provided an unconditional letter of support to fund the operations of the Company.

4 Maxinique Solution Private Limited

Clause (xvii)

In our opinion and according to the information and explanations given to us, the Company has incurred cash losses of Rs. 21.19 million and Rs. 41.27 million in the current financial year and in the immediately preceding financial year respectively.

5 Butternut Ventures Private Limited

Clause (xvii)

The Company has incurred cash losses of Rs. 3.51 million in current financial year and Rs. 11.22 million in the preceding financial year.

6 Dynamic IT Solution Private Limited

Clause (xvii)

In our opinion and according to the information and explanations given to us, the Company has incurred cash losses of Rs. 99.83 million and Rs.14.58 million and in the current financial year and in the immediately preceding financial year respectively.

7 HS Fitness Private Limited

Clause (ii)(b)

According to the information and explanations given to us and based on examination of records of the Company has been sanctioned working capital limits in excess of five crore rupees, in aggregate, from banks on the basis of security of current assets. The monthly returns or statements filed by the company with the Bank have been shared with us, and the same are not in agreement with the books of account of the Company, details of which are as below:

Particulars	Amounts as per financial statements as on 31 March 2024 (In Rs. Million) (A)	Amounts as per statement as on 31 March 2024 (In Rs. Million) (B)	Difference (In Rs. Million) (A-B)
Inventory	0.40	0.40	0.00
Purchases	160.28	122.09	38.19
Sales	266.40	294.61	-28.21
Trade Creditors	28.66	30.96	-2.30

Clause (vii)(b)

According to information and explanation given to us, there are no amount in respect of Income Tax, Goods and Service Tax, Sales tax, Value Added Tax, Employee State Insurance, Duty of Excise, Duty of Custom, Cess and Service Tax etc. that have not been deposited with the appropriate authority on account of any dispute except for disputes pending regarding Indirect Tax, details of which are given below:

Name of the Statute	Nature of the Dues	Amount (Rs. In Millions)	Period to which the amount related	Amount paid under protest / Adjusted against refund (Rs. In Millions)	Forum where dispute is pending
CST Act, 2017	Input Tax Credit reversal	5.42	Mar-2018-19 Mar-2019-20	-	GST Department

Clause (xvii)

The Company has incurred cash losses of Rs. 72.97 million in current financial year and Rs. 92.89 million in the immediately preceding financial year.

8 DF Pharmacy Limited**Clause (xvii)**

The Company has incurred cash losses of Rs. 17.34 million and Rs. Nil million during the financial year covered by our audit and the immediately preceding financial year respectively.

9 Candes Technology Private Limited**Clause (ii)(b)**

The Company has been sanctioned working capital limits in excess of ₹ 5 million, in aggregate, from banks and financial institutions on the basis of security of current assets. In our opinion, the quarterly returns or statements filed by the company with such banks or financial institutions are in agreement with the books of accounts of the company subject to discrepancies as follows which is also disclosed in Note No.16 to the financial statements.

Details of quarterly returns submitted to Axis Bank Limited for Borrowings secured against current assets:

Particulars of Securities Provided	Quarter	Amount as per books of account	Amount as reported in the quarterly return/ statement	Amount of difference	Reason for Difference
Stock-in-trade	Mar-24	166.70	184.62	(17.92)	Slow moving stock has been charged off to Profit and loss statement post statement submission to bank
Trade Receivable	Mar-24	116.90	133.72	(16.82)	Payment collection and TCS entry recorded post statement submission to bank
Stock-in-trade	Dec-23	193.56	214.51	(20.95)	Provision for NRV and Slow moving stock finalised during Audit post submission of statement to bank.
Trade Receivable	Dec-23	127.71	130.98	(3.27)	Payment collection and TCS entry recorded post statement submission to bank
Stock-in-trade	Sep-23	218.25	236.59	(18.34)	Provision for NRV and Slow moving stock finalised during Audit post submission of statement to bank.

Particulars of Securities Provided	Quarter	Amount as per books of account	Amount as reported in the quarterly return/ statement	Amount of difference	Reason for Difference
Trade Receivable	Sep-23	163.01	160.26	2.76	Few customers were grouped under trade payables at the time of submission to bank
Finished Goods	Jun-23	239.49	294.41	(54.93)	Provision for NRV and Slow moving stock finalised in July during Audit.
Trade Receivable	Jun-23	160.24	171.31	(11.07)	Payment collection and TCS entry recorded post statement submission to bank
Stock-in-trade	Mar-23	200.69	218.56	(17.87)	Provision for NRV and Slow moving stock finalised in July during Audit.
Trade receivable	Mar-23	169.19	245.31	(76.12)	Payment collection and TCS entry recorded post statement submission to bank
Stock-in-trade	Dec-22	230.17	214.68	15.49	Transit stock
Trade receivable	Dec-22	156.00	193.67	(37.67)	i) Same customer having credit balances have not been knocked off. ii) Unapplied collection not applied at the time of sending this to bank.
Stock-in-trade	Sep-22	190.82	190.82	-	-
Trade receivable	Sep-22	262.92	231.71	31.21	Few customers were grouped under trade payables at the time of submission to bank

Clause (xvii)

The Company has incurred cash losses of Rs. 106.93 million and Rs. 130.63 million during the financial year covered by our audit and the immediately preceding financial year respectively.

10 Frootle India Private Limited

Clause (vii)(b)

According to information and explanation given to us, there are no amount in respect of Income Tax, Goods and Service Tax, Sales tax, Value Added Tax, Employee State Insurance, Duty of Excise, Duty of Custom, Cess and Service Tax etc. that have not been deposited with the appropriate authority on account of any dispute except for disputes pending regarding Indirect Tax, details of which are given below:

Name of the Statute	Nature of the Dues	Amount (Rs. In Millions)	Period to which amount related	Amount paid under protest / Adjusted against refund (Rs. In Millions)	Forum where dispute is pending
Income Tax Act, 1961	Income Tax and Interest and Penalty thereon	12.31	FY 2021-22	1.34 -	Joint Commissioner (A) / the Commissioner of Income Tax (A)

Clause (xx)

In respect of other than ongoing projects, the company has transferred unspent amount to a fund specified in Schedule VII to the Companies Act, 2013 within period of six months of the expiry of the financial year in compliance with second proviso to sub-section (5) of section 135 of the said Act, except in respect of the following:

Financial Year	Amount spent on Corporate Social Responsibility activities "other than Ongoing Projects" (Rs. In millions)	Amount transferred to fund specified Schedule VII within 6 months from the end of the Financial Year	Amount transferred after the due date (specify the date of deposit)
2022-23	0.29	Nil	Not transferred till date

11 Wellspire India Private Limited

Clause (xvii)

The Company has incurred cash losses of Rs. 2.71 million in the current financial year. The Company has incurred cash losses of Rs. 2.84 million in the immediately preceding financial year.

12 Merhaki Foods and Nutrition (P) Ltd

Clause (xvii)

The company has incurred cash losses of Rs. 320.21 million and Rs. 176.59 million during the financial year covered by our audit and the immediately preceding financial year respectively.

13 Swara Hygiene Private Limited

Clause (ii)(b)

As disclosed in the note 41 to the financial statements, the company has been sanctioned working capital limits in excess of Rs five crore in aggregate from banks or financial institution during any point of time of the year on the basis of security of current assets. The quarterly returns/ statements filed by the company with such banks and financial institution are in agreement with the books of accounts of the Company except for instances mentioned in note 41 to the financial statements.

14 Digital Age Retail Private Limited

Clause (vii)(b)

According to the information and explanation given to us, there are no statutory dues referred in sub-clause (a) which have been deposited with the appropriate authorities on account of any dispute except for the following:

Name of the Statute	Nature of dues	Gross Amount (Rs.)	Amount paid under protest (Rs.)	Period to which the amount relates	Forum where dispute is pending	Remarks, if any
Goods and Service Tax Act, 2017	Goods and Services tax	5,752,034	273,908	FY 2017-18	GST Appellate Tribunal	
Goods and Service Tax Act, 2017	Goods and Services tax	906,570	90,658	FY 2017-18	GST Appellate Tribunal	
Goods and Service Tax Act, 2017	Goods and Services tax	221,418	111,948	FY 2017-18	GST Appellate Tribunal	

15 Encasa Homes Private Limited

Clause (vii)(b)

According to information and explanation given to us, there are no amount in respect of Income Tax, Goods and Service Tax, Sales tax, Value Added Tax, Employee State Insurance, Duty of Excise, Duty of Custom, Cess and Service Tax etc. that have not been deposited with the appropriate authority on account of any dispute except for disputes pending regarding Indirect Tax, details of which are given below:

Name of the Statute	Nature of the Dues	Amount (Rs. In millions)	Period to which the amount relates	Amount paid under protest / Adjusted against refund (Rs. In millions)	Forum where dispute is pending
Income Tax Act, 1961	Recovery of Income Tax	0.67	AY 2003-04 AY 2009-10 AY 2012-13 AY 2017-18	-	Commissioner of Income-tax Ward no. 6(1)(3), Mumbai

16 Firmroots Private Limited**Clause (xvii)**

The Company has incurred cash losses in the current financial year and in the immediately preceding financial years amounting to Rs. 16.45 million and Rs. 20.70 million respectively.

17 Globalbees Brands Private Limited**Clause (xvii)**

The Company has incurred cash losses amounting to Rs. 405.54 million in the current financial year but had not incurred cash losses in the immediately preceding financial.

18 Brainbees Solutions Limited: Standalone Financial Statements**Clause (vii)(b)**

According to the information and explanation given to us, there are no statutory dues referred in sub-clause (a) which have been deposited with the appropriate authorities on account of any dispute except for the following:

(Rs. In Million)						
Name of the statute	Nature of the dues	Gross Amount	Amount paid under protest	Period to which the amount relates	Forum where dispute is pending	Remarks, if any
Income tax Act, 1961	Income tax	40.92	8.18	AY 2015-16	Commissioner of Income Tax (Appeals)	
Income tax Act, 1961	Income tax	42.71	-	AY 2016-17	Commissioner of Income Tax (Appeals)	
Income tax Act, 1961	Income tax	-	-	AY 2016-17	Commissioner of Income Tax (Appeals)	
Income tax Act, 1961	Income tax	82.01	-	AY 2017-18	Commissioner of Income Tax (Appeals)	
State Goods and Services Tax Act, 2017	Maharashtra Goods and Services tax	5.09	0.26	FY 2017-18	GST Appellate Tribunal	
State Goods and Services Tax Act, 2017	Delhi Goods and Services tax	2.03	0.10	FY 2017-18	GST Appellate Tribunal	
State Goods and Services Tax Act, 2017	Karnataka Goods and Services tax	19.99	0.90	FY 2017-18	GST Appellate Tribunal	
Customs Act, 1952	Customs duty	0.53	-	FY 2021-22	Custom Commissionerate	

II. Remarks / comments with respect to Companies (Auditors Report) Order, 2020 included in the audit report dated 25 September 2023 on the Audited Consolidated Financial Statements of the Group for financial year ended 31 March 2023 in relation to the entities forming part of the Group and do not require any adjustments to Restated Consolidated Financial Information as of and for the year ended 31 March 2023:

1 Better & Brighter Homecare Private Limited

Clause (xvii)

The Company has incurred cash losses of Rs. 3.72 million in the current financial year. The Company did not incur cash losses in the immediately preceding financial year.

2 Butternut Ventures Private Limited

Clause (xvii)

The Company has incurred cash losses of Rs. 4.94 million in the current financial year and Rs. 2.23 million in the immediately preceding financial year.

3 HS Fitness Private Limited

Clause (ii)(b)

According to the information and explanations given to us and based on examination of records of the Company has been sanctioned working capital limits in excess of five crore rupees, in aggregate, from banks on the basis of security of current assets. The monthly returns or statements filed by the company with the Bank have been shared with us, and the same are not in agreement with the books of account of the Company, details of which are as below:

Particulars	Amounts as per financial statements as on 31 March 2023 (In Rs. Million) (A)	Amounts as per statement as on 31 March 2023 (In Rs. Million) (B)	Difference (In Rs. Million) (A-B)
Inventory	165.96	171.91	(5.94)
Trade receivables	40.69	62.90	(22.21)
Advance to suppliers	10.18	9.48	0.70
Trade Creditors	(90.59)	(78.68)	(11.91)
Total	126.25	165.61	(39.37)

Clause (xvii)

The Company has incurred cash losses of Rs. 92.89 million in the current financial year. The Company has not incurred cash losses in the immediately previous financial year.

4 Solarista Renewables Private Limited

Clause (xvii)

The Company has incurred cash losses of Rs. 10.89 million in the current financial year and Rs. 0.02 million in the immediately preceding financial year.

5 Wellspire India Private Limited

Clause (xvii)

The Company has incurred cash losses of Rs. 4.20 million in the current financial year and Rs. 1.02 million in the immediately preceding financial year.

6 Candes Technology Private Limited

Clause (xvii)

The Company has incurred cash losses of Rs. 130.63 million and Rs. 14.67 million during the financial year covered by our audit and the immediately preceding financial year respectively.

7 Cloud Lifestyle Private Limited

Clause (vii)

According to the information and explanations given to us and on the basis of our verification of records of the Company, the Company is generally regular in depositing with appropriate authorities undisputed statutory dues including Goods and Services Tax, Provident Fund, Employees' State Insurance, Income Tax, Sales Tax, Service Tax, Duty of Customs, Duty of Excise, Value Added Tax, Cess and other statutory dues applicable to it though there has been a slight delay in few cases. According to the information and explanations given to us, the following are the arrears of the outstanding undisputed statutory dues on the last day of the financial year or a period of more than six months from the date they became payable:

Statute	Nature of Dues	Amount in INR	Period to which the dues relate	Due date	Date of payment
Employees' State Insurance Corporation	Employer Contribution	1,657	May-2022	15 June 2022	15 June 2023
Employees' State Insurance Corporation	Employee Contribution	385	May-2022	15 June 2022	15 June 2023
Employees' State Insurance Corporation	Employer Contribution	2,125	June-2022	15 July 2022	15 June 2023
Employees' State Insurance Corporation	Employee Contribution	428	June-2022	15 July 2022	15 June 2023
Employees' State Insurance Corporation	Employer Contribution	3,400	July-2022	15 Aug 2022	15 June 2023
Employees' State Insurance Corporation	Employee Contribution	790	July-2022	15 Aug 2022	15 June 2023
Employees' State Insurance Corporation	Employer Contribution	3,333	Aug-2022	15 Sep 2022	15 June 2023
Employees' State Insurance Corporation	Employee Contribution	773	Aug-2022	15 Sep 2022	15 June 2023

Clause (xvii)

In our opinion and according to the information and explanations given to us, the Company has incurred cash losses of Rs.14.14 million and Rs. 7.98 million in the current financial year and in the immediately preceding financial year respectively.

8 Dynamic IT Solution Private Limited

Clause (xvii)

In our opinion and according to the information and explanations given to us, the Company has incurred cash losses of Rs.14.58 million in the current financial year. However, the Company has not incurred any cash losses in the immediately preceding financial year.

9 Maxinique Solution Private Limited

Clause (xvii)

In our opinion and according to the information and explanations given to us, the Company has incurred cash losses of Rs.41.27 million and Rs. 26.07 million in the current financial year and in the immediately preceding financial year respectively.

10 Merhaki Foods and Nutrition Private Limited

Clause (xvii)

The Company has incurred cash losses of Rs. 176.59 million and Rs, 36.52 million during the financial year covered by our audit and the immediately preceding financial year respectively.

11 Mush Textile Private Limited

Clause (xvii)

In our opinion and according to the information and explanations given to us, the Company has incurred cash losses of Rs.15.56 million in the current financial year. However, the Company has not incurred any cash losses in the immediately preceding financial year.

12 Firmroots Private Limited

Clause (xvii)

The Company has incurred cash losses in the current financial year and in the immediately preceding financial years amounting to Rs. 20.70 Million and Rs. 36.27 Million respectively.

13 Kuber Mart Industries Private Limited

Clause (vii)

According to the information and explanations given to us, in respect of statutory dues:

- (a) According to the information and explanations given to us and on the basis of our verification of records of the Company, the Company is generally regular in depositing with appropriate authorities undisputed statutory dues including Goods and Services Tax, Provident Fund, Employees' State Insurance, Income Tax, Sales Tax, Service Tax, Duty of Customs, Duty of Excise, Value Added Tax, Cess and other statutory dues applicable to it though there has been a slight delay in few cases. According to the information and explanations given to us, the following are the arrears of the outstanding undisputed statutory dues on the last day of the financial year or a period of more than six months from the date they became payable.

Statute	Nature of Dues	Amount in INR	Period to Which Dues Relate	Due Date	Date of Payment
Employees' Provident Fund Organization	Employer and Employee Contribution	7,00,694	April 2022 to August 2022	15th of the following month to which due relates.	Not yet paid
Employees' State Insurance Corporation	Employer and Employee Contribution	1,90,373	April 2022 to August 2022	Due Date of respective month to which dues relate.	Not yet paid

14 JW Brands Private Limited

Clause (vii)

- (a) According to the information and explanations given to us and on the basis of our verification of records of the Company, the Company is generally regular in depositing with appropriate authorities undisputed statutory dues including Goods and Services Tax, provident Fund, Employees' State Insurance, Income Tax, Sales Tax, Service Tax, Duty of Customs, Duty of Excise, Value Added Tax, Cess and other statutory dues applicable to it though there has been a slight delay in few cases. According to the information and explanations given to us, the following are the arrears of the outstanding undisputed statutory dues on the last day of the financial year or a period of more than six months from the date they became payable:

Statute	Nature of Dues	Amount in INR Million	Period to Which Dues Relate	Due Date	Date of Payment
Employees' Provident Fund Organization	Employer and Employee Contribution	0.26	Aug 2021 – Aug 2022	15th of the following month to which dues relate	Not Yet Paid

15 DF Pharmacy Limited

Clause (vii)

According to the information and explanations given to us, in respect of statutory dues:

- (a) According to the information and explanations given to us and on the basis of our verification of records of the Company, the Company is generally regular in depositing with appropriate authorities undisputed statutory dues including Goods and Services Tax, Provident Fund, Employees' State Insurance, Income Tax, Sales Tax, Service Tax, Duty of Customs, Duty of Excise, Value Added Tax, Cess and other statutory dues applicable to it though there has been a slight delay in few cases. According to the information and explanations given to us, the following are the arrears of the outstanding undisputed statutory dues on the last day of the financial year or a period of more than six months from the date they became payable.

Statute	Nature of Dues	Amount in INR	Period to Which Dues Relate	Due Date	Date of Payment
Employees' Provident Fund Organization	Employer and Employee Contribution	1,13,783	April 2022 to August 2022	15th of the following month to which dues relates	Not yet paid

16 Brainbees Solutions Limited: Standalone Financial Statements

Clause (xvii)

The Company has incurred cash losses amounting to Rs. 516.72 million in the current financial year but had not incurred cash losses in the immediately preceding financial year.

Clause (vii) (b)

According to the information and explanations given to us, there are no statutory dues referred in sub-clause (a) which have not been deposited with the appropriate authorities on account of any dispute except for the following:

Name of the statute	Nature of dues	Gross Amount (₹)	Amount paid under Protest (₹)	Period to which the amount relates	Forum where dispute is pending	Remarks, if any
Income Tax Act, 1961	Income Tax	40.92 Million	8.18 Million	AY 2015-16	CIT(A)	
Income Tax Act, 1961	Income Tax	-	-	AY 2016-17 AY 2017-18	CIT(A)	
Customs Act, 1952	Customs Duty	0.53	-	AY 2019-20 AY 2020-21	Deputy Commissioner of Customs	
Income Tax Act, 1961	Income Tax	16.35 Million	2.53 Million	AY 2016-17	CIT(A)	
State Goods & Services tax Act	GST	5.09 Million	0.26 Million	FY 2017-18	Deputy Commissioner of Sales Tax	

III. Other matter paragraph included in the audit report on Consolidated / Standalone Financial Statements for financial year ended 31 March 2024 of the Group and in relation to the entities forming part of the Group respectively and do not require any adjustments to Restated Consolidated Financial Information for the year ended 31 March 2024:

Brainbees Solutions Limited (Consolidated):

We did not audit the internal financial controls with reference to financial statements insofar as it relates to 7 subsidiary companies, which are companies covered under the Act, whose financial statements reflect total assets of ₹ 11,591.92 million and net assets of ₹ 4,996.54 million as at 31 March 2024, total revenues of ₹ 10,636.60 million and net cash inflows amounting to ₹ 41.06 million for the year ended on that date, as considered in the consolidated financial statements. The internal financial controls with reference to financial statements in so far as it relates to such subsidiary

companies have been audited by other auditors whose reports have been furnished to us by the management and our report on the adequacy and operating effectiveness of the internal financial controls with reference to financial statements for the Holding Company, its subsidiary companies, as aforesaid, under Section 143(3)(i) of the Act in so far as it relates to such subsidiary companies, is based solely on the reports of the auditors of such companies. Our opinion is not modified in respect of this matter with respect to our reliance on the work done by and on the reports of the other auditors.

IV. Other matter paragraph included in the audit report on Consolidated / Standalone Financial Statements for financial year ended 31 March 2023 of the Group and in relation to the entities forming part of the Group respectively and do not require any adjustments to Restated Consolidated Financial Information for the year ended 31 March 2023:

1	Firstcry Management DWC LLC	14	Wellspire India Private Limited
2	Frootle India Private Limited	15	Digital Age Retail Private Limited
3	Globalbees Brands Private Limited	16	Swara Baby Products Private Limited
4	HealthyHey Foods LLP	17	Firmroots Private Limited
5	HS Fitness Private Limited	18	Better & Brighter Home Care Private Limited
6	JW Brands Private Limited	19	Butternut Ventures Private Limited
7	Kuber Mart Industries Private Limited	20	Candes Technology Private Limited
8	Maxinique Solution Private Limited	21	Cloud Lifestyle Private Limited
9	Merhaki Foods and Nutrition (P) Ltd	22	DF Pharmacy Limited
10	Mush Textiles Private Limited	23	Dynamic IT Solution Private Limited
11	Prayosha Expo Private Limited	24	Encasa Homes Private Limited
12	Solarista Renewables Private Limited	25	Eyezen Technologies Private Limited
13	Solis Hygiene Private Limited	26	Brainbees Solutions Limited

Other matter paragraph:

The financial statements of the Company for the year ended 31 March 2022 were audited by the predecessor auditor, who have expressed an unmodified opinion on those standalone financial statements.

Brainbees Solutions Limited (Consolidated):

Other matter paragraph:

We did not audit the internal financial controls with reference to financial statements insofar as it relates to 7 subsidiary companies, which are companies covered under the Act, whose financial statements reflect total assets of ₹ 7,098.95 million and net assets of ₹ 4,037.28 million as at 31 March 2023, total revenues of ₹ 6,619.69 million and net cash outflows amounting to ₹ 178.20 million for the year ended on that date, as considered in the consolidated financial statements. The internal financial controls with reference to financial statements in so far as it relates to such subsidiary companies have been audited by other auditors whose reports have been furnished to us by the management and our report on the adequacy and operating effectiveness of the internal financial controls with reference to financial statements for the Holding Company and its subsidiary companies, as aforesaid, under Section 143(3)(i) of the Act in so far as it relates to such subsidiary companies is based solely on the reports of the auditors of such companies. Our opinion is not modified in respect of this matter with respect to our reliance on the work done by and on the reports of the other auditors.

V. Material Uncertainty related to Going Concern included in the Audit Report for the year ended 31 March 2024 in relation to the entities forming part of the Group and which do not require any adjustments to Restated Consolidated Financial Information for the year ended 31 March 2024:

For financial year ended 31 March 2024

1. Eyezen Technologies Private Limited

We draw out your attention to Note B33 to the financial statements which states that the Company had incurred net loss in the current financial year of Rs. 7.34 million (March 31, 2023 Rs. 10.31 million) and as on March 31, 2024 has negative net worth of Rs. 5.88 million and accumulated losses to the tune of Rs. 6.88 million. The existing operations of the Company have also significantly reduced resulting in huge decline of revenue. The management has made an assessment of the Company's operations and is in process of analysing new business opportunities to improve the financial performance and position of the Company. Further, the company has received support letter from the promoters cum shareholders of the Holding company for the financial and operational support. In view of the above, the Financial Statements have been prepared on a "going concern basis".

Our opinion on the Ind AS Financial Statements is not modified in respect of above matter.

2. Cloud Lifestyle Private limited

We draw attention to note 2.2 of the financial statements which indicate that the Company has accumulated losses as at March 31, 2024 and its net worth has been fully eroded. Further, the Company has incurred a net cash loss during the year. These conditions, along with other mitigating factors have been explained in note 2.2 to establish the Company's ability to continue as a going concern.

Our opinion is not qualified in respect of this matter.

3. Wellspire India Private Limited

We draw out your attention to Note B32 of the Ind AS financial statements which states that the Company has incurred a loss of Rs. (0.83) million during the year ended March 31, 2024 (March 2023 Rs. (4.05) million) and as on date has accumulated losses of Rs. (5.79) million (March 2023 Rs. (4.96) million). The net worth of the Company has also eroded and stand at Rs. (5.69) million (March 2023 Rs. (4.86) million). The management has made future cash flow projections and is in process of analysing new business opportunities to improve the financial performance and position of the Company. Further, the company has received support letter from the promoters cum shareholders of the Holding company for the financial and operational support. In view of the above, the Financial Statements have been prepared on a "going concern basis".

Our opinion on the Ind AS Financial Statements is not modified in respect of above matter.

4. HS Fitness Private Limited

We draw out your attention to Note B39 to the financial statements which states that the Company had incurred net loss in the current financial year of Rs. 78.31 million (March 31, 2023 Rs. 98.81 million) and as on March 31, 2024 has negative net worth of Rs. 106.32 million and accumulated losses to the tune of Rs. 107.32 million. The existing operations of the Company have also significantly reduced resulting in decline of revenue. The management has made an assessment of the Company's operations and is in process of analysing new business opportunities to improve the financial performance and position of the Company. Further, the company has received support letter from the promoters cum shareholders of the Holding company for the financial and operational support. In view of the above, the Financial Statements have been prepared on a "going concern basis".

Our opinion on the Ind AS Financial Statements is not modified in respect of above matter.

VI. Material Uncertainty related to Going Concern included in the audit report on Consolidated Financial Statements / audit report on Financial Statements for financial year ended 31 March 2023 of the Group and in relation to the entities forming part of the Group respectively and do not require any adjustments to Restated Consolidated Financial Information for the year ended 31 March 2023:

For financial year ended 31 March 2023

1. Brainbees Solutions Limited (Consolidated):

In relation to the matter described in Note 2.2 to the Statement and the following Emphasis of Matter paragraph included in audit report of the financial results of Firstcry Management DWC LLC (a subsidiary) of the Holding Company, audited by an independent firm of Chartered Accountants, vide their audit report dated 12 September 2023 which is reproduced by us as under:

We draw attention to note 2.2 in the consolidated financial statements, which indicates that the Group* incurred a net loss of AED 66,040,216 for the year ended 31 March 2023, and as of that date, the Group had accumulated losses of AED 153,086,396. These conditions along with other matters indicate that a material uncertainty exists that may cast significant doubt on the Group's ability to continue as a going concern. The Parent Company has provided an undertaking to provide financial support to the Group for the foreseeable future to enable it to meet its obligations as and when they fall due. Our opinion is not modified in respect of this matter.

* includes Firstcry Management DWC LLC and its' subsidiaries (i) Firstcry Retail DWC LLC, (ii) Firstcry General Trading LLC and (iii) Firstcry Trading Company.

2. Cloud Lifestyle Private Limited:

We draw attention to note 2.2 of the financial statements which indicate that the Company has accumulated losses as at 31 March 2023 and its net worth has been fully eroded. Further, the Company has incurred a net cash loss during the year. These conditions, along with other mitigating factors have been explained in note 2.2 to establish the Company's ability to continue as a going concern. Our opinion is not qualified in respect of this matter.

3. Firstcry Management DWC LLC:

We draw attention to note 2.2 in the consolidated financial statements, which indicates that the Group incurred a net loss of AED 66,040,216 for the year ended 31 March 2023, and as of that date, the Group had accumulated losses of AED 153,086,396. These conditions along with other matters indicate that a material uncertainty exists that may cast significant doubt on the Group's ability to continue as a going concern. The Parent Company has provided an undertaking to provide financial support to the Group for the foreseeable future to enable it to meet its obligations as and when they fall due. Our opinion is not modified in respect of this matter.

VII. Restriction on Use or Distribution included in the Audit Reports of a limited liability partnership and a controlled trust forming part of the Group which do not require adjustment to the Restated Consolidated Financial Information for the year ended 31 March 2024:

1. Healthy Hey Foods LLP

These special purpose Ind As financial statements has been prepared solely for the purpose of internal management purpose of Group Consolidation. Nangia & Co, LLP shall not accept any liability or any duty of care for any other purpose or to any other person to whom this report is shown or into whose hands it may come without our prior consent in writing.

2. Brainbees ESOP Trust

We draw attention to Note A to the financial statements which describes the basis of accounting. The financial statements are prepared for the purpose of preparation of Restated Consolidated Financial Information of Brainbees Solutions Limited [“the ultimate holding company”], which will be included in the offer document in connection with the proposed issue of equity shares comprising a fresh issue of equity shares by Ultimate Holding Company and an offer for sale of equity shares by certain shareholders of the Ultimate Holding Company. As a result, the financial statements may not be suitable for other purpose. Our report is intended solely for the trust and should not be used by or distributed to parties other than the trust.

VIII. Emphasis of Matter included in the Audit Reports of 3 subsidiaries forming part of the Group which do not require adjustment to the Restated Consolidated Financial Information for the year ended 31 March 2024:

1. HS Fitness Private Limited

We draw attention to Note B38 of the Ind AS Financial Statements wherein the Company has reported that during the financial year ended March 31, 2024, one of the warehouses where the inventory of the Company was lying, caught fire and resultantly the inventory lying therein has been destroyed. At the date of incident, there was inventory of INR 46.43 million. The Company has filed a provisional insurance claim in the Month of April 2024, before the date of finalisation of the financial statements for the year ended March 31, 2024 and the same is still under process to get finalised from the insurance company. The Company had already availed/ claimed unutilised GST ITC of INR 8.25 million on such stock lost by fire. The corresponding financial impact is considered in the financial statements and the judgement as per management assessment no further assessment is required in the financial statement in this regard.

Our opinion on the Ind AS Financial Statements is not modified in respect of above matter.

2. Frootle India Private Limited

We draw attention to Note B36 of the Ind AS Financial Statements wherein the Company has reported in subsequent events that after the date as which these Ind As financial statements have been prepared for March 31, 2024, one of the warehouses where the inventory of the Company was lying, caught fire and resultantly the inventory lying therein has been destroyed. The incident took place on April 27, 2024 but before finalization of the Ind As financial statements for the year ended March 31, 2024. At the date of incident, there was inventory of INR 345.61 million in approximate value. The Company has filed a provisional insurance claim in the Month of May 2024, before the date of finalisation of the financial statements for the year ended March 31, 2024. The claim is still under process to get finalised from the insurance company. The Company had already availed/ claimed unutilised GST ITC of INR 73.47 million on such stock lost by fire. Since, the event took place post the reporting date of March 31, 2024, it is a non-adjusting event in these Ind As financial statements. In the judgement of management, other than business loss for a temporary period there is no threat to the Going Concern of the business and hence does not warrant any adjustment to the financial assertions made in the Ind As financial statement.

Our opinion on the Ind AS Financial Statements is not modified in respect of above matter.

3. Wellspire India Private Limited

We draw attention to Note B31 of the Ind AS Financial Statements wherein the Company has reported in subsequent events that after the date as of which these Ind AS Financial Statements have been prepared for March 31, 2024, one of the warehouses where the inventory of the Company was lying, caught fire and resultantly the inventory lying therein has been destroyed. The incident took place on April 27, 2024 but before finalisation of the Ind AS financial statements for the year ended March 31, 2024. At the date of incident, there was inventory of INR 99.99 million in approximate value. The Company has filed a provisional insurance claim in the Month of May 2024, before the date of finalisation of the financial statements for the year ended March 31, 2024. The claim is still under process to get finalised from the insurance company. The Company had already availed/ claimed unutilised GST ITC of INR 18 million on such stock lost by fire. Since, the event took place post the reporting date of March 31, 2024, it is a non-adjusting event in these Ind AS financial statements and hence, no corresponding financial impact is considered in the Ind AS financial statements. In the judgement of Management, other than business loss for a temporary period there is no threat to the Going Concern of the business and hence does not warrant any adjustment to the financial assertions made in the Ind AS financial statements.

Our opinion on the Ind AS Financial Statements is not modified in respect of above matter.

IX. Reporting under Rule 11(g) of the Companies (Audit and Auditors) Rules, 2014 (as amended) included in the Audit Reports which do not require adjustment to the Restated Consolidated Financial Information for the year ended 31 March 2024:

1. Frootle India Private Limited

The reporting under Rule 11(g) of the Companies (Audit and Auditors) Rules, 2014 is applicable from 1st April 2023. Based on our examination which included test checks, except for the instances mentioned below, the Company has used accounting softwares for maintaining its books of account, which have a feature of recording audit trail (edit log) facility and the same has operated throughout the year for all relevant transactions recorded in the respective software:

The feature of recording audit trail (edit log) facility was not enabled at the database level to log any direct data changes for the payroll management softwares used for maintaining the payroll records for the period 1st April 2023 to 14th August 2023. Further, for the periods where audit trail (edit log) facility was enabled and operated throughout the year for the respective accounting software, we did not come across any instance of the audit trail feature being tampered with.

2. Wellspire India Private Limited

The reporting under Rule 11(g) of the Companies (Audit and Auditors) Rules, 2014 is applicable from 1st April 2023. Based on our examination which included test checks, except for the instances mentioned below, the Company has used accounting softwares for maintaining its books of account, which have a feature of recording audit trail (edit log) facility and the same has operated throughout the year for all relevant transactions recorded in the respective software:

The feature of recording audit trail (edit log) facility was not enabled at the database level to log any direct data changes for the payroll management softwares used for maintaining the payroll records for the period 1st April 2023 to 14th August 2023.

Further, for the periods where audit trail (edit log) facility was enabled and operated throughout the year for the respective accounting software, we did not come across any instance of the audit trail feature being tampered with.

3. Kuber Mart Industries Private Limited

Based on our examination which included test checks, the company has used an accounting software for maintaining its books of account for the financial year ended 31st March 2024, which does not have the feature of recording audit trail (edit log) facility.

As proviso to Rule 3(1) of the Companies (Accounts) Rules, 2014 is applicable from April 1, 2023, reporting under Rule 11(g) of the Companies (Audit and Auditors) Rules, 2014 on preservation of Audit trail as per the statutory requirements for records retention is not applicable for the financial year ended 31st March 2024.

4. Prayosha Expo Private Limited

Based on our examination which included test checks, the company has used an accounting software for maintaining its books of account for the financial year ended 31st March 2024, which does not have the feature of recording audit trail (edit log) facility. As proviso to Rule 3(1) of the Companies (Accounts) Rules, 2014 is applicable from April 1, 2023, reporting under Rule 11(g) of the Companies (Audit and Auditors) Rules, 2014 on preservation of Audit trail as per the statutory requirements for records retention is not applicable for the financial year ended 31st March 2024.

5. Swara Hygiene Private Limited

Based on our examination, which include test check, the Company has used accounting software for maintaining its books of account for the financial year ended March 31, 2024 which has a feature of recording audit trail (edit log) facility and the same has operated throughout the year except for partial period from April 01, 2023 to April 07, 2023. The Company has enabled the audit trail features in the accounting software w.e.f April 08, 2023. Further, during the course of our audit we did not come across any instance of the audit trail feature being tampered with for the period from April 08, 2023 to March 31, 2024.

Proviso to Rule 3(1) of the Companies (Accounts) Rules, 2014 for maintaining books of account using accounting software which has a feature of recording audit trail (edit log) facility is applicable to the Company with effect from April 1, 2023, and accordingly, reporting under Rule 11(g) of Companies (Audit and Auditors) Rules, 2014 is applicable for the financial year ended March 31, 2024.

6. Digital Age Retail Private Limited

Remarks as required by section 143(3) under heading 'Report on Other Legal and Regulatory Requirement'

- a. In our opinion, proper books of account as required by law have been kept by the Company so far as it appears from our examination of those books, except for the matters stated in paragraph below on reporting under Rule 11(g) of the Companies (Audit and Auditors) Rules, 2014 (as amended).;
- b. The adverse remark relating to the maintenance of accounts and other matters connected there with are as stated in paragraph (a) above on reporting under section 143(3)(b) of the Act and paragraph below on reporting under Rule 11(g) of the Companies (Audit and Auditors) Rules, 2014 (as amended);

As stated in note 42 to the financial statements and based on our examination which included test checks, except for instances mentioned below, the Company, in respect of financial year commencing on 1 April 2023, has used accounting software for maintaining its books of account, which have a feature of recording audit trail (edit log) facility and the same have been operated for all relevant transactions recorded in the software. Further, during the course of our audit we did not come across any instance of audit trail feature being tampered with, other than the consequential impact of the exceptions given below:

- a) The audit trail feature in the accounting software used for maintenance of accounting records was not enabled throughout the year.
- b) The audit trail feature was not enabled at the database level for another accounting software to log any direct data changes, used for maintenance of billing records by the Company.

7. Firmroots Private Limited

Remarks as required by section 143(3) under heading 'Report on Other Legal and Regulatory Requirement'

- a. In our opinion, proper books of account as required by law have been kept by the Company so far as it appears from our examination of those books, except for the matters stated below on reporting under Rule 11(g) of the Companies (Audit and Auditors) Rules, 2014 (as amended). Further, the back-up of the books of accounts and other books and papers of the Company maintained in electronic mode has not been maintained on servers physically located in India, on a daily basis;
- b. The qualification relating to the maintenance of accounts and other matters connected therewith are as stated in paragraph (a) above on reporting under section 143(3)(b) of the Act and paragraph below on reporting under Rule 11(g) of the Companies (Audit and Auditors) Rules, 2014 (as amended);

As stated in note 40 of to the accompanying financial statements and based on our examination which included test checks the Company, in respect of financial year commencing on 1 April 2023, has used an accounting software for maintaining its books which is operated by a third-party software service provider.

In the absence of the 'Independent Service Auditor's Assurance Report on the Description of Controls, their Design and Operating Effectiveness' ('Type 2 report' issued in accordance with SAE 3402, Assurance Reports on Controls at a Service Organisation), we are unable to comment on whether audit trail feature at the database of the said software was enabled and operated throughout the year.

Further, during the course of our audit we did not come across any instance of audit trail feature being tampered with, at the application level where such feature is enabled.

8. Solis Hygiene Private Limited

Remarks as required by section 143(3) under heading 'Report on Other Legal and Regulatory Requirement'

- a. In our opinion, proper books of account as required by law have been kept by the Company so far as it appears from our examination of those books, except for the matters stated in paragraph below on reporting under Rule 11(g) of the Companies (Audit and Auditors) Rules, 2014 (as amended).

- b. The qualification relating to the maintenance of accounts and paragraph (a) above on reporting under section 143(3)(b) of the Act and paragraph below on reporting under Rule 11(g) of the Companies (Audit and Auditors) Rules, 2014 (as amended);

As stated in note 47 to the financial statements and based on our examination which included test checks, the Company, in respect of financial year commencing on 1 April 2023, has used an accounting software for maintaining its books of account, which has a feature of recording audit trail (edit log) facility and the same has been operated throughout the year for all relevant transactions recorded in the software except that, audit trail was not enabled for the period 1 April 2023 to 3 April 2023. Further, during the course of our audit we did not come across any instance of audit trail feature being tampered with where such feature is enabled.

9. Globalbees Brands Private Limited

Remarks as required by section 143(3) under heading 'Report on Other Legal and Regulatory Requirement'

- a. In our opinion, proper books of account as required by law have been kept by the Company so far as it appears from our examination of those books except for the matters stated in paragraph below on reporting under Rule 11(g) of the Companies (Audit and Auditors) Rules, 2014 (as amended).
- b. The qualification relating to the maintenance of accounts and other matters connected therewith are as stated in paragraph (a) above on reporting under section 143(3)(b) of the Act and paragraph below on reporting under Rule 11(g) of the Companies (Audit and Auditors) Rules, 2014 (as amended);

As stated in note 50 to the financial statements and based on our examination which included test checks the Company, in respect of financial year commencing on 1 April 2023, has used an accounting software for maintaining its books of account which is operated by a third-party software service provider.

In the absence of any information on existence of audit trail (edit logs) for any direct changes made at the database level in the 'Independent Service Auditor's Report on a Description of the Service Organization's System and the Suitability of the Design and Operating Effectiveness of Controls' ('Type 2 report', issued in accordance with AICPA Description criteria), we are unable to comment on whether audit trail feature with respect to the database of the said software was enabled and operated throughout the year. Further, during the course of our audit we did not come across any instance of audit trail feature being tampered with, at the application level where such feature is enabled.

10. Swara Baby Products Private Limited

Remarks as required by section 143(3) under heading 'Report on Other Legal and Regulatory Requirement'

- a. In our opinion, proper books of account as required by law have been kept by the Company so far as it appears from our examination of those books, except for the matters stated in paragraph below on reporting under Rule 11(g) of the Companies (Audit and Auditors) Rules, 2014 (as amended).;
- b. The qualification relating to the maintenance of accounts and other matters connected therewith are as stated in paragraph above on reporting under section 143(3)(b) of the Act and paragraph below on reporting under Rule 11(g) of the Companies (Audit and Auditors) Rules, 2014 (as amended);

As stated in note 47 to the financial statements and based on our examination which included test checks, except for instances mentioned below, the Company, in respect of financial year commencing on 1 April 2023, has used an accounting software for maintaining its books of account, which has a feature of recording audit trail (edit log) facility and the same has been operated for all relevant transactions recorded in the software. Further, during the course of our audit we did not come across any instance of audit trail feature being tampered with, other than the consequential impact of the exceptions given below:

- a) The audit trail feature for accounting software used for maintenance of accounting records was not enabled from 1 April 2023 to 13 April 2023.
- b) The accounting software used for maintenance of books of accounts of the Company from 13 April 2023 to 31 March 2024 did not capture the details of who made the changes i.e., User Id for one location.

11. Brainbees Solutions Limited

Remarks as required by section 143(3) under heading 'Report on Other Legal and Regulatory Requirement'

- a. In our opinion, proper books of account as required by law have been kept by the Company so far as it appears from our examination of those books, except for the matters stated in paragraph 13(h)(vi) below on reporting under Rule 11(g) of the Companies (Audit and Auditors) Rules, 2014 (as amended).
- b. The adverse remark relating to the maintenance of accounts and other matters connected there with are as stated in paragraph 13(b) above on reporting under section 143(3)(b) of the Act and paragraph 13(h)(vi) below on reporting under Rule 11(g) of the Companies (Audit and Auditors) Rules, 2014 (as amended);

As stated in note 50 to the standalone financial statements and based on our examination which included test checks, except for instances mentioned below, the Company, in respect of financial year commencing on 1 April 2023, has used accounting software for maintaining its books of account, which have a feature of recording audit trail (edit log) facility and the same have been operated for all relevant transactions recorded in the software. Further, during the course of our audit we did not come across any instance of audit trail feature being tampered with, other than the consequential impact of the exceptions given below:

- a) The audit trail feature in the accounting software used for maintenance of accounting records was not enabled throughout the year.
- b) The audit trail feature was not enabled at the database level for another accounting software to log any direct data changes, used for maintenance of billing records by the Company.

12. Brainbees Solutions Limited (Consolidated)

Remarks as required by section 143(3) under heading 'Report on Other Legal and Regulatory Requirement'

- a. In our opinion, proper books of account as required by law relating to preparation of the aforesaid consolidated financial statements have been kept so far as it appears from our examination of those books and the reports of the other auditors, except for the matters stated in paragraph below on reporting under Rule 11(g) of the Companies (Audit and Auditors) Rules, 2014 (as amended).

- b. The qualification / adverse remark relating to the maintenance of accounts and other matters connected there with are as stated in paragraph (a) above on reporting under section 143(3)(b) of the Act and paragraph below on reporting under Rule 11(g) of the Companies (Audit and Auditors) Rules, 2014 (as amended);

As stated in note 42 to the consolidated financial statements and based on our examination which included test checks and that performed by the respective auditors of the subsidiaries of the Holding Company which are companies incorporated in India and audited under the Act, except for the instances mentioned below, the Holding Company and its subsidiaries, in respect of financial year commencing on 1 April 2023, have used accounting software for maintaining their books of account, which have a feature of recording audit trail (edit log) facility and the same have been operated throughout the year for all relevant transactions recorded in the software. Further, during the course of our audit we and respective auditors of the above referred subsidiaries did not come across any instance of audit trail feature being tampered with, other than the consequential impact of the exceptions given below:

1. In case of the Holding Company and one subsidiary –
 - a. The audit trail feature in the accounting software used for maintenance of accounting records was not enabled throughout the year, and
 - b. The audit trail feature was not enabled at the database level for another accounting software to log any direct data changes, used for maintenance of billing records.
2. In case of two subsidiaries - The accounting software used for maintenance of all accounting records and payroll records are operated by third-party service provider. The audit trail feature was not enabled at the application level for the period 1 April 2023 to 14 August 2023 for the payroll software. In the absence of any information on existence of audit trail (edit logs) for any direct changes made at the database level in the 'Independent Service Auditor's Report on a Description of the Service Organization's System and the Suitability of the Design and Operating Effectiveness of Controls' ('Type 2 report', issued in accordance with AICPA Description criteria), we are unable to comment on whether audit trail feature with respect to the database was enabled and operated throughout the year used for both the accounting software.
3. In case of one subsidiary -
 - a. The audit trail feature for accounting software used for maintenance of accounting records was not enabled from 1 April 2023 to 13 April 2023, and
 - b. The said accounting software did not capture the details of who made the changes i.e., User Id for one location from 13 April 2023 to 31 March 2024.
4. In case of one subsidiary - The audit trail feature for accounting software used for maintenance of accounting records was not enabled from 1 April 2023 to 3 April 2023.
5. In case of one subsidiary - The audit trail feature for accounting software used for maintenance of accounting records was not enabled from 1 April 2023 to 7 April 2023.
6. In case of two subsidiaries - The audit trail feature for accounting software used for maintenance of accounting records was not enabled throughout the year.
7. In case of one subsidiary - In the absence of the 'Independent Service Auditor's Assurance Report on the Description of Controls, their Design and Operating Effectiveness' ('Type 2 report' issued in accordance with SAE 3402, Assurance Reports on Controls at a Service Organisation), we are unable to comment on whether audit trail feature at the database of the said software was enabled and operated throughout the year.

8. In case of sixteen subsidiaries - In the absence of any information on existence of audit trail (edit logs) for any direct changes made at the database level in the 'Independent Service Auditor's Report on a Description of the Service Organization's System and the Suitability of the Design and Operating Effectiveness of Controls' ('Type 2 report', issued in accordance with AICPA Description criteria), we are unable to comment on whether audit trail feature with respect to the database of the said software was enabled and operated throughout the year.

Appendix C to the Examination Report

Details of the entities audited by other auditors and examined by us:

Sr. No.	Name of the entity	Nature of relationship to the Company	Name of Auditor	Date of audit report for year ended 31 March 2024	Date of audit report for the year ended 31 March 2023
1.	Edubees Educational Trust	Controlled trust	P.R. Charkha & Co.	25 June 2024	02 September 2023
2.	Swara Hygiene Private Limited	Step down subsidiary	BANSAL & CO. LLP	28 June 2024	05 September 2023
3.	Intellibeas Solutions Pvt Ltd	Subsidiary	B NERKAR AND ASSOCIATES	25 June 2024	17 August 2023
4.	Better & Brighter Home Care Private Limited	Step down subsidiary	NANGIA & CO LLP	21 June 2024	28 August 2023
5.	Eyezen Technologies Private Limited	Step down subsidiary	NANGIA & CO LLP	18 June 2024	28 August 2023
6.	Cloud Lifestyle Private Limited	Step down subsidiary	J.C. BHALLA & CO.	26 June 2024	29 August 2023
7.	Maxinique Solution Private Limited	Step down subsidiary	J.C. BHALLA & CO.	26 June 2024	29 August 2023
8.	HealthyHey Foods LLP	Limited liability partnership	NANGIA & CO LLP	18 June 2024	29 August 2023
9.	Butternut Ventures Private Limited	Step down subsidiary	NANGIA & CO LLP	18 June 2024	28 August 2023
10.	Mush Textiles Private Limited	Step down subsidiary	J.C. BHALLA & CO.	26 June 2024	29 August 2023
11.	Dynamic IT Solution Private Limited	Step down subsidiary	J.C. BHALLA & CO.	26 June 2024	29 August 2023
12.	HS Fitness Private Limited	Step down subsidiary	NANGIA & CO LLP	21 June 2024	29 August 2023
13.	Solarista Renewables Private Limited	Step down subsidiary	NANGIA & CO LLP	18 June 2024	29 August 2023
14.	Encasa Homes Private Limited	Step down subsidiary	NANGIA & CO LLP	01 July 2024	30 August 2023
15.	Frootle India Private Limited	Step down subsidiary	NANGIA & CO LLP	05 June 2024	30 August 2023
16.	Wellspire India Private Limited	Step down subsidiary	NANGIA & CO LLP	18 June 2024	28 August 2023

Sr. No.	Name of the entity	Nature of relationship to the Company	Name of Auditor	Date of audit report for year ended 31 March 2024	Date of audit report for the year ended 31 March 2023
17.	Prayosha Expo Private Limited	Step down subsidiary	J.C. BHALLA & CO.	26 June 2024	29 August 2023
18.	JW Brands Private Limited	Step down subsidiary	J.C. BHALLA & CO.	26 June 2024	29 August 2023
19.	Plantex E-Commerce Private Limited	Step down subsidiary	Shah Malay and Company	24 June 2024	30 August 2023
20.	Kitchenopedia Appliances Private Limited	Step down subsidiary	NANGIA & CO LLP	21 June 2024	28 August 2023
21.	Joybees Private Limited	Subsidiary	B NERKAR AND ASSOCIATES	25 June 2024	22 August 2023
22.	Brainbees ESOP Trust	Controlled Trust	B NERKAR AND ASSOCIATES	25 June 2024	Not Applicable

(This space is intentionally kept blank.)

Appendix D to the Examination Report

List of the entities whose Financial Statements as of and for the year ended 31 March 2024 are neither audited by us nor by other auditors:

Sr. No.	Name of the entity	Nature of relationship to the Company
1.	Globalbees Brands DWC LLC	Step down subsidiary
2.	Shenzhen Starbees Services LTD	Subsidiary

List of the entities whose Financial Statements as of and for the year ended 31 March 2023 are neither audited by us nor by other auditors:

Sr. No.	Name of the entity	Nature of relationship to the Company
1.	Globalbees Brands DWC LLC	Step down subsidiary
2.	Brainbees ESOP Trust	Controlled trust
3.	Shenzhen Starbees Services LTD	Subsidiary

(This space is intentionally kept blank.)

Appendix E to the Examination Report

Details of the entities where examination reports have been issued by the other auditors:

Sr. No.	Name of the entity	Nature of relationship to the Company	Name of the auditor
1.	Firstcry Management DWC LLC (Consolidated)*	Subsidiary	Grant Thornton Audit and Accounting Limited (Dubai Branch)
2.	Merhaki Foods and Nutrition Private Limited	Step-down Subsidiary	BANSAL & CO. LLP
3.			
4.	Kuber Mart Industries Private Limited	Step-down Subsidiary	BANSAL & CO. LLP
5.	DF Pharmacy Limited	Step-down Subsidiary	BANSAL & CO. LLP
6.	Candes Technology Private Limited	Step-down Subsidiary	BANSAL & CO. LLP

*includes the financial statements of Firstcry Management DWC LLC and financial statements of three step down subsidiaries (i) Firstcry Retail DWC LLC, (ii) Firstcry General Trading LLC and (iii) Firstcry Trading Company.

(This space is intentionally kept blank.)

Brainbees Solutions Limited (formerly known as Brainbees Solutions Private Limited)
Annexure I - Restated Consolidated Statement of Assets and Liabilities
(All amounts in Rupees million, unless otherwise stated)

Particulars	Note No.	As at March 31, 2024	As at March 31, 2023	As at March 31, 2022
ASSETS				
Non-current assets				
Property, plant and equipment	1(a)	6,691.57	4,215.74	2,460.79
Capital work-in-progress	1(a)	5.05	245.25	414.21
Right of use asset	1(c)	9,008.81	7,116.56	3,242.08
Goodwill	1(d)	7,781.54	7,758.41	6,417.80
Other intangible assets	1(e)	15,197.68	16,240.84	10,004.94
Intangible assets under development	1(e)	0.30	19.64	3.16
Financial assets				
(a) Investments	2	50.08	0.08	-
(b) Other financial assets	3(a)	946.20	891.22	322.31
Deferred tax assets	4(a)	1,897.42	1,627.88	1,130.02
Income tax assets (net)	5(a)	324.99	273.40	139.91
Other non-current assets	7(a)	2,665.03	2,780.37	823.46
Total non-current assets		44,568.67	41,169.39	24,958.68
Current assets				
Inventories	8	16,294.62	12,860.03	9,795.52
Financial assets				
(a) Investments	3	0.07	0.04	0.04
(b) Trade receivables	9	2,184.07	2,251.30	2,179.82
(c) Cash and cash equivalents	10(a)	3,616.96	2,593.51	4,048.69
(d) Bank balances other than (c) above	10(b)	3,120.91	9,200.15	18,633.10
(e) Loans	6	360.82	390.77	106.96
(f) Other financial assets	3(b)	791.91	130.62	128.25
Other current assets	7(b)	4,165.80	2,602.46	2,120.57
Total current assets		30,535.16	30,028.88	37,012.95
Total assets		75,103.83	71,198.27	61,971.63
Equity and liabilities				
Equity				
Equity share capital	11(a)	814.71	814.71	814.07
Equity component of compulsorily convertible preference shares	11(b)	70.37	70.37	70.37
Other equity	12(a)	30,822.28	33,677.49	34,394.93
Equity attributable to owners of the Company		31,707.36	34,562.57	35,279.37
Non-Controlling interests	12(b)	6,207.17	7,434.35	7,601.04
Total equity		37,914.53	41,996.92	42,880.41
Liabilities				
Non-current liabilities				
Financial liabilities				
(a) Borrowings	13(a)	2,294.60	550.40	511.02
(b) Lease liabilities	1(c)	8,482.77	6,408.86	2,622.90
(c) Other financial liabilities	13(b)	7,085.52	6,819.48	4,844.22
Provisions	14(a)	249.44	187.51	134.81
Deferred tax liabilities	4(a)	2,845.15	3,014.62	1,745.39
Other non-current liabilities	16(a)	541.15	172.06	119.43
Total non-current liabilities		21,498.63	17,152.93	9,977.77
Current liabilities				
Financial liabilities				
(a) Borrowings	13(a)	2,332.62	1,214.34	390.60
(b) Lease Liabilities	1(c)	1,115.48	817.49	569.02
(c) Trade payables				
Total outstanding dues of micro enterprises and small enterprises	15	874.86	339.38	112.04
Total outstanding dues of creditors other than micro enterprises and small enterprises	15	8,204.60	7,039.33	5,177.10
(d) Other financial liabilities	13(c)	1,268.23	1,159.86	2,117.76
Other current liabilities	16(b)	1,782.52	1,396.93	659.31
Provisions	14(b)	56.58	49.96	32.19
Current tax liabilities (net)	5(b)	55.78	31.13	55.43
Total current liabilities		15,690.67	12,048.42	9,113.45
Total equity and liabilities		75,103.83	71,198.27	61,971.63

The above Annexure should be read with the basis of preparation and significant accounting policies appearing in Annexure V, Notes to the Restated Consolidated Financial Information appearing in Annexure VI and Statement of Adjustments to the Restated Consolidated Financial Information appearing in Annexure VII.

As per our report of even date attached
for **Walker Chandiook & Co LLP**
Chartered Accountants
Firm Registration number - 001076N/N500013

for and on behalf of the Board of Directors
Brainbees Solutions Limited (formerly known as Brainbees Solutions Private Limited)

Shashi Tadwalkar
Partner
Membership No. - 101797
Place : Pune
Date : 05 July 2024

Supam Maheshwari
Managing Director
DIN : 01730685
Place : Pune
Date : 05 July 2024

Sanket Hattimattur
Director
DIN : 09593712
Place : Pune
Date : 05 July 2024

Gautam Sharma
Group Chief Financial Officer
Place : Pune
Date : 05 July 2024

Neelam Jethani
Company Secretary
Place : Pune
Date : 05 July 2024

Brainbees Solutions Limited (formerly known as Brainbees Solutions Private Limited)
Annexure II - Restated Consolidated Statement of Profit and Loss
(All amounts in Rupees million, unless otherwise stated)

Particulars	Note No.	For the year ended March 31, 2024	For the year ended March 31, 2023	For the year ended March 31, 2022
Income				
Revenue from operations	17	64,808.56	56,325.39	24,012.88
Other income	18	942.25	987.37	1,156.28
Total income		65,750.81	57,312.76	25,169.16
Expenses				
Cost of materials consumed	19(a)	5,574.65	4,795.19	2,228.37
Purchases of stock-in-trade	19(b)	38,898.87	31,171.84	17,544.55
Changes in inventories of stock-in-trade, finished goods and work in progress	20	(2,841.56)	3,386.15	(4,051.53)
Employee benefits expense				
(i) Employee benefits expense	21(a)	5,084.21	4,083.93	2,467.17
(ii) Employee share based payment expense	21(b)	1,780.58	3,614.37	921.31
Finance costs	22	1,153.63	715.73	376.83
Depreciation and amortisation expense	23	3,708.73	2,942.83	1,108.88
Other expenses	24	15,606.90	12,446.63	5,085.02
Total expenses		68,966.01	63,156.67	25,680.60
Loss from continuing operations before exceptional item and income tax		(3,215.20)	(5,843.91)	(511.44)
Exceptional items income (net)	24(a)	-	543.68	-
Loss before tax		(3,215.20)	(5,300.23)	(511.44)
Tax expense				
Current tax	25	(438.05)	(172.05)	(121.42)
Deferred tax	25	438.18	611.72	(153.99)
Total tax expense		0.13	439.67	(275.41)
Loss for the year		(3,215.07)	(4,860.56)	(786.85)
Other comprehensive income (OCI)				
Items that will not be reclassified to Statement of Profit or Loss				
Re-measurement of post-employment benefit obligations	29	3.09	27.02	7.59
Income tax relating to items that will not be reclassified to Statement of Profit or Loss				
Income tax relating to re-measurement of post-employment benefit obligations		(0.56)	(6.56)	(2.90)
Items that will be reclassified to Statement of Profit or Loss				
Gains and losses arising from translating the financial statements of a foreign operation		(10.96)	8.67	6.99
Income tax relating to items that will be reclassified to Statement of Profit or Loss				
Income tax relating to gains and losses arising from translating the financial statements of a foreign operation		1.83	(4.36)	(0.89)
Total other comprehensive income		(6.60)	24.77	10.79
Total comprehensive loss for the year		(3,221.67)	(4,835.79)	(776.06)
Loss for the year				
Attributable to:				
Owners of the Company		(2,742.77)	(4,410.81)	(719.29)
Non-controlling interests		(472.30)	(449.75)	(67.56)
Total other comprehensive (loss)/income		(3,215.07)	(4,860.56)	(786.85)
Attributable to:				
Owners of the Company		(8.02)	24.61	13.63
Non-controlling interests		1.42	0.16	(2.84)
Total comprehensive loss for the year		(6.60)	24.77	10.79
Attributable to:				
Owners of the Company		(2,750.79)	(4,386.20)	(705.66)
Non-controlling interests		(470.88)	(449.59)	(70.40)
Total comprehensive loss for the year		(3,221.67)	(4,835.79)	(776.06)
Earning per share	26			
Basic earning per share (Rs.)		(6.20)	(9.97)	(1.74)
Diluted earning per share (Rs.)		(6.20)	(9.97)	(1.74)

The above Annexure should be read with the basis of preparation and significant accounting policies appearing in Annexure V, Notes to the Restated Consolidated Financial Information appearing in Annexure VI and Statement of Adjustments to the Restated Consolidated Financial information appearing in Annexure VII.

As per our report of even date attached
for **Walker Chandiook & Co LLP**
Chartered Accountants
Firm Registration number - 001076N/N500013

for and on behalf of the Board of Directors
Brainbees Solutions Limited (formerly known as Brainbees Solutions Private Limited)

Shashi Tadwalkar
Partner
Membership No. - 101797
Place : Pune
Date : 05 July 2024

Supam Maheshwari
Managing Director
DIN : 01730685
Place : Pune
Date : 05 July 2024

Sanket Hattimattur
Director
DIN : 09593712
Place : Pune
Date : 05 July 2024

Gautam Sharma
Group Chief Financial Officer
Place : Pune
Date : 05 July 2024

Neelam Jethani
Company Secretary
Place : Pune
Date : 05 July 2024

Brainbees Solutions Limited (formerly known as Brainbees Solutions Private Limited)
Annexure III - Restated Consolidated Statement of change in equity
(All amounts in Rupees million, unless otherwise stated)

A Share capital

(i) Equity Share capital

Particulars	As at March 31, 2024	As at March 31, 2023	As at March 31, 2022
At the beginning of the year	814.71	814.07	714.47
Changes in equity share capital during the year	-	0.64	99.60
Outstanding at the end of the year	814.71	814.71	814.07

(ii) Equity component of compulsorily convertible preference shares

Particulars	As at March 31, 2024	As at March 31, 2023	As at March 31, 2022
At the beginning of the year	70.37	70.37	70.43
Changes in equity component of compulsorily convertible preference shares during the year	-	-	(0.06)
Outstanding at the end of the year	70.37	70.37	70.37

B Other equity

Particulars	Attributable to the owners of the Company							Non-Controlling Interests
	Reserves & Surplus					Item of OCI	Total	
	Retained earnings	Share options outstanding account	Securities premium	Capital redemption reserve	Remeasurement of the net defined benefit Plans	Foreign Currency Translation Reserve	Total attributable to owners of the Company	
Balance as at April 1, 2021	4,090.66	956.59	28,516.33	6.59	22.53	(7.03)	33,585.67	975.83
Loss for the year	(719.29)	-	-	-	-	-	(719.29)	(67.56)
Other comprehensive income (net of tax)	-	-	-	-	7.53	-	7.53	(2.84)
Total comprehensive (loss)/income for the year	(719.29)	-	-	-	7.53	-	(711.76)	(70.40)
<i>Transactions with owners, recorded directly in equity</i>								
Share based payment expense (refer note 21(a))	-	921.65	-	-	-	-	921.65	-
Premium on issue of Equity Shares (refer note 12(a))	-	-	310.62	-	-	-	310.62	-
Exercise of Options vested (refer note 32)	-	(298.37)	-	-	-	-	(298.37)	-
On account of Conversion of Option 1 CCPS into Equity Shares (refer note 11(b))	(22.80)	-	-	-	-	-	(22.80)	-
Repurchase of equity interest (refer note 32)	(726.97)	(231.50)	-	-	-	-	(958.47)	-
Transferred from share option outstanding account to retained earnings	309.44	(309.44)	-	-	-	-	-	-
Adjustments due to change in share of Holding Company (Refer Note 30(d))	1,575.78	-	-	-	-	-	1,575.78	6,695.61
Others	(17.65)	-	-	-	-	4.16	(13.49)	-
Gains and losses arising from translating the financial statements of a foreign operation	-	-	-	-	-	6.10	6.10	-
Total	1,117.80	82.34	310.62	-	-	10.26	1,521.02	6,695.61
Balance at March 31, 2022	4,489.17	1,038.93	28,826.95	6.59	30.06	3.23	34,394.93	7,601.04

Brainbees Solutions Limited (formerly known as Brainbees Solutions Private Limited)
Annexure III - Restated Consolidated Statement of change in equity
(All amounts in Rupees million, unless otherwise stated)

B Other equity (continued)

Particulars	Attributable to the owners of the Company							Non-Controlling Interests
	Reserves & Surplus					Item of OCI	Total	
	Retained earnings	Share options outstanding account	Securities premium	Capital redemption reserve	Remeasurement of the net defined benefit Plans	Foreign Currency Translation Reserve	Total attributable to owners of the Company	
Balance as at April 1, 2022	4,489.17	1,038.93	28,826.95	6.59	30.06	3.23	34,394.93	7,601.04
Addition on account of business combination (refer note 30)	-	-	-	-	-	-	-	282.90
Loss for the year	(4,410.81)	-	-	-	-	-	(4,410.81)	(449.75)
Other comprehensive income (net of tax)	-	-	-	-	20.30	-	20.30	0.16
Total comprehensive (loss)/income for the year	(4,410.81)	-	-	-	20.30	-	(4,390.51)	(166.69)
<i>Transactions with owners, recorded directly in equity</i>								
Premium on issue of Equity Shares (refer note 12(a))	-	-	5.26	-	-	-	5.26	-
Exercise of Options vested (refer note 32)	-	(4.79)	-	-	-	-	(4.79)	-
Share based payment expense (refer note 21(a))	-	3,614.37	-	-	-	-	3,614.37	-
Adjustments due to change in Share of Holding Company (Refer Note 30)	77.39	-	-	-	-	-	77.39	-
Others	(21.28)	-	-	-	-	(2.19)	(23.47)	-
Gains and losses arising from translating the financial statements of a foreign operation	-	-	-	-	-	4.31	4.31	-
Total	56.11	3,609.58	5.26	-	-	2.12	3,673.07	-
Balance at March 31, 2023	134.47	4,648.51	28,832.21	6.59	50.36	5.35	33,677.49	7,434.35

Particulars	Attributable to the owners of the Company							Non-Controlling Interests
	Reserves & Surplus					Item of OCI	Total	
	Retained earnings	Share options outstanding account	Securities premium	Capital redemption reserve	Remeasurement of the net defined benefit Plans	Foreign Currency Translation Reserve	Total attributable to owners of the Company	
Balance as at April 1, 2023	134.47	4,648.51	28,832.21	6.59	50.36	5.35	33,677.49	7,434.35
Loss for the period	(2,742.77)	-	-	-	-	-	(2,742.77)	(472.30)
Other comprehensive income (net of tax)	-	-	-	-	1.08	-	1.08	1.42
Total comprehensive (loss)/income for the period	(2,742.77)	-	-	-	1.08	-	(2,741.69)	(470.88)
<i>Transactions with owners, recorded directly in equity</i>								
Share based payment expense (refer note 21(a))	-	1,780.97	-	-	-	-	1,780.97	-
Adjustments due to change in Share of Holding Company (Refer Note 30)	(1,880.62)	-	-	-	-	-	(1,880.62)	(756.30)
Others	(13.39)	-	-	-	-	8.65	(4.74)	-
Gains and losses arising from translating the financial statements of a foreign operation	-	-	-	-	-	(9.13)	(9.13)	-
Total	(1,894.01)	1,780.97	-	-	-	(0.48)	(113.52)	756.30
Balance at March 31, 2024	(4,502.31)	6,429.48	28,832.21	6.59	51.44	4.87	30,822.28	6,207.17

The above Annexure should be read with the basis of preparation and significant accounting policies appearing in Annexure V, Notes to the Restated Consolidated Financial Information appearing in Annexure VI and Statement of Adjustments to the Restated Consolidated Financial information appearing in Annexure VII.

As per our report of even date attached
for **Walker Chandiook & Co LLP**
Chartered Accountants
Firm Registration number - 001076N/N500013

for and on behalf of the Board of Directors
Brainbees Solutions Limited (formerly known as Brainbees Solutions Private Limited)

Shashi Tadwalkar
Partner
Membership No. - 101797
Place : Pune
Date : 05 July 2024

Supam Maheshwari
Managing Director
DIN : 01730685
Place : Pune
Date : 05 July 2024

Sanket Hattimattur
Director
DIN : 09593712
Place : Pune
Date : 05 July 2024

Gautam Sharma
Group Chief Financial Officer
Place : Pune
Date : 05 July 2024

Neelam Jethani
Company Secretary
Place : Pune
Date : 05 July 2024

Brainbees Solutions Limited (formerly known as Brainbees Solutions Private Limited)
Annexure IV - Restated Consolidated Statement of Cash Flows
(All amounts in Rupees million, unless otherwise stated)

Particulars	For the year ended March 31, 2024	For the year ended March 31, 2023	For the year ended March 31, 2022
Cash flows from operating activities			
Loss before tax	(3,215.20)	(5,300.23)	(511.44)
Adjustments for:			
Depreciation on property, plant and equipment	1,169.48	854.34	420.16
Amortisation of other intangible assets	1,087.03	1,073.22	109.72
Amortisation of right of use assets	1,452.22	1,015.27	579.00
Employee share based payment expense	1,780.58	3,614.37	921.31
Rent Concession	-	(20.01)	(8.18)
Loss/(gain) on termination of leases	78.85	(29.50)	(0.47)
Unrealised foreign currency (gain)/loss	(15.28)	(14.80)	7.07
Share of profit in Associate	-	-	-
Interest income on fixed deposits with banks	(412.22)	(560.58)	(963.12)
Investments measured at FVTPL - net change in fair value	-	-	(0.02)
Other interest income	(106.84)	(78.11)	(21.87)
Finance costs	1,153.63	715.73	376.83
Operating Profit before working capital changes	2,972.25	1,269.70	908.99
Working capital changes			
(Increase)/Decrease in trade receivables	67.23	191.79	(293.71)
(Increase)/Decrease in inventories	(3,434.59)	3,080.61	(4,020.65)
Increase in other financial assets	(1,023.38)	(296.31)	(155.28)
Decrease/(Increase) in other non-current assets	124.65	(1,284.49)	(174.16)
Increase in other current assets	(1,563.34)	(228.98)	(1,092.42)
Increase/(Decrease) in trade payables	1,700.75	(5,579.04)	1,737.05
Increase in other current and Non-current liabilities	754.64	131.07	378.60
Increase in provisions	71.64	79.66	39.37
(Decrease)/Increase in current and non-current financial liabilities	374.41	(1,621.29)	1,610.02
Cash generated from/(used in) operating activities	44.26	(4,257.28)	(1,062.19)
Income tax paid (net of refund received)	(464.99)	267.39	(255.07)
Net cash used in operating activities (A)	(420.73)	(3,989.89)	(1,317.26)
Cash flow from investing activities			
Acquisition of property, plant and equipment	(3,404.86)	(2,330.67)	(2,178.84)
Acquisition of intangible assets	(24.59)	(52.47)	(31.36)
Acquisition of other investments (net)	(50.02)	-	(0.00)
Investments in Bank deposits	(17,669.40)	(30,064.97)	(58,757.35)
Proceeds from Bank deposits	23,851.06	39,112.40	60,241.42
Acquisition of subsidiaries (refer note 30)	(2,669.17)	(3,949.46)	(5,211.24)
Loan to Employees	60.15	(283.81)	(106.96)
Interest received	536.27	609.87	1,138.52
Net cash (used in)/generated from investing activities (B)	629.44	3,040.89	(4,905.81)
Cash flow from financing activities			
Proceeds from issue of shares	-	0.64	3.17
Proceeds from securities premium	-	0.47	12.26
Proceeds from Right Issue	-	-	73.56
Proceeds from issue of shares by Subsidiaries	-	-	7,676.31
Repayment of lease liabilities (including Interest)	(1,772.89)	(1,200.92)	(572.07)
Amount paid on repurchase of equity interest (Refer Note 32)	-	-	(958.47)
Repayment of borrowings	(1,719.73)	(623.58)	(602.48)
Proceeds from borrowings	4,582.21	1,472.88	942.69
Interest paid	(274.85)	(155.67)	(131.21)
Net cash (used in)/generated from financing activities (C)	814.74	(506.18)	6,443.76
Net increase/(decrease) in cash and cash equivalents (A+B+C)	1,023.45	(1,455.18)	220.69
Cash and cash equivalents at the beginning of the year	2,593.51	4,048.69	3,828.00
Cash and cash equivalents at the end of the year	3,616.96	2,593.51	4,048.69

Brainbees Solutions Limited (formerly known as Brainbees Solutions Private Limited)
Annexure IV - Restated Consolidated Statement of Cash Flows
(All amounts in Rupees million, unless otherwise stated)

Notes:

Particulars	As at March 31, 2024	As at March 31, 2023	As at March 31, 2022
1. Components of cash and cash equivalents:			
Cash in hand	1.93	1.69	2.34
Fund in Transit	28.55	6.81	-
Balances with banks			
- in current accounts	1,314.71	1,253.21	2,450.48
In deposit accounts having original maturity less than 3 months	2,271.77	1,331.80	1,595.87
Total	3,616.96	2,593.51	4,048.69

Movement in financial liabilities

Particulars	For the year ended March 31, 2024	For the year ended March 31, 2023	For the year ended March 31, 2022
Opening balance of borrowings			
Non-current borrowings	550.40	511.02	99.71
Current borrowings*	1,214.34	390.60	69.72
Lease liabilities	7,226.35	3,191.92	1,607.29
Interest accrued but not due on borrowings	7.66	5.41	1.12
Movement			
Cash flows	848.42	(505.04)	(358.77)
Additions due to Business Combination (non-current)	-	581.98	391.97
Non cash changes	4,419.64	4,822.86	2,287.91
Closing balance of borrowings			
Non-current borrowings	2,294.60	550.40	511.02
Current borrowings*	2,332.62	1,214.34	390.60
Lease liabilities	9,598.25	7,226.35	3,191.92
Interest accrued but not due on borrowings	41.34	7.66	5.41

*Current borrowings includes current maturities of non-current borrowings.

Non-cash movement represents:

- With respect to long-term borrowings, accrual of interest on liability component of compound financial instruments and reclassification of liability component to Instrument entirely equity in nature (Refer note 11(b)).
- With respect to leases, accrual of interest on lease liabilities, rent concessions, new additions and deletions to the leases.

The above Annexure should be read with the basis of preparation and significant accounting policies appearing in Annexure V, Notes to the Restated Consolidated Financial Information appearing in Annexure VI and Statement of Adjustments to the Restated Consolidated Financial information appearing in Annexure VII.

As per our report of even date attached
for **Walker Chandiok & Co LLP**
Chartered Accountants
Firm Registration number - 001076N/N500013

for and on behalf of the Board of Directors
Brainbees Solutions Limited (formerly known as Brainbees Solutions Private Limited)

Shashi Tadwalkar
Partner
Membership No. - 101797
Place : Pune
Date : 05 July 2024

Supam Maheshwari
Managing Director
DIN : 01730685
Place : Pune
Date : 05 July 2024

Sanket Hattimattur
Director
DIN : 09593712
Place : Pune
Date : 05 July 2024

Gautam Sharma
Group Chief Financial Officer
Place : Pune
Date : 05 July 2024

Neelam Jethani
Company Secretary
Place : Pune
Date : 05 July 2024

Brainbees Solutions Limited (formerly known as Brainbees Solutions Private Limited)
Annexure V - Material Accounting Policy Information
(All amounts in Rupees million, unless otherwise stated)

1 Reporting entity

Brainbees Solutions Limited (formerly known as Brainbees Solutions Private Limited) (the 'Holding Company') is a company domiciled in India, with its registered office situated in Pune. The Holding Company is engaged in the business of buying, selling, advertising, promoting baby and kids products and Fast Moving Consumer Goods ('FMCG') goods on a wholesale basis through various business partners. The Holding Company has also ventured into pre school business for kids through various franchisee partners in India. The Restated Consolidated Financial Information comprises the financial statements of the Holding Company, its subsidiaries and step down subsidiaries (together referred to as "the Group").

2 Basis of preparation of financial statements

A. Statement of compliance

The Restated Consolidated Financial Information of the Group comprise of the Restated Consolidated Statement of Assets and Liabilities as at 31 March 2024, 31 March 2023 and 31 March 2022, the related Restated Consolidated Statement of Profit and Loss (including Other Comprehensive Income), the Restated Consolidated Statement of Changes in Equity, and the Restated Consolidated Statement of Cash Flows for the years ended 31 March 2024, 31 March 2023 and 31 March 2022, and the material accounting policy information and Restated Consolidated Other Financial Information (together referred to as 'Restated Consolidated Financial Information').

The restated consolidated financial information has been prepared in accordance with the Securities and Exchange Board of India (Issue of Capital and Disclosure Requirements) Regulations, 2018, as amended ("ICDR Regulations") issued by the Securities and Exchange Board of India ('SEBI') for the purpose of inclusion in the Offer Document') in connection with its proposed Initial Public Offer ("IPO") in terms of the requirements of:

- (a) Section 26 of Part I of Chapter III of the Companies Act, 2013 ("the Act");
- (b) The Securities and Exchange Board of India (Issue of Capital and Disclosure Requirements) Regulations, 2018 as amended; and
- (c) The Guidance Note on Reports in Company Prospectuses (Revised 2019) issued by the Institute of Chartered Accountants of India (ICAI) (the "Guidance Note").

The restated consolidated financial information has been compiled by the Group from:

Audited consolidated financial statements of the Group as at and for the year ended 31 March 2024, 31 March 2023 and 31 March 2022, prepared in accordance with the Indian Accounting Standards ('Ind AS') notified under Section 133 of the Companies Act, 2013 read with the Companies (Indian Accounting Standards) Rules, 2015 as amended, to the extent applicable, and the presentation requirements of the Companies Act, 2013, on which the auditors have expressed unmodified audit opinion vide their reports dated 5 July 2024, 25 September 2023 and 22 August 2022 respectively.

The Restated Consolidated Financial Information of the Group for the years ended 31 March 2024, 31 March 2023 and 31 March 2022 were approved for issue in accordance with the resolution of the Board of Directors of the Holding Company on 5 July 2024.

The accounting policies are applied consistently to all the periods presented in the Restated Consolidated Financial Information.

B. Functional and presentation currency

These Restated Consolidated Financial Information are presented in Indian Rupees (Rs.), which is also the Holding Company's functional currency. All amounts have been rounded-off to the nearest million, up to two places of decimal, unless otherwise indicated

C. Basis of measurement

The Restated Consolidated Financial Information have been prepared on the historical cost basis except for the following items:

Items	Measurement basis
Investments	Fair value
Consideration payable to selling shareholders due to business combination	Fair value
Equity-settled share-based payment arrangements	Fair value

D. Basis of consolidation

(i) Subsidiaries

Subsidiaries are entities controlled by the Group. The Group controls an entity when it is exposed to, or has rights to, variable returns from its involvement with the entity and has the ability to affect those returns through its power over the entity. The financial statements of subsidiaries are included in the Consolidated Financial Statement from the date on which control commences until the date on which control ceases.

(ii) Non-controlling interests (NCI)

Non-controlling interests are measured at fair value at the date of acquisition. Changes in the Group's equity interests in a subsidiary that do not result in a loss of control are accounted for as equity transactions.

(iii) Equity accounted investees

The Group's interests in equity accounted investees comprise interests in associates and joint ventures.

An associate is an entity in which the Group has significant influence, but not control or joint control, over the financial and operating policies. A joint venture is an arrangement in which the Group has joint control and has rights to the net assets of the arrangement, rather than rights to its assets and obligations for its liabilities.

Interests in associates and joint ventures are accounted for using the equity method. They are recognised initially at cost which includes transaction costs. Subsequent to initial recognition, the Consolidated Financial Statements include the Group's share of profit or loss and OCI of equity accounted investees until the date on which significant influence or joint control ceases.

(iv) Transactions eliminated on consolidation

Intra-group balances and transactions, and any unrealised income and expenses arising from intra-group transactions, are eliminated. Unrealised gains arising from transactions with equity accounted investees are eliminated against the investment to the extent of the Group's interest in the investee. Unrealised losses are eliminated in the same way as unrealised gains, but only to the extent that there is no evidence of impairment.

2 Basis of preparation of financial statements (continued)

(v) Anticipated Acquisition method:

The Group applies the anticipated acquisition method where it has the right and the obligation to purchase any remaining non-controlling interest. Under the anticipated acquisition method the interests of the non-controlling shareholder are derecognized when the Group's liability relating to the purchase of its shares is recognized. The recognition of the financial liability implies that the interests subject to the purchase are deemed to have been acquired already. Therefore, the corresponding interests are presented as already owned by the Group even though legally they are still non-controlling interests. The initial measurement of the fair value of the financial liability recognized by the Group forms part of the contingent consideration for the acquisition.

(vi) Contingent consideration (Consideration payable to selling shareholders due to business combination):

The contingent consideration is measured at its acquisition date fair value and included as part of the consideration transferred in a business combination. Contingent consideration that is classified as an asset or liability is remeasured at subsequent reporting dates in accordance with IND AS 109 Financial Instruments or IND AS 37 Provisions, Contingent Liabilities and Contingent Assets, with the corresponding gain or loss being recognised in consolidated statement of profit and loss.

(vii) Loss of control

When the Group loses control over a subsidiary, it derecognises the assets and liabilities of the subsidiary, and any related NCI and other components of equity. Any interest retained in the former subsidiary is measured at fair value at the date the control is lost. Any resulting gain or loss is recognised in profit or loss.

(viii) Foreign operations

For the purpose of consolidation, the assets and liabilities of the Group's foreign operations are translated to Indian rupees at the exchange rate prevailing on the Statement of Assets and Liabilities date, and the income and expenses at the average rate of exchange for the respective months. Exchange differences arising on such translation are recognised as foreign currency translation reserve under equity. Exchange differences arising from the translation of a foreign operation previously recognised in currency translation reserve in equity are not reclassified from equity to profit or loss until the disposal of the operation.

E. Going concern assumptions

These Restated Consolidated Financial Information have been prepared on a going concern basis. The management has, given the significant uncertainties arising out of the outbreak of COVID 19, as explained in Note 2 (F) of Financial Statements, assessed the cash flow projections and available liquidity for a period of at least twelve months from the date of these financial statements. Management believes that the Group will be able to continue as a 'going concern' in the foreseeable future and for a period of at least twelve months from the date of these financial statements based on the following:

- I. Expected future operating cash flows based on business projections, and
- II. Available liquid assets with the Group.

Based on the above factors, Management has concluded that the "going concern" assumption is appropriate. Accordingly, the financial statements do not include any adjustments regarding the recoverability and classification of the carrying amount of assets and classification of liabilities that might result, should the Group be unable to continue as a going concern.

The Group has taken into account all the possible impacts of COVID-19 in preparation of these Restated Consolidated Financial Information, including but not limited to its assessment of, liquidity and going concern assumption, recoverable values of its financial and non-financial assets, impact on revenue recognition owing to changes in cost budgets of fixed price contracts and impact on leases. The Group has carried out this assessment based on available internal and external sources of information upto the date of approval of these Restated Consolidated Financial Information and believes that the impact of COVID-19 is not material to these Restated Consolidated Financial Information and expects to recover the carrying amount of its assets. The impact of COVID-19 on the Restated Consolidated Financial Information may differ from that estimated as at the date of approval of these Restated Consolidated Financial Information owing to the nature and duration of COVID-19.

F. Use of estimates and judgements

In preparing these Restated Consolidated Financial Information, management has made judgements, estimates and assumptions that affect the application of accounting policies and the reported amounts of assets, liabilities, income and expenses. Actual results may differ from these estimates.

Estimates and underlying assumptions are reviewed on an ongoing basis. Revisions to accounting estimates are recognised prospectively.

Assumptions and estimation uncertainties

The key assumptions concerning the future and other key sources of estimation uncertainty at the reporting date, that have a significant risk of causing a material adjustment to the carrying amounts of assets and liabilities within the next financial year, are described below. The Group based its assumptions and estimates on parameters available when the consolidated financial statements were prepared. Existing circumstances and assumptions about future developments, however, may change due to market changes or circumstances arising that are beyond the control of the Group. Such changes are reflected in the assumptions when they occur.

Estimates and underlying assumptions are reviewed on an ongoing basis. Revisions to accounting estimates are recognised prospectively.

Information about assumptions and estimation uncertainties that have a significant risk of resulting in a material adjustment are included in the following notes:

- Note 3(e)(ii) Impairment of goodwill and brand value: key assumptions being discount rate and terminal growth rate.
- Note 4(a) Recognition of Deferred Tax Assets (DTA), availability of future taxable profit against which tax losses carried forward can be used.
- Note 29 measurement of defined benefit obligations: key actuarial assumptions;
- Note 30 Valuation of assets acquired as part of Business Combination and consideration payable to selling shareholders due to business combination.

Provision for expected credit losses of trade receivables and contract assets (refer note 9 and note 36(ii) of Annexure V)

The Group uses a provision matrix to calculate ECLs for trade receivables and contract assets. The provision rates are based on days past due for groupings of various customer segments that have similar loss patterns.

Impairment of non-financial assets

Impairment exists when the carrying value of an asset or cash generating unit exceeds its recoverable amount, which is the higher of its fair value less costs of disposal and its value in use. The fair value less costs of disposal calculation where performed, is based on available data from binding sales transactions, conducted at arm's length, for similar assets or observable market prices less incremental costs for disposing of the asset. The value in use calculation is based on a Discounted Cash Flow (DCF) model. The recoverable amount is sensitive to the discount rate used for the DCF model as well as the expected future cash-inflows and the growth rate used for extrapolation purposes. These estimates are most relevant to goodwill and other intangibles with indefinite useful lives recognised by the Group.

2 Basis of preparation of financial statements (continued)

Judgements

In the process of applying the Group's accounting policies, management has made the following judgements, which have the most significant effect on the amounts recognised in the consolidated financial statements:

Determining the lease term of contracts – Group as lessee

The Group determines the lease term as the non-cancellable term of the lease, together with any periods covered by an option to extend the lease if it is reasonably certain to be exercised, or any periods covered by an option to terminate the lease, if it is reasonably certain not to be exercised.

Revenue from contracts with customers (Refer note 17 of Annexure V)

Determining method to estimate variable consideration and assessing the constraint

Certain contracts for the sale of products include a right of return and volume rebates that give rise to variable consideration. In estimating the variable consideration, the Group is required to use either the expected value method or the most likely amount method based on which method better predicts the amount of consideration to which it will be entitled.

The Group determined that the expected value method is the appropriate method to use in estimating the variable consideration for the sale of products with rights of return, given the large number of customer contracts that have similar characteristics. In estimating the variable consideration for the sale of equipment with volume rebates, the Group determined that using a combination of the most likely amount method and expected value method is appropriate. The selected method that better predicts the amount of variable consideration was primarily driven by the number of volume thresholds contained in the contract. The most likely amount method is used for those contracts with a single volume threshold, while the expected value method is used for contracts with more than one volume threshold.

G. Measurement of fair values

A number of the Group's accounting policies and disclosures require the measurement of fair values, for both financial and non-financial assets and liabilities.

Fair value is the price that would be received to sell an asset or paid to transfer a liability in an orderly transaction between market participants at the measurement date. The fair value measurement is based on the presumption that the transaction to sell the asset or transfer the liability takes place either:

- In the principal market for the asset or liability, or
- In the absence of a principal market, in the most advantageous market for the asset or liability

The Group has an established control framework with respect to the measurement of fair values wherein the overall responsibility for overseeing all significant fair value measurements, including Level 3 fair values is supervised by the Chief Financial Officer.

This includes reviews of significant unobservable inputs and valuation adjustments. If third party information is used to measure fair values, then the evidence obtained from the third parties to support the conclusion that these valuations meet the requirements of Ind AS, including the level in the fair value hierarchy in which the valuations should be classified is assessed.

Fair values are categorised into different levels in a fair value hierarchy based on the inputs used in the valuation techniques as follows:

- Level 1: quoted prices (unadjusted) in active markets for identical assets or liabilities.
- Level 2: inputs other than quoted prices included in Level 1 that are observable for the asset or liability, either directly (i.e. as prices) or indirectly (i.e. derived from prices).
- Level 3: inputs for the asset or liability that are not based on observable market data (unobservable inputs).

When measuring the fair value of an asset or a liability, the Group uses observable market data as far as possible. If the inputs used to measure the fair value of an asset or a liability fall into different levels of the fair value hierarchy, then the fair value measurement is categorised in its entirety in the same level of the fair value hierarchy as the lowest level input that is significant to the entire measurement.

The Group recognises transfers between levels of the fair value hierarchy at the end of the reporting period during which the change has occurred.

Further information about the assumptions made in measuring fair values is included in the following notes:

- Note 33 - Fair value measurements
- Note 32 - Share based payment arrangements
- Note 36 - Financial instruments - Risk management
- Note 30 Valuation of assets acquired as part of Business Combination and consideration payable to selling shareholders due to business combination.

H. Current / non-current classification

All assets and liabilities are classified into current and non-current :-

Assets

An asset is classified as current when it satisfies any of the following criteria:

- (a) it is expected to be realised in, or is intended for sale or consumption in, the Group's normal operating cycle;
 - (b) it is held primarily for the purpose of being traded;
 - (c) it is expected to be realised within 12 months after the reporting date; or
 - (d) it is cash or cash equivalent unless it is restricted from being exchanged or used to settle a liability for at least 12 months after the reporting date.
- Current assets include the current portion of non-current financial assets. All other assets are classified as non-current.

Liabilities

A liability is classified as current when it satisfies any of the following criteria:

- (a) it is expected to be settled in the Group's normal operating cycle;
 - (b) it is held primarily for the purpose of being traded;
 - (c) it is due to be settled within 12 months after the reporting date; or
 - (d) the Group does not have an unconditional right to defer settlement of the liability for at least 12 months after the reporting date. Terms of a liability that could, at the option of the counterparty, result in its settlement by the issue of equity instruments do not affect its classification.
- Current liabilities include current portion of non-current financial liabilities. All other liabilities are classified as non-current.

Deferred tax asset and liability are classified as Non-current assets and liabilities.

Operating cycle

Operating cycle is the time between the acquisition of assets for processing and their realisation in cash or cash equivalents. The operating cycle of the Group is less than 12 months.

3 Material accounting policy Information

a. Financial instruments

A financial instrument is any contract that gives rise to a financial asset of one entity and a financial liability or equity instrument of another entity.

i. Recognition and initial measurement

Trade receivables and debt instruments (such as security deposits) issued are initially recognised when they are originated. All other financial assets and financial liabilities are initially recognised when the Group becomes a party to the contractual provisions of the instrument.

3 Material accounting policy Information (continued)

a. Financial instruments (continued)

A financial asset or financial liability is initially measured at fair value plus or minus, for an item not at fair value through profit and loss (FVTPL), transaction costs that are directly attributable to its acquisition or issue.

ii. Classification and subsequent measurement

Financial assets

On initial recognition, a financial asset is classified as measured at

- amortised cost;
- Fair Value through Other Comprehensive Income (FVOCI) - debt investment;
- Fair Value through Other Comprehensive Income (FVOCI) - equity investment; or
- Fair Value through profit and loss (FVTPL)

Financial assets are not reclassified subsequent to their initial recognition, except if and in the period the Group changes its business model for managing financial assets.

A financial asset is measured at amortised cost if it meets both of the following conditions and is not designated as at FVTPL:

- the asset is held within a business model whose objective is to hold assets to collect contractual cash flows; and
- the contractual terms of the financial asset give rise on specified dates to cash flows that are solely payments of principal and interest on the principal amount outstanding.

A debt investment is measured at FVOCI if it meets both of the following conditions and is not designated as at FVTPL:

- the asset is held within a business model whose objective is achieved by both collecting contractual cash flows and selling financial assets; and
- the contractual terms of the financial asset give rise on specified dates to cash flows that are solely payments of principal and interest on the principal amount outstanding.

On initial recognition of an equity investment that is not held for trading, the Group may irrevocably elect to present subsequent changes in the investment's fair value in OCI (designated as FVOCI - equity investment). This election is made on an investment-by-investment basis.

Transfers of financial assets to third parties in transactions that do not qualify for derecognition are not considered sales for this purpose, consistent with the Group's continuing recognition of the assets.

Financial assets that are held for trading or are managed and whose performance is evaluated on a fair value basis are measured at FVTPL.

All financial assets not classified as measured at amortised cost or FVOCI as described above are measured at FVTPL. On initial recognition, the Group may irrevocably designate a financial asset that otherwise meets the requirements to be measured at amortised cost or at FVOCI as at FVTPL if doing so eliminates or significantly reduces an accounting mismatch that would otherwise arise.

Financial assets: Subsequent measurement and gains and losses

Financial assets at FVTPL	These assets are subsequently measured at fair value. Net gains and losses, at FVTPL including any interest or dividend income, are recognised in profit or loss.
Debt investments at FVOCI	These assets are subsequently measured at fair value. Interest income under the effective interest method, foreign exchange gains and losses and impairment are recognised in profit or loss. Other net gains and losses are recognised in OCI. On derecognition, gains and losses accumulated in OCI are reclassified to profit or loss.
Equity investments at FVOCI	These assets are subsequently measured at fair value. Dividends are recognised as income in profit or loss unless the dividend clearly represents a recovery of part of the cost of the investment. Other net gains and losses are recognised in OCI and are not reclassified to profit or loss.
Financial assets at amortised cost	These assets are subsequently measured at amortised cost using the effective interest method. The amortised cost is reduced by impairment losses. Interest income, foreign exchange gains and losses and impairment are recognised in profit or loss. Any gain or loss on derecognition is recognised in profit or loss.

Financial liabilities

Classification, subsequent measurement and gains and losses

Financial liabilities are classified as measured at amortised cost or FVTPL. A financial liability is classified as at FVTPL if it is classified as held-for-trading, or it is a derivative or it is designated as such on initial recognition. Financial liabilities at FVTPL are measured at fair value and net gains and losses, including any interest expense, are recognised in profit or loss. Other financial liabilities are subsequently measured at amortised cost using the effective interest method. Interest expense and foreign exchange gains and losses are recognised in profit or loss. Any gain or loss on derecognition is also recognised in profit or loss.

iii. Derecognition

Financial assets

The Group derecognises a financial asset when the contractual rights to the cash flows from the financial asset expire, or it transfers the rights to receive the contractual cash flows in a transaction in which substantially all of the risks and rewards of ownership of the financial asset are transferred or in which the Group neither transfers nor retains substantially all of the risks and rewards of ownership and does not retain control of the financial asset.

If the Group enters into transactions whereby it transfers assets recognised on its Statement of Assets and Liabilities, but retains either all or substantially all of the risks and rewards of the transferred assets, the transferred assets are not derecognised.

Financial liabilities

The Group derecognises a financial liability when its contractual obligations are discharged or cancelled, or expire.

The Group also derecognises a financial liability when its terms are modified and the cash flows under the modified terms are substantially different. In this case, a new financial liability based on the modified terms is recognised at fair value. The difference between the carrying amount of the financial liability extinguished and the new financial liability with modified terms is recognised in profit or loss.

iv. Offsetting

Financial assets and financial liabilities are offset and the net amount presented in the Restated Consolidated Statement of Assets and Liabilities when, and only when, the Group currently has a legally enforceable right to set off the amounts and it intends either to settle them on a net basis or to realise the asset and settle the liability simultaneously.

3 Material accounting policy Information (continued)

b. Property, plant and equipment

i. Recognition and measurement

Items of property, plant and equipment are measured at cost, which includes capitalised borrowing costs, less accumulated depreciation and accumulated impairment losses, if any. Capital work-in-progress is stated at cost, net of accumulated impairment losses, if any.

Cost of an item of property, plant and equipment comprises its purchase price, including import duties and non-refundable purchase taxes, after deducting trade discounts and rebates, any directly attributable cost of bringing the item to its working condition for its intended use and estimated costs of dismantling and removing the item and restoring the site on which it is located.

If significant parts of an item of property, plant and equipment have different useful lives, then they are accounted for as separate items (major components) of property, plant and equipment.

Any gain or loss on disposal of an item of property, plant and equipment is recognised in profit or loss.

ii. Subsequent expenditure

Subsequent expenditure is capitalised only if it is probable that the future economic benefits associated with the expenditure will flow to the Group.

iii. Depreciation

Depreciation is calculated on costs of items of property, plant and equipment less their estimated residual values over their estimated useful lives using the written down value method, and is generally recognised in the statement of profit and loss.

The useful lives of items of property, plant and equipment for the current and comparative periods estimated by management are also in line with those specified in Schedule II to the Companies Act, 2013 and are as follows:

Asset	Useful life (years)
Computers	3
Network and Servers (disclosed within Computers)	6
Office equipment	5
Furniture and fixtures	10
Furniture and fixtures - Bin Boxes	2
Leasehold improvements	5 (over the period of the lease)
Plant and machinery	10 - 15
Building (other than factory buildings) other than RCC Frame	30
Structure	30
Electrical Installations	10
Vehicles	10

Depreciation method, useful lives and residual values are reviewed at each financial year-end and adjusted if appropriate.

Depreciation on additions (disposals) is provided on a pro-rata basis i.e. from (upto) the date on which asset is ready for use (disposed of).

c. Intangible assets

i. Brands

Brands acquired on business combination is initially recognised at fair value. Subsequent to initial recognition the Brands are assessed between those having indefinite useful lives and those having definite useful lives. Brands with indefinite useful lives are recognised at their carrying value less impairment losses. Brands with definite useful lives, are amortised over their estimated useful lives. Amortization method and amortization period is reviewed by the management and changes in the estimated useful life are made if the same are expected to be used for shorter period than the initial estimated period.

ii. Customer contracts

Customer contracts / relationships acquired on business combination is initially recognised at fair value. Subsequent to initial recognition the intangible asset's amortization method and amortization period is reviewed by the management and changes in the estimated useful life are made if the same are expected to be used for shorter period than the initial estimated period.

iii. Content writing

Intangible assets for content writing are initially recognised at cost of acquisition. Subsequent measurement is at cost less accumulated amortisation and impairment loss, if any.

iv. Other intangible assets

Other intangible assets are initially measured at cost. Such intangible assets are subsequently measured at cost less accumulated amortisation and any accumulated impairment losses.

v. Internally generated Intangible Asset

Research costs are charged to the statement of Profit and Loss in the year in which they are incurred.

Platform Development

Platform development costs incurred are recognised as intangible assets, when feasibility has been established, the Group has committed technical, financial and other resources to complete the development and it is probable that asset will generate future economic benefits. The costs capitalised includes the salary cost of employees exclusively working on platform development upto the date the asset is available for use. Platform costs is amortised on a straight line basis over a period of 4 years.

Platform development is measured at cost less accumulated amortisation and accumulated impairment, if any.

Product Development

Product development costs incurred are recognised as intangible assets, when feasibility has been established, the Group has committed technical, financial and other resources to complete the development and it is probable that asset will generate future economic benefits. The costs capitalised includes the material cost, service cost and salary cost of employees exclusively working on product development upto the date the asset is available for use. Product development costs is amortised on a straight line basis over a period of 7 years.

Product development is measured at cost less accumulated amortisation and accumulated impairment, if any.

3 Material accounting policy Information (continued)

c. Intangible assets (continued)

vi. Subsequent expenditure

Subsequent expenditure is capitalised only when it increases the future economic benefits embodied in the specific asset to which it relates. All other expenditure is recognised in profit or loss as incurred.

vii. Amortisation

Goodwill and brand value are not amortised and are tested for impairment annually.

Amortisation is calculated to write off the cost of intangible assets less their estimated residual values over their estimated useful lives using the straight-line method for contract value and written down value method for other intangible assets is included in depreciation and amortisation in Statement of Profit and Loss.

The estimated useful lives are as follows:

Asset	Useful life (years)
Computer software	1-5
Contract value	7.6
Content Writing	4
Dubai Platform	4
Brand - School	3.5
Product development	7
Customer Relationship	5
Trademarks	10
Brand value	20

Amortisation method, useful lives and residual values are reviewed at the end of each financial year and adjusted if appropriate.

d. Inventories

Inventories are measured at the lower of cost and net realisable value. The cost of inventories is based on weighted average method, and includes expenditure incurred in acquiring the inventories, and other costs incurred in bringing them to their present location and condition.

Net realisable value is the estimated selling price in the ordinary course of business, less the estimated costs of completion and selling expenses and discounts.

The comparison of cost and net realisable value is made on an item-by-item basis.

Cost of work in progress and manufactured finished goods is determined on the weighted average basis and comprises direct material, cost of conversion and other costs incurred in bringing these inventories to their present location and condition.

Raw materials, packaging materials and stores and spare parts are valued at lower of cost and net realizable value. Cost of raw materials, stock-in-trade, packaging materials and stores and spare parts includes purchase price, (excluding those subsequently recoverable by the enterprise from the concerned revenue authorities), freight inwards and other expenditure incurred in bringing such inventories to their present location and condition. In determining the cost, weighted average cost method is used.

e. Impairment

i. Impairment of financial instruments

In accordance with Ind AS 109, the group applies expected credit loss (ECL) model for measurement and recognition of impairment loss on the following financial assets and credit risk exposure:

- i) Financial assets that are debt instruments, and are measured at amortised cost e.g., loans, debt securities, deposits and bank balance;
- ii) Trade receivables or any contractual right to receive cash or another financial asset that result from transactions that are within the scope of Ind AS 115.

The group follows 'simplified approach' for recognition of impairment loss allowance on trade receivables.

The application of simplified approach does not require the group to track changes in credit risk. Rather, it recognizes impairment loss allowance based on lifetime ECLs at each reporting date, right from its initial recognition. The Group recognises the provision for ECL based on its historical credit loss experience, adjusted for forward-looking factors specific to the debtors and the economic environment.

In all cases, the maximum period considered when estimating expected credit losses is the maximum contractual period over which the Group is exposed to credit risk.

ii. Impairment of non-financial assets

The Group's non-financial assets, other than inventories and deferred tax assets, are reviewed at each reporting date to determine whether there is any indication of impairment. If any such indication exists, then the asset's recoverable amount is estimated. Goodwill and brand value are tested annually for impairment.

For impairment testing, assets that do not generate independent cash inflows are grouped together into cash-generating units (CGUs). Each CGU represents the smallest group of assets that generates cash inflows that are largely independent of the cash inflows of other assets or CGUs.

Goodwill arising from a business combination is allocated to CGUs or groups of CGUs that are expected to benefit from the synergies of the combination.

The recoverable amount of a CGU (or an individual asset) is the higher of its value in use and its fair value less costs to sell. Value in use is based on the estimated future cash flows, discounted to their present value using a pre-tax discount rate that reflects current market assessments of the time value of money and the risks specific to the CGU (or the asset).

The goodwill impairment test is performed at the level of the cash-generating unit or groups of cash-generating units which are benefitting from the synergies of the acquisition and which represents the lowest level at which goodwill is monitored for internal management purposes. Market related information and estimates are used to determine the recoverable amount. Key assumptions on which management has based its determination of recoverable amount include estimated long term growth rates, discount rates and terminal growth rates. Cash flow projections take into account past experience and represent management's best estimate about future developments.

3 Material accounting policy Information (continued)

e. Impairment (continued)

ii. Impairment of non-financial assets (continued)

An impairment loss is recognised if the carrying amount of an asset or CGU exceeds its estimated recoverable amount. Impairment losses are recognised in the statement of profit and loss. Impairment loss recognised in respect of a CGU is allocated first to reduce the carrying amount of any goodwill allocated to the CGU, and then to reduce the carrying amounts of the other assets of the CGU (or group of CGUs) on a pro rata basis.

An impairment loss in respect of goodwill is not subsequently reversed. In respect of other assets for which impairment loss has been recognised in prior periods, the Group reviews at each reporting date whether there is any indication that the loss has decreased or no longer exists. An impairment loss is reversed if there has been a change in the estimates used to determine the recoverable amount. Such a reversal is made only to the extent that the asset's carrying amount does not exceed the carrying amount that would have been determined, net of depreciation or amortisation, if no impairment loss had been recognised.

f. Employee benefits

i. Short-term employee benefits

Short-term employee benefit obligations are measured on an undiscounted basis and are expensed as the related service is provided. A liability is recognised for the amount expected to be paid e.g., under short-term cash bonus, if the Group has a present legal or constructive obligation to pay this amount as a result of past service provided by the employee, and the amount of obligation can be estimated reliably.

ii. Share-based payment transactions

The grant date fair value of equity settled share-based payment awards granted to employees is recognised as an employee expense, with a corresponding increase in equity, over the period that the employees unconditionally become entitled to the awards. The amount recognised as expense is based on the estimate of the number of awards for which the related service and non-market vesting conditions are expected to be met, such that the amount ultimately recognised as an expense is based on the number of awards that do meet the related service and non-market vesting conditions at the vesting date. For share-based payment awards with non-vesting conditions, the grant date fair value of the share-based payment is measured to reflect such conditions and there is no true-up for differences between expected and actual outcomes.

iii. Defined contribution plans

A defined contribution plan is a post-employment benefit plan under which an entity pays fixed contributions into a separate entity and will have no legal or constructive obligation to pay further amounts. The Group makes specified monthly contributions towards Government administered provident fund scheme. Obligations for contributions to defined contribution plans are recognised as an employee benefit expense in profit or loss in the periods during which the related services are rendered by employees.

Prepaid contributions are recognised as an asset to the extent that a cash refund or a reduction in future payments is available.

iv. Defined benefit plans

A defined benefit plan is a post-employment benefit plan other than a defined contribution plan. The Group's net obligation in respect of defined benefit plans is calculated separately for each plan by estimating the amount of future benefit that employees have earned in the current and prior periods, discounting that amount and deducting the fair value of any plan assets.

The calculation of defined benefit obligation is performed annually by a qualified actuary using the projected unit credit method. When the calculation results in a potential asset for the Group, the recognised asset is limited to the present value of economic benefits available in the form of any future refunds from the plan or reductions in future contributions to the plan ('the asset ceiling'). In order to calculate the present value of economic benefits, consideration is given to any minimum funding requirements.

Remeasurements of the net defined benefit liability, which comprise actuarial gains and losses, the return on plan assets (excluding interest) and the effect of the asset ceiling (if any, excluding interest), are recognised in OCI. The Group determines the net interest expense (income) on the net defined benefit liability (asset) for the period by applying the discount rate used to measure the defined benefit obligation at the beginning of the annual period to the then-net defined benefit liability (asset), taking into account any changes in the net defined benefit liability (asset) during the period as a result of contributions and benefit payments. Net interest expense and other expenses related to defined benefit plans are recognised in profit or loss.

When the benefits of a plan are changed or when a plan is curtailed, the resulting change in benefit that relates to past service ('past service cost' or 'past service gain') or the gain or loss on curtailment is recognised immediately in profit or loss. The Group recognises gains and losses on the settlement of a defined benefit plan when the settlement occurs.

v. Other long term employee benefit

The Group's liability in respect of other long-term employee benefits (compensated absences) is the amount of future benefit that employees have earned in return for their service in the current and prior periods, that benefit is discounted to determine its present value, and the fair value of any related assets is deducted. The obligation is measured on the basis of an annual independent actuarial valuation using the Projected Unit Credit method. Remeasurement gains or losses are recognised in profit or loss in the period in which they arise.

g. Provisions (other than for employee benefits), Contingent liabilities and contingent assets

i. Provisions (other than for employee benefits)

A provision is recognised if, as a result of a past event, the Group has a present legal or constructive obligation that can be estimated reliably, and it is probable that an outflow of economic benefits will be required to settle the obligation. Provisions are determined by discounting the expected future cash flows (representing the best estimate of the expenditure required to settle the present obligation at the Restated Consolidated Statement of Assets and Liabilities date) at a pre-tax rate that reflects current market assessments of the time value of money and the risks specific to the liability. The unwinding of the discount is recognised as finance cost. Expected future operating losses are not provided for.

ii. Contingent liabilities and contingent assets

A contingent liability exists when there is a possible but not probable obligation, or a present obligation that may, but probably will not, require an outflow of resources, or a present obligation whose amount can not be estimated reliably. Contingent liabilities do not warrant provisions, but are disclosed unless the possibility of outflow of resources is remote.

3 Material accounting policy Information (continued)

g. Provisions (other than for employee benefits), Contingent liabilities and contingent assets

ii. Contingent liabilities and contingent assets

A contingent asset is a possible asset that arises from past events and whose existence will be confirmed only by the occurrence or non-occurrence of one or more uncertain future events not wholly within the control of the entity. Contingent assets are not recognized in the consolidated financial statements. However, contingent assets are assessed continually and if it is virtually certain that an inflow of economic benefit will arise, the asset and related income are recognized in the period in which the change occurs. A contingent asset is disclosed, where an inflow of economic benefits is probable.

h. Revenue from contracts with customers

Revenue from contracts with customers is recognised upon transfer of control of promised goods/ services to customers at an amount that reflects the consideration to which the Group expect to be entitled for those goods/ services.

To recognize revenues, the Group applies the following five-step approach:

- Identify the contract with a customer;
- Identify the performance obligations in the contract;
- Determine the transaction price;
- Allocate the transaction price to the performance obligations in the contract; and
- Recognise revenues when a performance obligation is satisfied.

i. Revenue from sale of traded goods and finished goods

Revenue towards satisfaction of performance obligation is measured at amount of consideration received or receivable net of returns and allowances, trade discounts and rebates, taking into account contractually defined terms of payment excluding taxes or duties collected on behalf of the government.

Goods and Service Tax (GST) is not received by the Group in its own account. Rather, it is tax collected on value added to the commodity by the seller on behalf of the government. Accordingly, it is excluded from revenue.

The Holding Company generally works on cash and carry model. However, other companies in the Group have payment terms generally in the range of 30 to 90 days from the date of delivery.

ii. Loyalty points programmes

For customer loyalty programmes, the fair value of the consideration received or receivable in respect of the initial sale is allocated between the loyalty points and the other components of the sale. The amount allocated to loyalty points is deferred and is recognised as revenue when the loyalty points are redeemed and the Group has fulfilled its obligations to supply the discounted products under the terms of the programme or when it is no longer probable that the award credits will be redeemed.

iii. Internet display charges

Income from internet display charges is recognised on an accrual basis to the extent that it is probable that the economic benefits will flow to the Group and the revenue from such services can be reliably measured. The performance obligation is satisfied over a time and payment is generally due within 30 to 60 days from satisfaction of performance obligation.

iv. Service income

Service income arising from Brand & Platform (Website) License usage is recognised on an accrual basis and in accordance with the agreement. The performance obligation is satisfied over a time and payment is generally due within 45 days from satisfaction of performance obligation. This is considered as part of other operating revenue.

v. Preschool revenue

Revenue from royalty and sales of student kit to franchisee schools is recognised on accrual basis during the academic year. This is considered as part of other operating revenue.

vi. Contract balances

The Policy for Contract balances i.e. contract assets, trade receivables and contract liabilities is as follows:

a. Contract assets and trade receivables

The Group classifies its right to consideration in exchange for deliverables as either a receivable or as unbilled revenue. A receivable is a right to consideration that is unconditional upon passage of time. Revenues in excess of billings is recorded as unbilled revenue and is classified as a financial asset where the right to consideration is unconditional upon passage of time. Unbilled revenue which is conditional is classified as other current asset. Trade receivables and unbilled revenue is presented net of impairment. Refer to accounting policies of financial assets in financial instruments – initial recognition and subsequent measurement.

b. Contract liabilities

A contract liability is the obligation to deliver services to a customer for which the Group has received consideration or part thereof (or an amount of consideration is due) from the customer. If a customer pays consideration before the Group deliver services to the customer, a contract liability is recognised when the payment is made or the payment is due (whichever is earlier). Contract liabilities are recognised as revenue when the Group performs under the contract.

i. Other Income

i. Recognition of interest income or expense

Interest income or expense is recognised using the effective interest method.

The 'effective interest rate' is the rate that exactly discounts estimated future cash payments or receipts through the expected life of the financial instrument to:

- the gross carrying amount of the financial asset; or
- the amortised cost of the financial liability.

In calculating interest income and expense, the effective interest rate is applied to the gross carrying amount of the asset (when the asset is not credit-impaired) or to the amortised cost of the liability. However, for financial assets that have become credit-impaired subsequent to initial recognition, interest income is calculated by applying the effective interest rate to the amortised cost of the financial asset. If the asset is no longer credit-impaired, then the calculation of interest income reverts to the gross basis.

3 Material accounting policy Information (continued)

i. Other Income (continued)

ii. Rental income

Rental income from sub-leasing activities is recognised on an accrual basis based on the underlying sub-lease arrangements.

iii. Income from support services

Income from support services are recognised when the services are performed and recovery of the consideration is certain.

j. Income tax

Income tax comprises current and deferred tax. It is recognised in profit or loss except to the extent that it relates to a business combination or to an item recognised directly in equity or in other comprehensive income.

i. Current tax

Current tax comprises the expected tax payable or receivable on the taxable income or loss for the year and any adjustment to the tax payable or receivable in respect of previous years. The amount of current tax reflects the best estimate of the tax amount expected to be paid or received after considering the uncertainty, if any, related to income taxes. It is measured using tax rates (and tax laws) enacted or substantively enacted by the reporting date.

Current tax assets and current tax liabilities are offset only if there is a legally enforceable right to set off the recognised amounts, and it is intended to realise the asset and settle the liability on a net basis or simultaneously.

ii. Deferred tax

Deferred tax is recognised in respect of temporary differences between the carrying amounts of assets and liabilities for financial reporting purposes and the corresponding amounts used for taxation purposes. Deferred tax is also recognised in respect of carried forward tax losses and tax credits. Deferred tax is not recognised for:

- temporary differences arising on the initial recognition of assets or liabilities in a transaction that is not a business combination and that (i) affects neither accounting nor taxable profit or loss at the time of the transaction (ii) does not give rise to equal taxable and deductible temporary differences;

- temporary differences related to investments in subsidiaries, associates and joint arrangements to the extent that the Group is able to control the timing of the reversal of the temporary differences and it is probable that they will not reverse in the foreseeable future.

Deferred tax assets are recognized to the extent that it is probable that future taxable profits will be available against which they can be used. The Group recognizes a deferred tax asset to the extent that there is convincing other evidence that sufficient taxable profit will be available against which such deferred tax asset can be realized. Deferred tax assets – unrecognized or recognized, are reviewed at each reporting date and are recognized / reduced to the extent that it is probable / no longer probable respectively that the related tax benefit will be realized.

Deferred tax is measured at the tax rates that are expected to apply to the period when the asset is realised or the liability is settled, based on the laws that have been enacted or substantively enacted by the reporting date.

The measurement of deferred tax reflects the tax consequences that would follow from the manner in which the Group expects, at the reporting date, to recover or settle the carrying amount of its assets and liabilities.

Deferred tax assets and liabilities are offset if there is a legally enforceable right to offset current tax liabilities and assets, and they relate to income taxes levied by the same tax authority on the same taxable entity, or on different tax entities, but they intend to settle current tax liabilities and assets on a net basis or their tax assets and liabilities will be realised simultaneously.

k. Borrowing costs

Borrowing costs are interest and other costs (including exchange differences relating to foreign currency borrowings to the extent that they are regarded as an adjustment to interest costs) incurred in connection with the borrowing of funds. Borrowing costs directly attributable to acquisition or construction of an asset which necessarily take a substantial period of time to get ready for their intended use are capitalised as part of the cost of that asset. Other borrowing costs are recognised as an expense in the period in which they are incurred.

l. Government grants

Government grants are recognised when there is a reasonable assurance that the Group will comply with the relevant conditions and the grant will be received.

Government grants are recognised in the statement of profit and loss, either on a systematic basis when the Group recognises, as expenses, the related costs that the grants are intended to compensate or, immediately if the costs have already been incurred. Government grants related to assets are deferred and amortised over the useful life of the asset. Government grants related to income are presented as an offset against the related expenditure, and government grants that are awarded as incentives with no ongoing performance obligations to the Group are recognised as income in the period in which the grant is received.

m. Business combination and Goodwill

Business combinations are accounted for using the acquisition method. The cost of an acquisition is measured as the aggregate of the consideration transferred measured at acquisition date fair value and the amount of any non-controlling interests in the acquiree. For each business combination, the Group elects whether to measure the non-controlling interests in the acquiree at fair value or at the proportionate share of the acquiree's identifiable net assets. Acquisition-related costs are expensed as incurred.

The Group determines that it has acquired a business when the acquired set of activities and assets include an input and a substantive process that together significantly contribute to the ability to create outputs. The acquired process is considered substantive if it is critical to the ability to continue producing outputs, and the inputs acquired include an organised workforce with the necessary skills, knowledge, or experience to perform that process or it significantly contributes to the ability to continue producing outputs and is considered unique or scarce or cannot be replaced without significant cost, effort, or delay in the ability to continue producing outputs.

At the acquisition date, the identifiable assets acquired, and the liabilities assumed are recognised at their acquisition date fair values. For this purpose, the liabilities assumed include contingent liabilities representing present obligation and they are measured at their acquisition fair values irrespective of the fact that outflow of resources embodying economic benefits is not probable. However, the following assets and liabilities acquired in a business combination are measured at the basis indicated below:

3 Material accounting policy Information (continued)

m. Business combination and Goodwill (continued)

- Deferred tax assets or liabilities, and the liabilities or assets related to employee benefit arrangements are recognised and measured in accordance with Ind AS 12 Income Tax and Ind AS 19 Employee Benefits respectively.
- Potential tax effects of temporary differences and carry forwards of an acquiree that exist at the acquisition date or arise as a result of the acquisition are accounted in accordance with Ind AS 12.

When the Group acquires a business, it assesses the financial assets and liabilities assumed for appropriate classification and designation in accordance with the contractual terms, economic circumstances and pertinent conditions as at the acquisition date. This includes the separation of embedded derivatives in host contracts by the acquiree.

If the business combination is achieved in stages, any previously held equity interest is re-measured at its acquisition date fair value and any resulting gain or loss is recognised in profit or loss or OCI, as appropriate.

Any contingent consideration to be transferred by the acquirer is recognised at fair value at the acquisition date. Contingent consideration classified as an asset or liability that is a financial instrument and within the scope of Ind AS 109 Financial Instruments, is measured at fair value with changes in fair value recognised in profit or loss in accordance with Ind AS 109. If the contingent consideration is not within the scope of Ind AS 109, it is measured in accordance with the appropriate Ind AS and shall be recognised in profit or loss. Contingent consideration that is classified as equity is not re-measured at subsequent reporting dates and subsequent its settlement is accounted for within equity.

Goodwill is initially measured at cost, being the excess of the aggregate of the consideration transferred and the amount recognised for non-controlling interests, and any previous interest held, over the net identifiable assets acquired and liabilities assumed. If the fair value of the net assets acquired is in excess of the aggregate consideration transferred, the Group re-assesses whether it has correctly identified all of the assets acquired and all of the liabilities assumed and reviews the procedures used to measure the amounts to be recognised at the acquisition date. If the reassessment still results in an excess of the fair value of net assets acquired over the aggregate consideration transferred, then the gain is recognised in OCI and accumulated in equity as capital reserve. However, if there is no clear evidence of bargain purchase, the entity recognises the gain directly in equity as capital reserve, without routing the same through OCI.

After initial recognition, goodwill is measured at cost less any accumulated impairment losses. For the purpose of impairment testing, goodwill acquired in a business combination is, from the acquisition date, allocated to each of the Group's cash-generating units that are expected to benefit from the combination, irrespective of whether other assets or liabilities of the acquiree are assigned to those units.

A cash generating unit to which goodwill has been allocated is tested for impairment annually, or more frequently when there is an indication that the unit may be impaired. If the recoverable amount of the cash generating unit is less than its carrying amount, the impairment loss is allocated first to reduce the carrying amount of any goodwill allocated to the unit and then to the other assets of the unit pro rata based on the carrying amount of each asset in the unit. Any impairment loss for goodwill is recognised in profit or loss. An impairment loss recognised for goodwill is not reversed in subsequent periods.

Where goodwill has been allocated to a cash-generating unit and part of the operation within that unit is disposed of, the goodwill associated with the disposed operation is included in the carrying amount of the operation when determining the gain or loss on disposal. Goodwill disposed in these circumstances is measured based on the relative values of the disposed operation and the portion of the cash-generating unit retained.

n. Foreign currency

Monetary assets and liabilities denominated in foreign currencies are translated into the functional currency at the exchange rate at the reporting date. Non-monetary assets and liabilities that are measured at fair value in a foreign currency are translated into the functional currency at the exchange rate when the fair value was determined. Non-monetary assets and liabilities that are measured based on historical cost in a foreign currency are translated at the exchange rate at the date of the transaction. Exchange difference are recognised in profit and loss.

For the purpose of consolidation, the assets and liabilities of the Group's foreign operations are translated to Indian rupees at the exchange rate prevailing on the Statement of Assets and Liabilities date, and the income and expenses at the average rate of exchange for the respective months. Exchange differences arising on such translation are recognised as currency translation reserve under equity. Exchange differences arising from the translation of a foreign operation previously recognised in currency translation reserve in equity are not reclassified from equity to profit or loss until the disposal of the operation.

o. Cash and cash equivalents

Cash and cash equivalents in the Restated Consolidated Statement of Assets and Liabilities comprise cash at banks and on hand and short-term deposits with an original maturity of three months or less, which are subject to an insignificant risk of changes in value.

p. Leases

The Group evaluates if an arrangement qualifies to be a lease as per the requirements of Ind AS 116. Identification of a lease requires significant judgment. The Group uses significant judgement in assessing the lease term (including anticipated renewals) and the applicable discount rate.

The Group determines the lease term as the non-cancellable period of a lease, together with both periods covered by an option to extend the lease if the Group is reasonably certain to exercise that option, and periods covered by an option to terminate the lease if the Group is reasonably certain not to exercise that option. In assessing whether the Group is reasonably certain to exercise an option to extend a lease, or not to exercise an option to terminate a lease, it considers all relevant facts and circumstances that create an economic incentive for the Group to exercise the option to extend the lease, or not to exercise the option to terminate the lease. The Group revises the lease term if there is a change in the non-cancellable period of a lease.

Group as a lessee

The Group recognizes right-of-use asset representing its right to use the underlying asset for the lease term at the lease commencement date. As per Ind AS 116, lease commencement date is the date on which a lessor makes an underlying asset available for use by a lessee. The Holding Company generally has two types of leases, one being leases for holding company owned physical stores and other being the leases for warehouses of the holding company. In case of leases for holding company owned physical stores, the holding company recognizes right of use asset on the lease commencement date. However, in case of leases for warehouses, lessor provides a rent-free period to facilitate fitting out and essential modifications to the assets to make it available for use by the holding company. The assets cannot be used until the modifications are completed, hence the holding company recognizes right-of-use asset for warehouse leases on completion of the initial rent free period i.e, the date on which asset is available for use.

3 Material accounting policy Information (continued)

p. Leases (continued)

The cost of the right of use asset measured at inception shall comprise of the amount of the initial measurement of lease liability adjusted for any lease payments made at or before the commencement date less any lease incentives received, plus any initial direct costs incurred and an estimate of costs to be incurred by the lessee in dismantling and removing the underlying asset or restoring the underlying asset or site on which it is located. The right-of use assets subsequently measured at cost less any accumulated amortisation, accumulated impairment losses, if any and adjusted for any re-measurement of the lease liability. The right of use asset is depreciated in the straight line method from the commencement date over the shorter of lease term or useful life of right-of-use asset. Right-of use assets are tested for impairment where there any indication that their carrying amounts may not be recoverable. Impairment loss, if any, is recognized in the consolidated statement of profit and loss.

The Group measures the lease liability at the present value of the lease payments that are not paid at the commencement date of the lease. The lease payments are discounted using the interest rate implicit in the lease, if that rate can be readily determined. If that rate cannot be readily determined, the Group uses incremental borrowing rate. For leases with reasonably similar characteristics, the Group, on a lease by lease basis, may adopt either the incremental borrowing rate specific to the lease or the incremental borrowing rate for the portfolio as a whole. The lease payments shall include fixed payments, variable lease payments, residual value guarantees, exercise price of a purchase option where the Group is reasonably certain to exercise that option and payments of penalties for terminating the lease, if the lease term reflects the lessee exercising an option to terminate the lease. The lease liability is subsequently re-measured by increasing the carrying amount to reflect interest on the lease liability, reducing the carrying amount to reflect the lease payments made and re-measuring the carrying amount to reflect any reassessment or lease modifications or to reflect revised in-substance fixed lease payments. Where the carrying amount of the right-of-use asset is reduced to zero and there is a further reduction in the measurement of the lease liability, the Group recognises any remaining amount of the re-measurement in statement of profit and loss.

Short-term leases and leases of low value assets

The Group applies the short-term lease recognition exemption to its short-term leases (i.e., those leases that have a lease term of 12 months or less from the commencement date and do not contain a purchase option). It also applies the lease of low-value assets recognition exemption to leases that are considered to be low value. Lease payments on short-term leases and leases of low-value assets are recognised as expense on a straight-line basis over the lease term.

Where the Group is the lessor

Leases in which the Group does not transfer substantially all the risks and rewards of ownership of an asset is classified as an operating lease. Assets subject to operating leases are included in the property, plant and equipment. Rental income on an operating lease is recognised in the Consolidated Statement of Profit and Loss on a straight-line basis over the lease term. Costs, including depreciation, are recognised as an expense in the Consolidated Statement of Profit and Loss.

COVID 19 - Related Rent Concessions

The amendments to Ind AS 116 provide a practical expedient to lessees in accounting for rent concessions that are a direct consequence of the COVID 19 pandemic.

Many lessors have provided rent concessions to lessees as a result of the COVID 19 pandemic. Rent concessions can include rent holidays or rent reductions for a period of time. Applying the requirements in Ind AS 116 for changes to lease payments, particularly assessing whether the rent concessions are lease modifications and applying the required accounting, could be practically difficult in the current environment. The objective of the amendment is to provide lessees that have been granted COVID 19 related rent concessions with practical relief, while still providing useful information about leases to users of the financial statements.

- (i) The change in lease payments results in revised consideration for the lease that is substantially the same as, or less than, the consideration for the lease immediately preceding the change.
- (ii) Any reduction in lease payments affects only payments originally due on or before June 30, 2021.
- (iii) There is no substantive change to other terms and conditions of the lease.

Pursuant to the above amendment, the Group has applied the practical expedient with effect from April 01, 2020. The Group has accounted the unconditional rent concessions in "Miscellaneous Income" in the Consolidated Statement of Profit and Loss.

q. Operating Segments

Operating segments are reported in a manner consistent with the internal reporting provided to the chief operating decision maker. The board of directors of the Group are identified as Chief operating decision maker. Refer note 31 for segment information. Subsequent to acquisition of DARP and expansion of Globalbees and international operations, for management purposes, the Group has reorganised its segments, which provides relevant information for better understanding of the Group's financial performance and resource allocation decisions. Accordingly, the Group primarily operates in four segments namely (i) India multi-channel, (ii) International, (iii) Globalbees and (iv) others.

r. Earning per share

Basic earnings per share are calculated by dividing the net profit and loss for the period attributable to equity shareholders of the Holding Company (after deducting preference dividends and attributable taxes) by the weighted average number of equity and compulsorily convertible preference shares outstanding during the period. For the purpose of calculating diluted earnings per share, the net profit and loss for the period attributable to equity shareholders of the Holding Company and the weighted average number of shares outstanding during the period are adjusted for the effects of all dilutive potential equity shares.

3.1 Recent Indian Accounting Standards (Ind AS):

Ministry of Corporate Affairs ("MCA") notifies new standards or amendments to the existing standards under Companies (Indian Accounting Standards) Rules as issued from time to time. For the year ended March 31, 2024, MCA has not notified any new standards or amendments to the existing standards applicable to the Group

Brainbees Solutions Limited (formerly known as Brainbees Solutions Private Limited)
Annexure VI - Notes to the restated consolidated financial information
(All amounts in Rupees million, unless otherwise stated)

1(a) Property, plant and equipment and work-in-progress

Particulars	Leasehold improvements	Buildings	Electrical Installations	Plant and machinery	Furniture and fixtures	Office equipment	Computer	Vehicles	Total (A)	Capital work in progress (B)	Total (A+B)
Gross Block											
Balance as at April 1, 2021	158.28	89.16	12.02	348.18	578.23	89.82	149.77	2.22	1,427.68	174.38	1,602.06
Additions for the year	257.70	152.53	28.75	695.19	581.73	64.41	76.47	10.07	1,866.85	1,691.74	3,558.59
Additions due to Business Combination*	-	-	-	23.33	8.23	3.36	4.46	5.98	45.36	-	45.36
Disposals/Capitalised during the year	-	-	-	(0.54)	-	(0.37)	(0.05)	-	(0.96)	(1,451.91)	(1,452.87)
Effects of translation of Foreign Currency	-	-	-	-	0.24	0.17	0.32	-	0.73	-	0.73
Balance as at March 31, 2022	415.98	241.69	40.77	1,066.16	1,168.43	157.39	230.97	18.27	3,339.66	414.21	3,753.87
Balance as at April 1, 2022	415.98	241.69	40.77	1,066.16	1,168.43	157.39	230.97	18.27	3,339.66	414.21	3,753.87
Additions for the year	179.91	389.88	26.73	653.26	973.24	241.95	70.42	0.70	2,536.09	820.75	3,356.84
Additions due to Business Combination*	32.46	-	-	8.47	15.50	10.29	18.76	2.04	87.52	-	87.52
Disposals/Capitalised during the year	(8.36)	-	-	(3.85)	(0.45)	(0.39)	(4.30)	-	(17.35)	(989.71)	(1,007.06)
Effects of translation of Foreign Currency	-	-	-	-	1.45	0.76	0.64	-	2.85	-	2.85
Balance as at March 31, 2023	619.99	631.57	67.50	1,724.04	2,158.17	410.00	316.49	21.01	5,948.77	245.25	6,194.02
Balance as at April 1, 2023	619.99	631.57	67.50	1,724.04	2,158.17	410.00	316.49	21.01	5,948.77	245.25	6,194.02
Additions for the year	129.65	874.91	78.18	1,655.97	579.73	275.84	49.98	3.30	3,647.56	2,439.43	6,086.99
Additions due to Business Combination*	-	-	-	-	-	-	0.25	-	0.25	-	0.25
Disposals/Capitalised during the year	-	-	-	(1.01)	(4.11)	(0.98)	(3.15)	-	(9.25)	(2,679.63)	(2,688.88)
Effects of translation of Foreign Currency	0.07	-	-	0.10	0.51	0.31	0.12	-	1.11	-	1.11
Balance as at March 31, 2024	749.71	1,506.48	145.68	3,379.10	2,734.30	685.17	363.69	24.31	9,588.44	5.05	9,593.49
Accumulated Depreciation											
Balance as at April 1, 2021	62.23	1.63	0.52	26.41	211.53	52.24	103.61	0.04	458.21	-	458.21
Depreciation for the year	82.65	5.30	3.15	74.73	169.61	30.63	49.77	4.34	420.18	-	420.18
Disposals/Capitalised during the year	-	-	-	(0.02)	-	-	(0.01)	-	(0.03)	-	(0.03)
Effects of translation of Foreign Currency	-	-	-	-	0.18	0.11	0.22	-	0.51	-	0.51
Balance as at March 31, 2022	144.88	6.93	3.67	101.12	381.32	82.98	153.59	4.38	878.87	-	878.87
Accumulated Depreciation											
Balance as at April 1, 2022	144.88	6.93	3.67	101.12	381.32	82.98	153.59	4.38	878.87	-	878.87
Depreciation for the year	165.11	14.11	5.56	177.12	339.35	73.79	74.23	5.07	854.34	-	854.34
Disposals/Capitalised during the year	-	-	-	(0.87)	(0.20)	(0.06)	(1.04)	-	(2.17)	-	(2.17)
Effects of translation of Foreign Currency	0.06	-	-	0.01	0.85	0.49	0.58	-	1.99	-	1.99
Balance as at March 31, 2023	310.05	21.04	9.23	277.38	721.32	157.20	227.36	9.45	1,733.03	-	1,733.03
Balance as at April 1, 2023	310.05	21.04	9.23	277.38	721.32	157.20	227.36	9.45	1,733.03	-	1,733.03
Depreciation for the year	166.67	22.29	7.95	272.38	471.97	163.97	60.66	3.59	1,169.48	-	1,169.48
Disposals/Capitalised during the year	-	-	-	(0.35)	(2.27)	(0.82)	(2.79)	-	(6.23)	-	(6.23)
Effects of translation of Foreign Currency	0.05	-	-	0.02	0.29	0.16	0.07	-	0.59	-	0.59
Balance as at March 31, 2024	476.77	43.33	17.18	549.43	1,191.31	320.51	285.30	13.04	2,896.87	-	2,896.87
Carrying amounts (net)											
Balance as at March 31, 2022	271.10	234.76	37.10	965.04	787.11	74.41	77.38	13.89	2,460.79	414.21	2,875.00
Balance as at March 31, 2023	309.94	610.53	58.27	1,446.66	1,436.85	252.80	89.13	11.56	4,215.74	245.25	4,460.99
Balance as at March 31, 2024	272.94	1,463.15	128.50	2,829.67	1,542.99	364.66	78.39	11.27	6,691.57	5.05	6,696.62

* Refer note 30

Note : Some of the Plant and machinery and Vehicles have been secured against term loan taken by subsidiaries of the Holding Company (refer note 13(a)).
The Group has opted cost model for all the Property, plant and equipments and none of the Property, plant and equipments are revalued.

Brainbees Solutions Limited (formerly known as Brainbees Solutions Private Limited)

Annexure VI - Notes to the restated consolidated financial information

(All amounts in Rupees million, unless otherwise stated)

1(b) Ageing schedule of Capital-work-in progress

As at 31 March 2024				
CWIP	Amount in CWIP for a year of			
	Less than 1 year	1-2 years	More than 3 years	Total
Projects in progress	5.05	-	-	5.05
Projects temporarily suspended	-	-	-	-

As at 31 March 2023				
CWIP	Amount in CWIP for a year of			
	Less than 1 year	1-2 years	More than 3 years	Total
Projects in progress	245.25	-	-	245.25
Projects temporarily suspended	-	-	-	-

As at 31 March 2022				
CWIP	Amount in CWIP for a year of			
	Less than 1 year	1-2 years	More than 3 years	Total
Projects in progress	414.21	-	-	414.21
Projects temporarily suspended	-	-	-	-

Note: There are no capital-work-in progress whose completion is overdue or has exceeded its cost compared to its original plan.

1(c) Right-of-use assets

The changes in the carrying value of Right-of-use (ROU) assets for the years ended March 31, 2024, March 31, 2023 and March 31, 2022 are as follows:

Particulars	Land	Buildings	Vehicles	Total
Balance as on April 1, 2021	87.12	1,513.82	6.36	1,607.30
Additions during the year	80.99	2,022.05	-	2,103.04
Additions due to Business Combination (refer note 30)	99.08	10.99	-	110.07
Deletions during the year	-	(2.52)	-	(2.52)
Amortisation for the year	(2.49)	(575.13)	(1.38)	(579.00)
Effects of translation of Foreign Currency	-	3.19	-	3.19
Balance as on March 31, 2022	264.70	2,972.40	4.98	3,242.08
Balance as on April 1, 2022	264.70	2,972.40	4.98	3,242.08
Additions during the year	-	4,243.21	-	4,243.21
Additions due to Business Combination (refer note 30)	49.73	743.69	-	793.42
Deletions during the year	-	(151.95)	-	(151.95)
Amortisation for the year	(3.28)	(1,010.22)	(1.77)	(1,015.27)
Changes on account of remeasurement/ modification of lease	-	(8.87)	(0.59)	(9.46)
Effects of translation of Foreign Currency	-	14.40	0.13	14.53
Balance as on March 31, 2023	311.15	6,802.66	2.75	7,116.56
Balance as on April 1, 2023	311.15	6,802.66	2.75	7,116.56
Additions during the period	20.21	3,597.51	-	3,617.72
Deletions during the period	(117.70)	(156.42)	-	(274.12)
Amortisation for the period	(2.53)	(1,447.85)	(1.84)	(1,452.22)
Effects of translation of Foreign Currency	-	0.84	0.03	0.87
Balance as on March 31, 2024	211.13	8,796.74	0.94	9,008.81

The aggregate amortisation expense on ROU assets is included under depreciation and amortisation expense in the Restated Consolidated Statement of Profit and Loss.

The break-up of current and non-current lease liabilities are as follows:

Particulars	As At March 31, 2024	As At March 31, 2023	As At March 31, 2022
Current lease liabilities	1,115.48	817.49	569.02
Non-current lease liabilities	8,482.77	6,408.86	2,622.90
Total lease liabilities	9,598.25	7,226.35	3,191.92

The movement in lease liabilities during the years are as follows:

Particulars	As At March 31, 2024	As At March 31, 2023	As At March 31, 2022
Opening Balance	7,226.35	3,191.92	1,607.29
Additions during the year	3,461.21	4,316.18	1,919.85
Additions due to Business Combination (refer note 30)	-	568.16	-
Interest Cost accrued during the year	878.78	560.06	245.62
Rent Concessions during the year (Refer Annexure V: Note 3p)	-	(20.01)	(8.18)
Deletions during the year	(195.27)	(181.45)	(2.88)
Payments during the year	(1,772.89)	(1,200.92)	(572.07)
Changes on account of remeasurement/ modification of lease	(0.41)	(21.79)	-
Effects of translation of Foreign Currency	0.48	14.20	2.29
Closing Balance	9,598.25	7,226.35	3,191.92

Brainbees Solutions Limited (formerly known as Brainbees Solutions Private Limited)
Annexure VI - Notes to the restated consolidated financial information
(All amounts in Rupees million, unless otherwise stated)

1(c) Right-of-use assets (continued)

Amounts recognised in the Restated Consolidated Statement of profit and loss

Particulars	As At March 31, 2024	As At March 31, 2023	As At March 31, 2022
Amortisation expense on right-of-use assets (refer note 23)	1,452.22	1,015.27	579.00
Interest expense on lease liabilities (refer note 22)	878.78	560.06	245.62
Expenses related to short-term leases or low value leases (included in other expenses)	800.51	562.24	88.95
Rent Concessions during the year (Refer Annexure V: Note 3p)	-	20.01	8.18
Loss on termination of lease contract (included in other expenses)	(116.82)	-	-
Gain on termination of lease contract (included in other income) (refer note 18)	37.97	29.50	0.47

Amounts recognised in Restated Consolidated Statement of Cash flow

Particulars	As At March 31, 2024	As At March 31, 2023	As At March 31, 2022
Cash outflow for leases	(1,772.89)	(1,200.92)	(572.07)

Notes:

When measuring lease liabilities for operating leases, the Group discounted lease payments using its incremental borrowing rate at the date of inception of the leases. The weighted average pre tax rate applied is 5% - 14% p.a. for all the years.

The table below provides details regarding the contractual maturities of lease liabilities on an undiscounted basis:

Particulars	As At March 31, 2024	As At March 31, 2023	As At March 31, 2022
Less than 1 year	2,027.72	1,498.30	834.92
1- 3 years	3,839.04	2,818.75	1,464.80
More than 3 years	7,702.67	6,009.63	2,091.52

1(d) Goodwill

Particulars	Goodwill
Gross Block	
Balance as at April 1, 2021	3,319.64
Additions for the year	-
Additions due to Business Combination*	3,098.16
Balance as at March 31, 2022	6,417.80
Balance as at April 1, 2022	6,417.80
Additions for the year	-
Additions due to Business Combination*	1,340.61
Balance as at March 31, 2023	7,758.41
Balance as at April 1, 2023	7,758.41
Additions due to Business Combination*	23.13
Balance as at March 31, 2024	7,781.54
Carrying amounts (net)	
Balance as at March 31, 2022	6,417.80
Balance as at March 31, 2023	7,758.41
Balance as at March 31, 2024	7,781.54

*Refer Note 30

Impairment assessment for goodwill and Intangible assets with indefinite life

Goodwill and Intangible assets with indefinite life are tested for impairment on an annual basis. For the purpose of impairment testing, goodwill and Intangible assets with indefinite life acquired in a business combination are allocated to the Group's Cash Generating Unit (CGU) or groups of CGUs expected to benefit from the synergies arising from the business combinations. A CGU is the smallest identifiable group of assets that generates cash inflows that are largely independent of the cash inflows from other assets or group of assets.

During the year ended March 31, 2024 and year ended March 31, 2023, Goodwill and intangible assets acquired through business combinations with indefinite lives has been allocated to the following CGU's:

Particulars	As at March 31, 2024	As at March 31, 2023	As at March 31, 2022
Goodwill:			
India Multi-channel Segment			
Brainbees Solutions Limited (formerly known as Brainbees Solutions Private Limited)	3,032.47	3,032.47	-
Swara Baby Products Private Limited	219.41	219.41	-
Firmroots Private Limited	17.76	17.76	-
Solis Hygiene Private Limited	47.44	47.44	-
Digital Age Retail Private Limited	222.17	222.17	-
Subtotal A	3,539.25	3,539.25	-
Globalbees Brands Segments (See note below)			
Home Utilities	1,161.42	1,161.42	-
Fashion / Lifestyle	694.90	671.77	-
Appliances	1,481.07	1,481.07	-
Beauty & Personal Care / Home & Personal Care	902.34	902.34	-
Subtotal B	4,239.73	4,216.60	-

Brainbees Solutions Limited (formerly known as Brainbees Solutions Private Limited)

Annexure VI - Notes to the restated consolidated financial information

(All amounts in Rupees million, unless otherwise stated)

1(d) Goodwill (continued)

Particulars	As at March 31, 2024	As at March 31, 2023	As at March 31, 2022
Others			
Edubees Educational Trust C	2.56	2.56	-
Goodwill (see note below) D	-	-	6,417.80
Subtotal (A + B + C + D)	7,781.54	7,758.41	6,417.80
Brand acquired separately in:			
Brainbees Solutions Limited (formerly known as Brainbees Solutions Private Limited)	344.40	344.40	344.40
Swara Baby Products Private Limited	114.16	114.16	114.16
Globalbees Brands Private Limited*	-	-	9,198.79
Subtotal	458.56	458.56	9,657.35
Total	8,240.10	8,216.96	16,075.15

*The intangible asset with indefinite life acquired in business combination were accounted on provisional basis. These have been reclassified on final allocation as per Purchase Price Allocation.

Up to the year ended 31 March 2022, Goodwill and intangible asset with indefinite life acquired in a business combination from the acquisition date, was allocated to following CGUs:

Particulars	As at March 31, 2022
Goodwill	
Brainbees Solutions Limited (formerly known as Brainbees Solutions Private Limited)	3,032.47
Swara Baby Products Private Limited	219.41
Firmroots Private Limited	17.76
Solis Hygiene Private Limited	47.44
Edubees Educational Trust	2.56
Globalbees Brands Private Limited - Separate Financial Statements	64.70
Globalbees Brands Private Limited - Consolidated Financial Statements	581.90
Mush Textiles Private Limited	21.35
Kuber Mart Industries Private Limited	359.14
Better & Brighter Home Care Private Limited	135.21
Eyezen Technologies Private Limited	49.56
HS Fitness Private Limited	213.70
Dynamic IT Solution Private Limited	82.18
Candes Technology Private Limited	701.16
Butternut Ventures Private Limited	55.47
Merhaki Foods and Nutrition Private Limited	87.57
HealthyHey Foods LLP	258.08
Maxinique Solution Private Limited	61.89
Cloud Lifestyle Private Limited	57.51
DF Pharmacy Limited	368.74
Total	6,417.80

Impairment occurs when the carrying amount of a CGU, including the goodwill and Intangible assets with indefinite life, exceeds the estimated recoverable amount of the CGU. The recoverable amount of CGU is higher of its fair value less cost to sell and its value-in-use. Value-in-use is the present value of the future cash flows expected to be derived from the CGU. The recoverable amount of goodwill is based on value-in-use.

The carrying amount was computed by allocating the net assets to the CGU for the purpose of impairment testing.

Value-in-use is calculated using after tax assumptions. The use of after tax assumptions does not result in a value-in-use that is materially different from the value-in-use that would result if the calculation was performed using before tax assumptions.

The average range of key assumptions used for calculation of value in use are mainly, discount rate in the range of 11.58% - 20.40% for year ended March 31, 2024 (March 31, 2023: 11.00% - 20.30% and March 31, 2022: 10.00% - 26.00%) and terminal growth rate in the range of 5.00% for year ended March 31, 2024 (March 31, 2023: 5.00% and March 31, 2022: 3.00% - 7.00%)

The discount rate is a pre-tax measure based on the rate of 10 year government bonds issued by government in the relevant market and in the same currency as the cash flows, adjusted for risk premium to reflect both the increased risk of investing in equities generally and the systemic risk of specified CGU.

The cash flow projection include specific estimates for five years and a terminal growth rate thereafter. The terminal growth rate has been determined based on management's estimate at which company's free cash flow are expected to grow perpetually beyond the explicit period, consistent with the assumptions that a market participant would make.

The Group believes that any reasonably possible change in the key assumptions on which a recoverable amount is based would not cause the aggregate carrying amount to exceed the aggregate recoverable amount of the cash - generating unit.

Based on the above, no impairment was identified as of March 31, 2024, March 31, 2023 and March 31, 2022 as the recoverable value of the CGUs exceeded the carrying value.

Brainbees Solutions Limited (formerly known as Brainbees Solutions Private Limited)

Annexure VI - Notes to the restated consolidated financial information

(All amounts in Rupees million, unless otherwise stated)

1(e) Other Intangible assets

Particulars	Computer software	Indefinite life Brand value	Brand value**	Contract value	Product development	Customer Relationship	Distribution Network	Content Writing	Trade mark	Platform	Total	Intangible Asset under Development	Total (A+B)
Gross Block													
Balance as at April 1, 2021	29.20	458.56	27.14	197.67	22.62	264.61	-	56.92	3.23	8.08	1,068.03	4.59	1,072.62
Additions for the period	12.23	-	0.95	-	2.60	-	-	15.46	3.07	-	34.31	2.29	36.60
Additions due to Business Combination*	0.19	9,198.79	-	-	14.16	74.88	-	-	0.45	-	9,288.47	-	9,288.47
Disposals/Capitalised during the period	(0.03)	-	-	-	-	(0.01)	-	-	-	-	(0.04)	(3.72)	(3.76)
Effects of translation of Foreign Currency	0.02	-	-	-	-	-	-	-	-	-	0.02	-	0.02
Balance as at March 31, 2022	41.61	9,657.35	28.09	197.67	39.38	339.48	-	72.38	6.75	8.08	10,390.79	3.16	10,393.95
Balance as at April 1, 2022	41.61	9,657.35	28.09	197.67	39.38	339.48	-	72.38	6.75	8.08	10,390.79	3.16	10,393.95
Additions for the period	18.99	-	-	-	0.35	-	-	10.34	14.85	-	44.53	18.21	62.74
Reclassification on finalisation of PPA	-	(9,198.79)	9,198.79	-	-	-	-	-	-	-	-	-	-
Additions due to Business Combination*	0.08	-	6,693.56	-	22.12	51.19	496.18	-	1.45	-	7,264.58	-	7,264.58
Disposals/Capitalised during the period	-	-	-	-	-	-	-	-	-	-	-	(1.73)	(1.73)
Effects of translation of Foreign Currency	0.04	-	-	-	-	-	-	-	-	-	0.04	-	0.04
Balance as at March 31, 2023	60.72	458.56	15,920.44	197.67	61.85	390.67	496.18	82.72	23.05	8.08	17,699.94	19.64	17,719.58
Balance as at April 1, 2023	60.72	458.56	15,920.44	197.67	61.85	390.67	496.18	82.72	23.05	8.08	17,699.94	19.64	17,719.58
Additions for the period	40.45	-	-	-	2.49	-	-	0.45	0.49	-	43.88	5.73	49.61
Additions due to Business Combination*	-	-	-	-	-	-	-	-	-	-	-	-	-
Disposals/Capitalised during the period	(0.02)	-	-	-	-	-	-	-	-	-	(0.02)	(25.07)	(25.09)
Effects of translation of Foreign Currency	0.03	-	-	-	-	-	-	-	-	-	0.03	-	0.03
Balance as at March 31, 2024	101.18	458.56	15,920.44	197.67	64.34	390.67	496.18	83.17	23.54	8.08	17,743.83	0.30	17,744.13
Accumulated Amortisation													
Balance at April 1, 2021	22.84	-	17.26	184.94	1.12	22.05	-	24.24	0.32	3.34	276.11	-	276.11
Amortisation for the period	10.86	-	5.65	4.24	6.96	63.80	-	15.34	0.86	2.02	109.73	-	109.73
Disposals/Capitalised during the period	-	-	-	-	-	-	-	-	-	-	-	-	-
Effects of translation of Foreign Currency	0.01	-	-	-	-	-	-	-	-	-	0.01	-	0.01
Balance as at March 31, 2022	33.71	-	22.91	189.18	8.08	85.85	-	39.58	1.18	5.36	385.85	-	385.84
Accumulated Amortisation													
Balance at April 1, 2022	33.71	-	22.91	189.18	8.08	85.85	-	39.58	1.18	5.36	385.85	-	385.85
Amortisation for the period	10.01	-	782.04	4.24	23.10	121.64	113.70	13.44	3.03	2.02	1,073.22	-	1,073.22
Disposals/Capitalised during the period	-	-	-	-	-	-	-	-	-	-	-	-	-
Effects of translation of Foreign Currency	0.03	-	-	-	-	-	-	-	-	-	0.03	-	0.03
Balance as at March 31, 2022	43.75	-	804.95	193.42	31.18	207.49	113.70	53.02	4.21	7.38	1,459.10	-	1,459.10
Balance at April 1, 2023	43.75	-	804.95	193.42	31.18	207.49	113.70	53.02	4.21	7.38	1,459.10	-	1,459.10
Amortisation for the period	22.16	-	820.70	4.25	14.03	82.96	124.04	14.22	3.97	0.70	1,087.03	-	1,087.03
Disposals/Capitalised during the period	-	-	-	-	-	-	-	-	-	-	-	-	-
Effects of translation of Foreign Currency	0.02	-	-	-	-	-	-	-	-	-	0.02	-	0.02
Balance as at March 31, 2024	65.93	-	1,625.65	197.67	45.21	290.45	237.74	67.24	8.18	8.08	2,546.15	-	2,546.15
Carrying amounts (net)													
Balance as at March 31, 2022	7.90	9,657.35	5.18	8.49	31.30	253.63	-	32.80	5.57	2.72	10,004.94	3.16	10,008.10
Balance as at March 31, 2023	16.97	458.56	15,115.49	4.25	30.67	183.18	382.48	29.70	18.84	0.70	16,240.84	19.64	16,260.48
Balance as at March 31, 2024	35.25	458.56	14,294.79	-	19.13	100.22	258.44	15.93	15.36	-	15,197.68	0.30	15,197.98

*refer note 30

**Within the above are the following individually material assets at 31 March 2024:

- Brand value represents e-commerce brands acquired through Globalbees, "a direct-to-consumer venture" having carrying amount of ₹ 14,294.38 million and remaining amortisation period of 18 years as on March 31, 2024.

1(f) Ageing schedule of Intangible assets under development

As at 31 March 2024

Intangible assets under development	Amount in Intangible assets under development for a period of				Total
	Less than 1 year	1-2 years	2-3 years	More than 3 years	
Projects in progress	0.30	-	-	-	0.30
Projects temporarily suspended	-	-	-	-	-

As at 31 March 2023

Intangible assets under development	Amount in Intangible assets under development for a period of				Total
	Less than 1 year	1-2 years	2-3 years	More than 3 years	
Projects in progress	17.96	1.68	-	-	19.64
Projects temporarily suspended	-	-	-	-	-

As at 31 March 2022

Intangible assets under development	Amount in Intangible assets under development for a period of				Total
	Less than 1 year	1-2 years	2-3 years	More than 3 years	
Projects in progress	2.06	1.10	-	-	3.16
Projects temporarily suspended	-	-	-	-	-

Note: There are no Intangible assets under development whose completion is overdue or has exceeded its cost compared to its original plan.

2 Non-current investments

Particulars	As at March 31, 2024	As at March 31, 2023	As at March 31, 2022
Investments at fair value through profit or loss (FVTPL)			
Unquoted - equity instruments			
6,380 Equity shares of Rs. 10 each of Ekhaya Brands Private Limited	50.00	-	-
Unquoted - others			
Investment in National Savings Certificate	0.08	0.08	-
Total	50.08	0.08	-
Aggregate book value of quoted investments	-	-	-
Aggregate market value of quoted investments	-	-	-
Aggregate value of unquoted investments	50.08	0.08	-
Aggregate amount of impairment in value of investments	-	-	-

3 Current investments

Particulars	As at March 31, 2024	As at March 31, 2023	As at March 31, 2022
Investments at fair value through profit or loss (FVTPL)			
Quoted Mutual funds			
Aditya Birla Sun Life Savings Fund- Growth-Direct Plan (March 31, 2024: Nil, March 31, 2023: Nil, March 31, 2022: 48.26 Units)	-	-	0.02
Aditya Birla Sun Life Liquid Fund- Growth-Regular Plan (March 31, 2024: Nil, March 31, 2023: Nil, March 31, 2022: 0.03 Units)*	-	-	0.00
Investments at fair value through profit or loss (FVTPL)			
Unquoted Equity Instruments			
Unquoted Equity Instruments	0.07	0.04	0.02
Total	0.07	0.04	0.04
Aggregate book value of quoted investments	-	-	0.02
Aggregate market value of quoted investments	-	-	0.02
Aggregate value of unquoted investments	0.07	0.04	0.02
Aggregate amount of impairment in value of investments	-	-	-

* Having amounts less than Rs. 50,000.

3(a) Other non-current financial assets

Particulars	As at March 31, 2024	As at March 31, 2023	As at March 31, 2022
Unsecured considered good unless otherwise stated			
Security deposits	557.15	375.04	262.30
Government grants receivables	262.84	178.50	58.56
Bank deposits (maturity more than 12 months)	111.14	337.61	1.38
Others	15.07	0.07	0.07
Total	946.20	891.22	322.31

3(b) Other current financial assets

Particulars	As at March 31, 2024	As at March 31, 2023	As at March 31, 2022
Unsecured considered good unless otherwise stated			
Security Deposits	27.11	9.71	13.99
Government grants receivables	157.83	34.55	85.97
Custom Duty Receivable	0.66	2.78	2.78
Other financial assets	606.31	83.58	25.51
Total	791.91	130.62	128.25

Brainbees Solutions Limited (formerly known as Brainbees Solutions Private Limited)
Annexure VI - Notes to the restated consolidated financial information
(All amounts in Rupees million, unless otherwise stated)

4(a) Deferred Tax Assets/(Liabilities)

The break-up of deferred tax assets/(liabilities) are as under:

Particulars	As at March 31, 2024	As at March 31, 2023	As at March 31, 2022
Deferred Tax Asset			
Property, plant and equipment and Intangibles	525.51	517.46	561.28
Employees' benefits	63.56	48.73	37.26
On lease liabilities	2,337.05	1,735.56	730.61
On right-of-use asset	(2,049.64)	(1,570.80)	(660.05)
Carry forward losses	835.71	684.85	442.95
Others	185.23	212.08	17.97
Total	1,897.42	1,627.88	1,130.02
Deferred Tax Liabilities			
Property, plant and equipment and Intangibles	(2,860.27)	(3,015.06)	(1,729.52)
On right-of-use asset	-	-	(24.17)
Others	15.12	0.44	8.30
Total	(2,845.15)	(3,014.62)	(1,745.39)
Total	(947.73)	(1,386.74)	(615.37)

Significant components and movements in deferred tax assets and liabilities for year ended March 31, 2024:

Particulars	As at April 1, 2023	Recognised in		Acquired in business combinations	Others	As at March 31, 2024
		in profit or loss	in OCI			
Deferred Tax Asset						
Property, plant and equipment and Intangibles	517.46	8.05	-	-	-	525.51
Employees' benefits	48.73	15.39	(0.56)	-	-	63.56
On lease liabilities	1,735.56	601.49	-	-	-	2,337.05
On right-of-use asset	(1,570.80)	(478.84)	-	-	-	(2,049.64)
Carry forward losses	684.85	150.86	-	-	-	835.71
Others	212.08	(28.68)	1.83	-	-	185.23
Deferred Tax Liabilities						
Property, plant and equipment and Intangibles	(3,015.07)	154.80	-	-	-	(2,860.27)
Others	0.44	15.11	-	-	(0.43)	15.12
Total	(1,386.75)	438.18	1.27	-	(0.43)	(947.73)

Significant components and movements in deferred tax assets and liabilities for year ended March 31, 2023:

Particulars	As at April 1, 2022	Recognised in		Acquired in business combinations*	Others	As at March 31, 2023
		in profit or loss	in OCI			
Deferred Tax Asset						
Property, plant and equipment and Intangibles	561.28	(43.82)	-	-	-	517.46
Employees' benefits	37.26	18.03	(6.56)	-	-	48.73
On lease liabilities	730.61	1,004.95	-	-	-	1,735.56
On right-of-use asset	(660.05)	(910.75)	-	-	-	(1,570.80)
Carry forward losses	442.95	241.90	-	-	-	684.85
Others	17.97	198.47	(4.36)	-	-	212.08
Deferred Tax Liabilities						
Property, plant and equipment and Intangibles	(1,729.52)	73.40	-	(1,358.95)	-	(3,015.07)
On right-of-use asset	(24.17)	24.17	-	-	-	-
Others	8.30	5.37	-	-	(13.23)	0.44
Total	(615.37)	611.72	(10.92)	(1,358.95)	(13.23)	(1,386.75)

*Refer note 30

Significant components and movements in deferred tax assets and liabilities for year ended March 31, 2022:

Particulars	As at April 1, 2021	Recognised in		Acquired in business combinations*	Others	As at March 31, 2022
		in profit or loss	in OCI			
Deferred Tax Asset						
Property, plant and equipment and Intangibles	695.96	(134.68)	-	-	-	561.28
Employees' benefits	31.13	9.03	(2.90)	-	-	37.26
On lease liabilities	374.71	355.90	-	-	-	730.61
On right-of-use asset	(349.81)	(310.24)	-	-	-	(660.05)
Carry forward losses	512.68	(69.73)	-	-	-	442.95
Others	0.75	18.11	(0.89)	-	-	17.97
Deferred Tax Liabilities						
Property, plant and equipment and Intangibles	(46.29)	(7.74)	-	(1,673.92)	(1.57)	(1,729.52)
On right-of-use asset	(1.48)	(22.69)	-	-	-	(24.17)
Others	0.25	8.05	-	-	-	8.30
Total	1,217.90	(153.99)	(3.79)	(1,673.92)	(1.57)	(615.37)

*Refer note 30

5(a) Income tax assets (net)

Particulars	As at March 31, 2024	As at March 31, 2023	As at March 31, 2022
Income tax assets (net)*	324.99	273.40	139.91
Total	324.99	273.40	139.91

* Net of provision for tax as at March 31, 2024: 112.93 million, March 31, 2023: Rs. 36.97 million and March 31, 2022: Rs. 15.42 million

Brainbees Solutions Limited (formerly known as Brainbees Solutions Private Limited)
Annexure VI - Notes to the restated consolidated financial information
(All amounts in Rupees million, unless otherwise stated)

5(b) Current tax liabilities (net)

Particulars	As at March 31, 2024	As at March 31, 2023	As at March 31, 2022
Income tax liabilities (net of advance tax)*	55.78	31.13	55.43
Total	55.78	31.13	55.43

* Net of advance tax paid as at March 31, 2024: 338.07 million, March 31, 2023: Rs. 71.76 million and March 31, 2022: Rs. 109.82 million.

6 Loans

Particulars	As at March 31, 2024	As at March 31, 2023	As at March 31, 2022
Unsecured considered good unless otherwise stated			
Loan to KMP and directors (refer note 34)*	84.06	76.68	-
Loans to employees	276.76	314.09	106.96
Total	360.82	390.77	106.96

*There are no loans or advances in the nature of loans granted to Promoters, Directors, KMPs and the related parties, either severally or jointly with any other person, that are:

- (a) repayable on demand; or
(b) without specifying any terms or period of repayment

7(a) Other non current assets

Particulars	As at March 31, 2024	As at March 31, 2023	As at March 31, 2022
Unsecured considered good unless otherwise stated			
Balance with Government authorities			
VAT receivable	-	-	7.67
GST receivable	2,545.82	2,477.75	491.47
Amount paid under protest	9.44	10.98	2.53
Capital advances	102.22	284.17	304.36
Prepaid expenses	2.71	7.47	17.43
Advance to suppliers	4.84	-	-
Total	2,665.03	2,780.37	823.46

7(b) Other current assets

Particulars	As at March 31, 2024	As at March 31, 2023	As at March 31, 2022
Unsecured considered good unless otherwise stated			
Advance to employees	29.05	20.26	8.61
Prepaid expenses	132.82	125.14	120.00
Balance with Government authorities			
GST receivable	1,201.09	867.98	571.91
VAT receivable	0.54	30.60	9.01
Advance to suppliers	2,044.37	852.90	1,048.82
Receivables from vendors	744.48	695.01	351.34
Other receivables	13.45	10.57	10.88
Total	4,165.80	2,602.46	2,120.57

8 Inventories

Particulars	As at March 31, 2024	As at March 31, 2023	As at March 31, 2022
Raw material*	1,530.78	945.39	517.17
Work in progress	7.34	5.69	4.23
Finished goods**	272.55	254.77	110.29
Stock-in-trade**	14,429.20	11,607.07	9,144.76
Store and spares parts including packing material	54.75	47.11	19.07
Total	16,294.62	12,860.03	9,795.52

Note: During the year ended March 31, 2024: Rs. 44.91 million (years ended March 31, 2023: Rs. 20.72 million and March 31, 2022: Rs. 8.10 million) was recognised as expense for inventories carried at Net realisable value (NRV).

**Above Inventories includes Goods-in-Transit as at March 31, 2024: Rs. 1,565.57 million, March 31, 2023: Rs. 733.47 million and March 31, 2022: Rs. 241.54 million.

*Above Inventories includes Material-in-Transit as at March 31, 2024: Rs. 19.49 million, March 31, 2023: Rs. 93.58 million and March 31, 2022: Rs. 43.50 million.

9 Trade receivables

Particulars	As at March 31, 2024	As at March 31, 2023	As at March 31, 2022
Considered good – Secured	-	-	-
Considered good – Unsecured	2,184.07	2,251.30	2,179.82
Trade Receivables which have significant increase in credit risk	8.49	10.74	-
Trade Receivables – credit impaired	80.40	13.37	2.19
Total Trade Receivables	2,272.96	2,275.41	2,182.01
Less: Impairment allowance (allowance for bad and doubtful debt)			
Trade Receivables which have significant increase in credit risk	(8.49)	(10.74)	-
Trade Receivables – credit impaired	(80.40)	(13.37)	(2.19)
Total	2,184.07	2,251.30	2,179.82

Note - Above balances of trade receivables include receivable from group companies amounting to Rs. 3.45 million (March 31, 2023: Rs. 3.45 million ; March 31, 2022: Rs. Nil). Refer note 34 for details.

Brainbees Solutions Limited (formerly known as Brainbees Solutions Private Limited)
Annexure VI - Notes to the restated consolidated financial information
(All amounts in Rupees million, unless otherwise stated)

Trade receivables ageing schedule as at 31 March 2024

Particulars	Unbilled Revenue	Not due	Less than 6 months	6 months – 1 year	1-2 years	2-3 years	More than 3 years	Total
Undisputed Trade receivables – considered good	93.64	181.63	1,519.63	294.67	86.64	3.10	4.76	2,184.07
Undisputed Trade Receivables – which have significant increase in credit risk	-	0.07	2.51	1.14	3.92	0.85	-	8.49
Undisputed Trade Receivables – credit impaired	-	-	6.19	8.23	47.24	18.74	-	80.40
Disputed Trade Receivables– considered good	-	-	-	-	-	-	-	-
Disputed Trade Receivables – which have significant increase in credit risk	-	-	-	-	-	-	-	-
Disputed Trade Receivables – credit impaired	-	-	-	-	-	-	-	-

Trade receivables ageing schedule as at 31 March 2023

Particulars	Unbilled Revenue	Not due	Less than 6 months	6 months – 1 year	1-2 years	2-3 years	More than 3 years	Total
Undisputed Trade receivables – considered good	107.34	137.83	1,795.33	187.64	15.12	4.61	3.43	2,251.30
Undisputed Trade Receivables – which have significant increase in credit risk	-	-	0.77	2.70	7.27	-	-	10.74
Undisputed Trade Receivables – credit impaired	-	-	0.31	11.71	1.35	-	-	13.37
Disputed Trade Receivables– considered good	-	-	-	-	-	-	-	-
Disputed Trade Receivables – which have significant increase in credit risk	-	-	-	-	-	-	-	-
Disputed Trade Receivables – credit impaired	-	-	-	-	-	-	-	-

Trade receivables ageing schedule as at 31 March 2022

Particulars	Unbilled Revenue	Not due	Less than 6 months	6 months – 1 year	1-2 years	2-3 years	More than 3 years	Total
Undisputed Trade receivables – considered good	135.19	1,096.36	927.89	10.81	5.58	1.17	2.82	2,179.82
Undisputed Trade Receivables – which have significant increase in credit risk	-	-	-	-	-	-	-	-
Undisputed Trade Receivables – credit impaired	-	-	-	2.19	-	-	-	2.19
Disputed Trade Receivables– considered good	-	-	-	-	-	-	-	-
Disputed Trade Receivables – which have significant increase in credit risk	-	-	-	-	-	-	-	-
Disputed Trade Receivables – credit impaired	-	-	-	-	-	-	-	-

10(a) Cash and cash equivalents

Particulars	As at March 31, 2024	As at March 31, 2023	As at March 31, 2022
Cash and Cash Equivalents			
Cash in hand	1.93	1.69	2.34
Fund in Transit	28.55	6.81	-
Balances with banks			
In current accounts	1,314.71	1,253.21	2,450.48
In deposit accounts having original maturity less than 3 months	2,271.77	1,331.80	1,595.87
Total	3,616.96	2,593.51	4,048.69

10(b) Bank balances other than cash and cash equivalents

Particulars	As at March 31, 2024	As at March 31, 2023	As at March 31, 2022
Deposits with banks with original maturity of more than three months but less than twelve months	3,120.91	9,200.15	18,633.10
Total	3,120.91	9,200.15	18,633.10

11(a) Equity share capital

Particulars	As at March 31, 2024		As at March 31, 2023		As at March 31, 2022	
	Nos	Amount	Nos	Amount	Nos	Amount
Authorised						
Equity shares of Rs. 2 each (March 31, 2022: Rs. 5 each)	552,455,000	1,104.91	452,455,000	904.91	107,740,000	538.70
Series A equity shares of Rs. 2 each (March 31, 2022: Rs. 5 each)	-	-	-	-	42,000	0.21
Series E Equity Shares of Rs. 2 each (March 31, 2022: Rs. 5 each)	-	-	-	-	73,200,000	366.00
Issued, subscribed and fully paid up equity shares						
Equity shares of Rs. 2 each (March 31, 2022: Rs. 5 each)	448,165,900	896.32	433,265,195	866.52	99,971,547	499.85
Series A equity shares of Rs. 2 each (March 31, 2022: Rs. 5 each)	-	-	-	-	40,232	0.20
Series E equity Shares of Rs. 2 each (March 31, 2022: Rs. 5 each)	-	-	-	-	73,166,655	365.83
Less:						
Shares Issued to Brainbees ESOP Trust	(40,806,340)	(81.61)	(25,905,635)	(51.81)	-	(51.81)
Total	407,359,560	814.71	407,359,560	814.71	246,378,434	1,180.07

Reconciliation of equity shares outstanding at the beginning and at the end of the reporting year

Particulars	As at March 31, 2024		As at March 31, 2023		As at March 31, 2022	
	Nos	Amount	Nos	Amount	Nos	Amount
Equity Shares						
At the commencement of the year	433,265,195	866.52	99,971,547	499.85	69,688,930	348.44
Shares issued during the year on account of Rights Issue #	-	-	-	-	14,712,227	73.56
Shares issued during the year on account of Exercise of Stock Options (refer note 32)	-	-	127,644	0.64	635,220	3.18
Increase in Shares on account of Conversion of Option 1 CCPS	-	-	-	-	4,572,916	22.86
Shares Issued to Brainbees ESOP Trust	14,900,705	29.80	-	-	10,362,254	51.81
Increase in shares on account of sub-division*	-	-	150,148,786	-	-	-
Reclassified from Series A Equity Shares and Series E Equity Shares	-	-	183,017,218	366.03	-	-
At the end of the year	448,165,900	896.32	433,265,195	866.52	99,971,547	499.85

Brainbees Solutions Limited (formerly known as Brainbees Solutions Private Limited)
Annexure VI - Notes to the restated consolidated financial information
(All amounts in Rupees million, unless otherwise stated)

11(a) Equity share capital (continued)

Reconciliation of equity shares outstanding at the beginning and at the end of the reporting year

Particulars	As at March 31, 2024		As at March 31, 2023		As at March 31, 2022	
	Nos	Amount	Nos	Amount	Nos	Amount
Series A Equity Shares						
At the commencement of the year	-	-	40,232	0.20	40,232	0.20
Increase in shares on account of sub-division*	-	-	60,348	-	-	-
Reclassified as Equity Shares	-	-	(100,580)	(0.20)	-	-
At the end of the year	-	-	-	-	40,232	0.20
Series E Equity Shares						
At the commencement of the year	-	-	73,166,655	365.83	73,166,655	365.83
Increase in shares on account of sub-division*	-	-	109,749,983	-	-	-
Reclassified as Equity Shares	-	-	(182,916,638)	(365.83)	-	-
At the end of the year	-	-	-	-	73,166,655	365.83
Less:						
Shares issued to Brainbees ESOP Trust	(40,806,340)	(81.61)	(25,905,635)	(51.81)	(10,362,254)	(51.81)
At the end of the year	(40,806,340)	(81.61)	(25,905,635)	(51.81)	(10,362,254)	(51.81)
Total	407,359,560	814.71	407,359,560	814.71	162,816,180	814.07

* The Shareholders of the Holding Company, at the extra-ordinary general meeting held on April 25, 2022 have approved the subdivision of its existing authorised, issued, subscribed and paid-up share capital of face value of Rs. 5 each to face value of Rs. 2 each with effect from April 25, 2022.

The Holding Company had issued 14,712,227 equity shares of face value of Rs. 5/- each on right basis ('Rights Equity Shares') to the Eligible Equity Shareholders at an issue price of Rs. 5 per Rights Equity Share.

Investor shares shall include the following:

- 1 Series A Equity shares
- 2 Equity shares issued under the Business Transfer Agreement
- 3 Equity shares held by investors
- 4 Series E Equity Shares

Rights, preferences and restrictions attached to Equity Shares, Series A Equity Shares and Series E Equity Shares

Equity Shares and Series A Equity Shares

The Holding Company has equity shares having a face value of Rs. 5 per share. Each holder of equity share is entitled to one vote per share. The Holding Company shall not declare dividend in respect of the Equity Shares or any other class of shares in excess of the dividend permissible to be paid to the non-resident holders of the Investor Shares.

Series E Equity Shares

The Holding Company has issued Series E equity shares during the year ended 31 March 2019, having a face value of Rs. 5 per share. Each Series E Equity Share shall have one vote and carry voting rights on the basis of, and to the extent of, the amounts paid-up on each Series E Equity Share. The holders of the Series E Equity Shares shall be entitled to participate in the distribution of the profits of the Holding Company prior to the other Security Holders but simultaneously with the holders of Series A CCPS, Series B CCPS, Series C CCPS, Series C1 CCPS, Series C2 CCPS, Series D1 CCPS, Series D2 CCPS, in proportion to their holding of Series E Equity Shares. The holders of the Series E Equity Shares shall be entitled to receive any non-cash dividend by way of deemed bonus declared by the Board.

Employee stock options/ share purchase plan

Terms attached to stock options granted/ share purchase plan to employees are described in Note 34 regarding share based payments. For details of shares reserved for issue on conversion of Compulsorily Convertible Preference Shares, please refer note 11(b) related to terms of conversion of Compulsorily Convertible preference shares.

Particulars of shareholders holding more than 5% shares of a class of shares

Particulars	As at March 31, 2024		As at March 31, 2023		As at March 31, 2022	
	Nos	% of total shares in class	Nos	% of total shares in class	Nos	% of total shares in class
Equity shares						
SVF Frog (Cayman) Limited	124,092,296	28%	138,308,813	32%	-	0%
Mahindra Retail Limited (formerly Mahindra Retail Private Limited) which has amalgamated with Mahindra & Mahindra Limited pursuant to an order dated April 29, 2022 passed by National Company Law Tribunal ('NCLT')	41,116,885	9%	41,116,885	9%	16,446,754	18%
NewQuest Asia Investments III Limited	18,576,620	4%	18,576,620	4%	7,430,648	8%
PI Opportunities Fund – 1	21,349,265	5%	21,349,265	5%	8,499,474	9%
TPG Growth V SF Markets Pte Ltd.	19,752,718	4%	19,752,718	4%	7,901,087	9%
Apricot Investments Limited	16,821,867	4%	16,821,867	4%	6,728,747	8%
PI Opportunities Fund – 1 Scheme II	26,457,268	6%	26,457,268	6%	-	0%
NextGen Management Services	22,482,090	5%	22,482,090	5%	-	0%
Brainbees Employees Welfare Trust	13,136,590	3%	13,136,590	3%	5,254,636	6%
Brainbees ESOP Trust	40,806,340	9%	25,905,635	6%	10,362,254	12%
Mr. Supam Maheshwari	28,893,347	6%	38,236,597	9%	15,294,639	17%
Series A equity shares						
PI Opportunities Fund – 1	-*	0%	-*	0%	40,232	100%
Series E Equity Shares						
SVF Frog (Cayman) Limited	-*	0%	-*	0%	65,906,432	90%
NextGen Management Services	-*	0%	-*	0%	7,260,223	10%

* Series A Equity Shares and Series E Equity Shares are classified as Equity Shares, hence there are no shareholders holding these Categories of shares. For the year ended March 31, 2022, the number of shares held by shareholders holding more than 5% of class of shares are basis face value of Rs. 5 each.

Particulars of Shareholding of promoters

As of March 31, 2024, the Holding Company does not have an identifiable promoter in terms of the Companies Act, 2013 and accordingly disclosures related to promoter shareholding is not given for this period. The Holding Company is a professionally managed Company.

Equity shares movement during 5 years preceding March 31, 2024

There were no equity shares issued as bonus or without consideration during last 5 years as on March 31, 2024

The Holding Company bought back 1,309,860 equity shares for an aggregate amount of Rs. 307.57 million at Rs. 234.81 per equity share. The equity shares bought back were extinguished on October 15, 2020

Brainbees Solutions Limited (formerly known as Brainbees Solutions Private Limited)
Annexure VI - Notes to the restated consolidated financial information
(All amounts in Rupees million, unless otherwise stated)

11(b) Equity component of compulsorily convertible preference shares

Particulars	As at March 31, 2024		As at March 31, 2023		As at March 31, 2022	
	Nos	Amount	Nos	Amount	Nos	Amount
Authorised						
Series A CCPS (Compulsorily Convertible Preference Shares) of Rs. 2 each (March 31, 2022: Rs. 5 each)	155,000	0.31	155,000	0.31	62,000	0.31
Series B CCPS (Compulsorily Convertible Preference Shares) of Rs. 2 each (March 31, 2022: Rs. 5 each)	866,165	1.73	866,165	1.73	346,466	1.73
Series C CCPS (Compulsorily Convertible Preference Shares) of Rs. 2 each (March 31, 2022: Rs. 5 each)	21,856,650	43.71	21,856,650	43.71	8,742,660	43.71
Series C1 CCPS (Compulsorily Convertible Preference Shares) of Rs. 2 each (March 31, 2022: Rs. 5 each)	438,100	0.88	438,100	0.88	175,240	0.88
Series C2 CCPS (Compulsorily Convertible Preference Shares) of Rs. 2 each (March 31, 2022: Rs. 5 each)	77,900	0.16	77,900	0.16	31,160	0.16
Series D1 CCPS (Compulsorily Convertible Preference Shares) of Rs. 2 each (March 31, 2022: Rs. 5 each)	12,217,950	24.44	12,217,950	24.44	4,887,180	24.44
Series D2 CCPS (Compulsorily Convertible Preference Shares) of Rs. 2 each (March 31, 2022: Rs. 5 each)	14,197,750	28.40	14,197,750	28.40	5,679,100	28.40
Option 1 CCPS (Compulsorily Convertible Preference Shares) of Rs. 2 each (March 31, 2022: Rs. 5 each)	30,500	0.06	30,500	0.06	12,200	0.06
Option 2 CCPS (Compulsorily Convertible Preference Shares) of Rs. 2 each (March 31, 2022: Rs. 5 each)	70,000	0.14	70,000	0.14	28,000	0.14
Equity component of compulsorily convertible preference shares						
Series A CCPS (Compulsorily Convertible Preference Shares) of Rs. 2 each (March 31, 2022: Rs. 5 each)	72,315	0.14	72,315	0.14	28,926	0.14
Series B CCPS (Compulsorily Convertible Preference Shares) of Rs. 2 each (March 31, 2022: Rs. 5 each)	36,755	0.07	36,755	0.07	14,702	0.07
Series C CCPS (Compulsorily Convertible Preference Shares) of Rs. 2 each (March 31, 2022: Rs. 5 each)	17,500,900	35.00	17,500,900	35.00	7,000,360	35.00
Series C1 CCPS (Compulsorily Convertible Preference Shares) of Rs. 2 each (March 31, 2022: Rs. 5 each)	438,100	0.88	438,100	0.88	175,240	0.88
Series C2 CCPS (Compulsorily Convertible Preference Shares) of Rs. 2 each (March 31, 2022: Rs. 5 each)	77,900	0.16	77,900	0.16	31,160	0.16
Series D1 CCPS (Compulsorily Convertible Preference Shares) of Rs. 2 each (March 31, 2022: Rs. 5 each)	12,217,950	24.44	12,217,950	24.44	4,887,180	24.44
Series D2 CCPS (Compulsorily Convertible Preference Shares) of Rs. 2 each (March 31, 2022: Rs. 5 each)	4,839,650	9.68	4,839,650	9.68	1,935,860	9.68
Option 1 CCPS (Compulsorily Convertible Preference Shares) of Rs. 2 each (March 31, 2022: Rs. 5 each)	-	-	-	-	-	-
Total	35,183,570	70.37	35,183,570	70.37	14,073,428	70.37

Reconciliation of Equity component of compulsorily convertible preference shares outstanding at the beginning and at the end of the reporting year

Particulars	As at March 31, 2024		As at March 31, 2023		As at March 31, 2022	
	Nos	Amount	Nos	Amount	Nos	Amount
Series A CCPS (Compulsorily Convertible Preference Shares)						
At the commencement of the year	72,315	0.14	28,926	0.14	28,926	0.14
Increase in shares on account of sub-division*	-	-	43,389	-	-	-
At the end of the year	72,315	0.14	72,315	0.14	28,926	0.14
Series B CCPS (Compulsorily Convertible Preference Shares)						
At the commencement of the year	36,755	0.07	14,702	0.07	14,702	0.07
Increase in shares on account of sub-division*	-	-	22,053	-	-	-
At the end of the year	36,755	0.07	36,755	0.07	14,702	0.07
Series C CCPS (Compulsorily Convertible Preference Shares)						
At the commencement of the year	17,500,900	35.00	7,000,360	35.00	7,000,360	35.00
Increase in shares on account of sub-division*	-	-	10,500,540	-	-	-
At the end of the year	17,500,900	35.00	17,500,900	35.00	7,000,360	35.00
Series C1 CCPS (Compulsorily Convertible Preference Shares)						
At the commencement of the year	438,100	0.88	175,240	0.88	175,240	0.88
Increase in shares on account of sub-division*	-	-	262,860	-	-	-
At the end of the year	438,100	0.88	438,100	0.88	175,240	0.88
Series C2 CCPS (Compulsorily Convertible Preference Shares)						
At the commencement of the year	77,900	0.16	31,160	0.16	31,160	0.16
Increase in shares on account of sub-division*	-	-	46,740	-	-	-
At the end of the year	77,900	0.16	77,900	0.16	31,160	0.16
Series D1 CCPS (Compulsorily Convertible Preference Shares)						
At the commencement of the year	12,217,950	24.44	4,887,180	24.44	4,887,180	24.44
Increase in shares on account of sub-division*	-	-	7,330,770	-	-	-
At the end of the year	12,217,950	24.44	12,217,950	24.44	4,887,180	24.44
Series D2 CCPS (Compulsorily Convertible Preference Shares)						
At the commencement of the year	4,839,650	9.68	1,935,860	9.68	1,935,860	9.68
Increase in shares on account of sub-division*	-	-	2,903,790	-	-	-
At the end of the year	4,839,650	9.68	4,839,650	9.68	1,935,860	9.68
Option 1 CCPS (Compulsorily Convertible Preference Shares)						
At the commencement of the year	-	-	-	-	12,034	0.06
Decrease on account of conversion of Option 1 CCPS into Equity Shares**	-	-	-	-	(12,034)	(0.06)
At the end of the year	-	-	-	-	-	-
Total	35,183,570	70.37	35,183,570	70.37	14,073,428	70.37

Brainbees Solutions Limited (formerly known as Brainbees Solutions Private Limited)
Annexure VI - Notes to the restated consolidated financial information
(All amounts in Rupees million, unless otherwise stated)

11(b) Equity component of compulsorily convertible preference shares (continued)

* The Shareholders of the Holding Company, at the extra-ordinary general meeting held on April 25, 2022 have approved the subdivision of its existing authorised, issued, subscribed and paid-up share capital of face value of Rs. 5 each to face value of Rs. 2 each with effect from April 25, 2022.

** During the year ended March 31, 2022, the shareholders of Option 1 Compulsorily Convertible Preference Shares availed the option to convert 12,034 Option 1 CCPS into Equity shares as per conditions given in the letter of offer. Consequently, the Holding Company issued 4,572,916 Equity shares to the shareholders of Option 1 CCPS on account of conversion of Option 1 CCPS.

Investor shares shall include the following:

- 1 Series A CCPS
- 2 Series B CCPS
- 3 Series C CCPS
- 4 Series C1 CCPS
- 5 Series C2 CCPS
- 6 Series D1 CCPS
- 7 Series D2 CCPS
- 8 Option 1 CCPS

Rights, preferences and restrictions attached to Series A, Series B, Series C, Series C1, Series C2, Series D1 & D2 Compulsorily Convertible Preference Shares, and Option 1 Compulsorily Convertible Preference Shares

Series A and Series B CCPS

The Holding Company has issued Series A and Series B CCPS (Compulsorily Convertible Preference Shares) having a face value of Rs. 2 per share. Each shareholder of Series A CCPS and Series B CCPS shall be entitled to vote on Series A CCPS and Series B CCPS respectively held by them (as a single class and on a converted basis and not as a separate class) except as specifically provided. The holders of Series A CCPS shall be entitled to payment of 0.001% cumulative coupon per annum on each Series A CCPS by way of dividends from the Holding Company in accordance with applicable Laws and when the Board declares any dividend. The dividend would be cumulative and would be paid prior to payment of any dividend with respect to Equity Shares and Series A Equity Shares. The holders of the Series A CCPS and Series B CCPS shall have the right to convert all or any portion of the Series A CCPS and Series B CCPS held by them at any time at the then applicable Series A CCPS and Series B CCPS conversion ratio ranging of 1:1 into Equity Shares of the Holding Company, prior to expiry of 19 years from the allotment of shares.

Series C, Series C1 and Series C2 CCPS

The Holding Company has issued Series C, Series C1 and Series C2 CCPS (Compulsorily Convertible Preference Shares) having a face value of Rs. 2 per share. Each shareholder of Series C, Series C1 and Series C2 CCPS shall be entitled to vote on Series C, Series C1 and Series C2 CCPS respectively held by them (as a single class and on a converted basis and not as a separate class) except as specifically provided. The holders of Series C, Series C1 and Series C2 CCPS shall be entitled to payment of higher of 0.001% cumulative coupon per annum on the Face value of each of Series C, Series C1 and Series C2 CCPS or the amount receivable by them in the dividend declared based on their shareholding in the Company on an as is converted basis, as and when the Board declares any dividend. The dividends would be cumulative and would be paid prior to payment of any dividend with respect to Equity Shares (save the Series A Equity Shares as set out herein). The holders of the Series C, Series C1 and Series C2 CCPS shall have the right to convert all or any portion of the Series C, Series C1 and Series C2 CCPS held by them at any time at the then applicable Series C, Series C1 and Series C2 CCPS conversion ratio of 1:1 into Equity Shares, prior to expiry of 19 years from the allotment of shares.

Series D1 and Series D2 CCPS

The Holding Company has issued Series D1 and Series D2 CCPS (Compulsorily Convertible Preference Shares) having a face value of Rs. 2 per share. Each shareholder of Series D1 and Series D2 CCPS shall be entitled to vote on Series D1 and Series D2 CCPS respectively held by them (as a single class and on a converted basis and not as a separate class) except as specifically provided. The holders of Series D1 and Series D2 CCPS shall be entitled to payment of higher of 0.001% cumulative coupon per annum on the Face value of each of Series D1 and Series D2 CCPS or the amount receivable by them in the dividend declared based on their shareholding in the Holding Company on an as is converted basis, as and when the Board declares any dividend. The dividends would be cumulative and would be paid prior to payment of any dividend with respect to Equity Shares (save the Series A Equity Shares as set out herein). The holders of Series D1 and Series D2 CCPS shall have the right to convert all or any portion of the Series D1 and Series D2 CCPS held by them at any time at the then applicable Series D1 and Series D2 CCPS conversion ratio of 1:1 into Equity Shares, prior to expiry of 19 years from the allotment of shares.

Option 1 CCPS

The Holding Company has issued Option 1 CCPS (Compulsorily Convertible Preference Shares) having a face value of Rs. 2 per share. Each shareholder of Option 1 CCPS shall be entitled to vote on Option 1 CCPS held by them (as a single class and on a converted basis and not as a separate class) except as specifically provided. The holders of Option 1 CCPS shall have no priority with respect to payment of dividend or repayment of capital vis-a-vis equity shares and the same shall be paid/repaid as per Companies Act, 2013. The holders of Option 1 CCPS shall receive dividend on non-cumulative basis. The holders of Option 1 CCPS shall have the right to convert all or any portion of the Option 1 CCPS held by them at any time in ratio of 1:380 into Equity Shares, prior to expiry of 19 years from the allotment of shares.

Particulars of shareholders holding more than 5% shares of a class of shares

Particulars	As at March 31, 2024		As at March 31, 2023		As at March 31, 2022	
	Nos	% of total shares in class	Nos	% of total shares in class	Nos	% of total shares in class
Series A CCPS (Compulsorily Convertible Preference Shares) PI Opportunities Fund – 1	72,315	100%	72,315	100%	28,926	100%
Series B CCPS (Compulsorily Convertible Preference Shares) PI Opportunities Fund – 1	36,755	100%	36,755	100%	14,702	100%
Series C CCPS (Compulsorily Convertible Preference Shares) Valiant Mauritius Partners FDI Limited	10,738,987	61%	10,738,987	61%	4,295,595	61%
TPG Growth V SF Markets Pte Ltd.	4,279,925	24%	4,279,925	24%	1,711,970	24%
PI Opportunities Fund – 1	1,816,383	10%	1,816,383	10%	726,553	10%
Series C1 CCPS (Compulsorily Convertible Preference Shares) PI Opportunities Fund – 1	438,100	100%	438,100	100%	175,240	100%
Series C2 CCPS (Compulsorily Convertible Preference Shares) Ratan N Tata	77,900	100%	77,900	100%	31,160	100%
Series D1 CCPS (Compulsorily Convertible Preference Shares) Mahindra Engineering and Chemical Products Limited which has amalgamated with Mahindra & Mahindra Limited pursuant to an order dated April 29, 2022 passed by National Company Law Tribunal ("NCLT")	12,217,950	100%	12,217,950	100%	4,887,180	100%
Series D2 CCPS (Compulsorily Convertible Preference Shares) Valiant Mauritius Partners FDI Limited	3,847,105	79%	3,847,105	79%	1,538,842	79%
Pratithi Investment Trust	338,200	7%	338,200	7%	135,280	7%
Option 1 CCPS (Compulsorily Convertible Preference Shares) Brainbees Employee Welfare Trust	-	0%	-	0%	-	0%

Brainbees Solutions Limited (formerly known as Brainbees Solutions Private Limited)
Annexure VI - Notes to the restated consolidated financial information
(All amounts in Rupees million, unless otherwise stated)

11(b) Equity component of compulsorily convertible preference shares (continued)

Equity shares movement during 5 years preceding March 31, 2024

There were no Compulsorily Convertible Preference Shares issued as bonus or without consideration during last 5 years as on March 31, 2024. Also there were no Compulsorily Convertible Preference Shares which were bought back or extinguished during last 5 year as on March 31, 2024

12(a) Other Equity

Particulars	As at March 31, 2024	As at March 31, 2023	As at March 31, 2022
Securities premium	28,832.21	28,832.21	28,826.95
Shares options outstanding account	6,429.48	4,648.51	1,038.93
Capital redemption reserve	6.59	6.59	6.59
Retained earnings	(4,450.87)	184.83	4,519.23
Foreign Currency Translation Reserve	4.87	5.35	3.23
Total	30,822.28	33,677.49	34,394.93
Non controlling interests	6,207.17	7,434.35	7,601.04
Total	6,207.17	7,434.35	7,601.04

(i) Securities premium

Particulars	As at March 31, 2024	As at March 31, 2023	As at March 31, 2022
Opening balance	28,832.21	28,826.95	28,516.33
Premium on issue of Equity Shares	-	5.26	310.62
Closing balance	28,832.21	28,832.21	28,826.95

(ii) Shares options outstanding account

Particulars	As at March 31, 2024	As at March 31, 2023	As at March 31, 2022
Opening balance	4,648.51	1,038.93	956.59
Share based payment expense	1,780.97	3,614.37	921.65
Repurchase of equity interest (refer note 32)	-	-	(231.50)
Exercise of Options vested	-	(4.79)	(298.37)
Transferred to retained earnings	-	-	(309.44)
Closing balance	6,429.48	4,648.51	1,038.93

(iii) Capital Redemption Reserve

Particulars	As at March 31, 2024	As at March 31, 2023	As at March 31, 2022
Opening balance	6.59	6.59	6.59
Closing balance	6.59	6.59	6.59

(iv) Retained earnings

Particulars	As at March 31, 2024	As at March 31, 2023	As at March 31, 2022
Opening balance	184.83	4,519.23	4,113.19
Net Loss for the year	(2,742.77)	(4,410.81)	(719.29)
Repurchase of equity interest (refer note 32)	-	-	(726.97)
Transferred from share option outstanding account	-	-	309.44
Adjustments due to change in share of Holding Company (Refer Note 30(e))	(1,880.62)	77.39	1,575.78
On account of Conversion of Option 1 CCPS into Equity Shares	-	-	(22.80)
Others	(13.39)	(21.28)	(17.65)
Remeasurement of post employment benefit obligations	1.08	20.30	7.53
Closing balance	(4,450.87)	184.83	4,519.23

(v) Foreign Currency Translation Reserve

Particulars	As at March 31, 2024	As at March 31, 2023	As at March 31, 2022
Opening balance	5.35	3.23	(7.03)
Addition during the year	(9.13)	4.31	6.10
Others	8.65	(2.19)	4.16
Closing balance	4.87	5.35	3.23

Brainbees Solutions Limited (formerly known as Brainbees Solutions Private Limited)
Annexure VI - Notes to the restated consolidated financial information
(All amounts in Rupees million, unless otherwise stated)

12(a) Other Equity (continued)

Securities premium

Securities premium is used to record the premium received on issue of shares. It is utilised in accordance with the provisions of the Companies Act, 2013.

Capital redemption reserve

The Indian Companies Act, 2013 (the "Companies Act") requires that where a company purchases its own shares out of free reserves or securities premium account, a sum equal to the nominal value of the shares so purchased shall be transferred to a capital redemption reserve account and details of such transfer shall be disclosed in the Statement of Assets and Liabilities. The capital redemption reserve account may be applied by the company, in paying up unissued shares of the company to be issued to shareholders of the company as fully paid bonus shares.

Shares options outstanding account

The Share Options Outstanding account is used to recognise the grant date fair value of options issued to employees under the Brainbees Employee Stock Option Plan 2011, BB ESOP 2022, BB ESOP 2023 and Globalbees ESOP.

Foreign Currency Translation Reserve

The exchange differences arising on translation for consolidation are recognised in OCI. On disposal of a foreign operation, the component of OCI relating to that particular foreign operation is recognised in profit and loss.

Retained earnings

Retained earnings are the profits that the Group has earned till date.

12(b) Non-controlling interests

Particulars	As at March 31, 2024	As at March 31, 2023	As at March 31, 2022
Opening Balance	7,434.35	7,601.04	975.83
Addition on account of business combination (refer note 30)	(756.30)	282.90	6,695.61
Share of total Comprehensive income for the year	(470.88)	(449.59)	(70.40)
Closing balance	6,207.17	7,434.35	7,601.04

Set out below is summarised financial information for each subsidiary that has non-controlling interests that are material to the group. The amounts disclosed for each subsidiary are before inter-company eliminations.

Below is the summarised financial information of Globalbees Brands Private Limited.(Refer note 30(d))

Summarized Statement of Assets and Liabilities	As at March 31, 2024	As at March 31, 2023	As at March 31, 2022
Ownership interest held by non controlling interests	48.15%	48.15%	48.15%
Current assets	1,660.58	1,664.65	9,338.54
Current liabilities	770.70	815.47	2,363.51
Net current assets	889.88	849.18	6,975.03
Non-current assets	20,892.44	19,831.18	11,275.02
Non-current liabilities	8,494.01	6,889.51	4,593.45
Net non-current assets	12,398.43	12,941.67	6,681.57
Net assets	13,288.30	13,790.85	13,656.60
Accumulated NCI	5,723.82	6,008.88	6,618.70

Summarized statement of profit and loss	As at March 31, 2024	As at March 31, 2023	As at March 31, 2022
Revenue	70.97	646.84	188.42
Profit for the period	(592.92)	(61.50)	(300.83)
Other comprehensive income	0.89	3.51	(1.57)
Total comprehensive income	(592.03)	(57.99)	(302.40)
Profit allocated to NCI	(285.49)	(29.61)	(143.97)
Other comprehensive income allocated to NCI	0.43	1.69	(0.75)
Total comprehensive income allocated to NCI	(285.06)	(27.92)	(144.72)

Summarized cash flow	As at March 31, 2024	As at March 31, 2023	As at March 31, 2022
Cash flows from operating activities	(418.06)	(506.42)	(365.80)
Cash flows from investing activities	(792.68)	(478.00)	(12,548.08)
Cash flows from financing activities	1,234.45	(123.49)	14,059.12
Net Increase in cash & cash equivalents	23.71	(1,107.91)	1,145.24

Brainbees Solutions Limited (formerly known as Brainbees Solutions Private Limited)
Annexure VI - Notes to the restated consolidated financial information
(All amounts in Rupees million, unless otherwise stated)

13(a) Borrowings

Particulars	As at March 31, 2024	As at March 31, 2023	As at March 31, 2022
Non-Current Borrowings			
Secured			
Term Loans from Banks	907.79	502.44	391.05
13.50% Non-convertible debentures of Rs. 1,000,000 each	-	47.96	119.97
14.50% Non-convertible debentures of Rs 1,000,000 each	1,386.81	-	-
Total	2,294.60	550.40	511.02
Current Borrowings			
Secured			
Working capital facilities from banks	979.85	455.51	34.21
Working Capital Loans from financial institutions	749.63	225.00	-
Current maturities of long-term borrowings			
(a) Term Loans from Banks	336.98	205.05	131.36
(b) 13.50% Non- Convertible debentures of Rs. 1,000,000 each	-	72.73	72.73
(c) 11.00% Non- Convertible debentures	-	-	150.00
Unsecured			
Working Capital Loans from financial institutions	25.46	-	-
Borrowings by subsidiary company from its directors and their relatives	157.81	256.05	2.30
Credit facilities from others	82.89	-	-
Total	2,332.62	1,214.34	390.60

Notes:

Nature of Security

A. Secured Borrowings from Banks

1. Term Loans (including current maturities of long term loans) amounting to Rs. 143.03 million (March 31, 2023: Rs. 227.69 million, March 31, 2022: Rs. 369.02 million) from HDFC Bank Ltd are exclusively secured by way of equitable mortgage of the Factory Land and Building at Indore along with an exclusive first charge on Plant and Machinery & Including Current Assets Both Present and Future of the Swara Baby Products Private Limited, subsidiary of holding company. The Term Loans carries interest varies from 7.90% to 11.65% p.a.. Term Loan will be repaid in 5 years from the date of disbursement in equated monthly instalments starting from January 2019 and ending in April 2026.

2. Better and Brighter Homecare Private Limited, step down subsidiary of holding company, has obtained vehicle loan of Rs. 2.50 million from ICICI Bank Limited. The loan carries a fixed interest rate of 10.50% and is repayable in 36 equated monthly instalments starting from June 2021. The loan is secured against hypothecation of vehicle. The balance outstanding as on March 31, 2024: Rs 0.16 million (March 31, 2023: Rs 1.07 million, March 31, 2022: Rs 1.89 million).

3. Dynamic IT Solution Private Limited, step down subsidiary of holding company, had taken the loan for vehicle of Rs 1.5 million, outstanding loan amount as on March 31, 2024: Rs Nil (March 31, 2023: Rs 0.32 million, March 31, 2022: Rs 0.83 million). The said loan carried a floating interest rate on the basis of MCLR and spread. The same was repayable within 48 months of obtaining the loan.

4. Solis Hygiene Private Limited, subsidiary of holding company, has taken term loans from HDFC bank amounting to Rs. 454.96 million (March 31, 2023: Rs. 476.67 million, March 31, 2022: Rs. 150.62 million) which are secured by way of exclusive charge on Current Assets (Present & Future) of the company, Land and Building in name of company, Plant & Machinery (Present & future)of the company and Fixed Deposit which needs to be placed upfront as per 3 month of equal monthly instalment. The said borrowing is to be repaid in five years with 1 year moratorium. Interest rate is 12 Month MCLR + 30 bps.

5. Plantex E-Commerce Private Limited, step down subsidiary of holding company, has been provided a sanction limit of credit facility of Rs 1.92 million from Union Bank against the vehicle purchased during the year. The sanction amount is being of 78.69% of the purchase price of the vehicle. The credit facility carried a interest rate of 9.45% p.a. The outstanding amount of loan as on March 31, 2024: Rs Nil million (March 31, 2023: Rs 1.75 million, March 31, 2022: Nil).

6. HS Fitness Private Limited, step down subsidiary of holding company, has obtained business loan of Rs. 2.00 million from HDFC Bank Limited. The loan carries a fixed interest rate of 16.15% and is repayable in 48 equated monthly instalments starting from May 2018. The loan is secured against equitable mortgage of directors' property. The balance outstanding as on March 31, 2024 is Rs. Nil. (March 31,2023: Rs. Nil; March 31, 2022: Rs. 0.05 million)

7. Term Loans (including current maturities of long term loans) amounting to Rs. 645.77 million (March 31, 2023: Nil, March 31, 2022: Nil) from HDFC Bank Ltd are exclusively secured by way of equitable mortgage of the Factory Land and Building at Indore along with an exclusive first charge on Plant and Machinery & Including Current Assets Both Present and Future of the Swara Hygiene Products Private Limited, step subsidiary of holding company. The Term Loans carries interest varies from 8.00% to 11.45% p.a.. Term Loan will be repaid in 5 years from the date of disbursement in equated monthly instalments starting from July 2023 and ending in July 2028.

8. Solis Hygiene Private Limited, subsidiary of holding company, has taken vehicle loan from Mahindra & Mahindra Financial Services Limited amounting to Rs. 0.84 million (March 31, 2023: Nil, March 31, 2022: Nil) which are secured by way of exclusive charge on said vehicle Interest rate is 9.75% p.a..

B. Terms of non-convertible debentures

1. Globalbees Brands Private Limited ("Globalbees"), subsidiary of the holding company had an outstanding debenture of Rs. Nil (March 31, 2023: Rs. 120.69 million, March 31, 2022: Rs. 192.70 million). Globalbees had issued during year ended March 31, 2022, 200 Series A Unlisted, Secured, Redeemable, Non-convertible debenture of face value of Rs. 10 lakhs each on private placement basis for a period of 3 years from the date of allotment at a rate of interest of 13.50% per annum. The debentures are redeemable in 33 monthly instalments starting from March 2022.

The debentures are secured by pari passu charge on all book-debts, receivables, outstanding moneys, claims, demands, bills, contracts, engagement and securities, inventories or good-in-transit, movable plant and machinery, all intellectual property and intellectual property rights, company's books and records, any cash/non-cash proceeds and any asset acquired by the Company.

2. Candes Technologies Private Limited, step-down subsidiary of the holding company had an outstanding debenture of Rs. Nil (March 31, 2023: Nil, March 31, 2022: Rs. 150 million) from Jai Beverages Private Limited with carrying interest rate 11% p.a. payable quarterly. These debentures are redeemable within 12 months.

3. Globalbees Brands Private Limited ("Globalbees"), subsidiary of the holding company has issued 14.50% Secured, redeemable, unlisted and unrated Non convertible debentures amounting to Rs. 500 Million to Avendus Finance Private Limited and 900 Million to Avendus Structured Credit Fund for a period 3 years. There is 18 months of principal moratorium with principal repayment in 6 equal quarterly installments payable from date of first subscription under the issuance. The outstanding balance of debenture is of Rs 1386.81 Million as on March 31, 2024 (March 31, 2023: Nil, March 31, 2022: Nil).

Brainbees Solutions Limited (formerly known as Brainbees Solutions Private Limited)
Annexure VI - Notes to the restated consolidated financial information
(All amounts in Rupees million, unless otherwise stated)

13(a) Borrowings (continued)

Nature of Security (continued)

C. Cash Credit Facility

1. HS Fitness Private Limited "HS Fitness", step down subsidiary of holding company, had obtained an Cash Credit facility of Rs. 100 million from Axis Bank Limited. The said facility carried an interest of 9.95% (MCLR + 1.20%) per annum with monthly rest. The said facility was secured primary against hypothecation charge of inventory cum book debts and all current assets and CGTMSE coverage. Outstanding amount as on March 31, 2024: Rs 37.54 million (March 31, 2023: Rs.74.49 million, March 31, 2022: Nil).

HS Fitness Private Limited "HS Fitness", step down subsidiary of holding company, had an outstanding overdraft facility of Rs. 34.21 million as of March 31, 2022 for working capital from ICICI Bank Limited. The said facility carried an interest of 7.3% (Repo Rate + 3.30%) per annum with monthly rest and rate component will be reset after every 3 months and was repayable on demand. Also, the said facility was secured primary against property offered as collateral security and also secured against personal guarantee of Mr. Sumeet Ubhrani (Director), Mrs. Sonal Menghani (Director), Manish Ubhrani and Narayan Das. There is no amount outstanding as on March 31, 2024 and March 31, 2023.

2. Dynamic IT Solution Private Limited, step down subsidiary of holding company has been provided a sanction limit of credit facility of Rs 50 million during the FY 2022-23 from Axis Bank. It had an outstanding loan of Rs. 48.83 million (March 31, 2023: Rs. 47.57 million, March 31, 2022: Nil) from Axis Bank Limited. The said loan carried an interest of 9.20% and was repayable on demand. The said loan is secured by pari-passu on the entire current assets of the borrowing company and collateral security of cash margin of 15% by way of fixed deposits with lien. Also corporate guarantee has been given by its holding company.

3. Candes Technologies Private Limited, step down subsidiary of holding company, has been sanctioned a credit facility of Rs 150 million on working capital from Axis Bank as on March 31, 2023. The outstanding balance of credit facility as on March 31, 2024: Rs 142.68 million (March 31, 2023: Rs 141.83 million, March 31, 2022: Nil).

4. Kitchenopedia Appliances Private Limited, step down subsidiary of holding company, has been sanctioned a overdraft facility of Rs 15 million against the FD during the year. The outstanding amount of overdraft facility is Rs 0.12 million as on March 31, 2024: Rs Nil (March 31, 2023: Rs. 10.64 million, March 31, 2022: Nil).

5. Swara Baby Products Private Limited, step down subsidiary of holding company, has taken Cash Credit Facility from HDFC bank amounting to Rs. 11.40 million (March 31, 2023: Rs. 83.52 million, March 31, 2022: Rs. Nil) which are secured by way of exclusive charge on Current Assets (Present & Future) of the company, Land and Building in name of company, Plant & Machinery (Present & future)of the company. Interest rate is as mutually decided time to time.

6. Solis Hygiene Private Limited, step down subsidiary of holding company, has taken Cash Credit Facility from HDFC bank amounting to Rs. 119.51 million (March 31, 2023: Rs. 97.47 million, March 31, 2022: Nil) which are secured by way of exclusive charge on Current Assets (Present & Future) of the company, Land and Building in name of company, Plant & Machinery (Present & future)of the company. Interest rate is 8.80 p.a. linked to 3 Month T-bill.

7. As on March 31, 2024 Frootle India Private Limited, step down subsidiary of holding company, has a credit facility of Rs 150 million from ICICI bank, outstanding balance as on March 31, 2024 is Rs 134.92 million (March 31, 2023 - Nil, March 31, 2022: Nil). The rate of interest stipulated by ICICI Bank shall be sum of I- MCLR-6M and "Spread" per annum, subject to a minimum of I- MCLR-6M, plus applicable statutory levy, if any, on the principal. As on date of availment of credit facility the I-MCLR-6M is 8.70% and spread is 1.25% p.a. i.e. 9.5% p.a.

8. Swara Hygiene Private Limited, step down subsidiary of holding company, has taken Cash Credit Facility from HDFC bank amounting to Rs. 233.67 million (March 31, 2023: Nil, March 31, 2022: Nil) which are secured by way of exclusive charge on Current Assets (Present & Future) of the company, Land and Building in name of company, Plant & Machinery (Present & future)of the company. Interest rate is as mutually decided time to time.

9. DF Pharmacy Limited, step down subsidiary of holding company, has obtained an Overdraft facility of Rs. 55 million from IndusInd Bank Limited for working capital requirement for the tenor of 12 months from the sanction date. The said facility carries an interest of 0.5% over the Fixed Deposit with monthly rest. The said facility was secured primarily against Fixed Deposit of the DF Pharmacy Limited with the bank. The outstanding balance of credit facility as on March 31, 2024 is Rs 53.35 Million (March 31, 2023: Nil, March 31, 2022: Nil)

10. Prayosha Expo Private Limited, step down subsidiary of holding company, has obtained an Overdraft facility of Rs. 50 million from IDFC Bank Limited for working capital requirement The outstanding balance of credit facility as on March 31, 2024 is Rs 0.47million (March 31, 2023 - Nil)

11. Merhaki Foods and Nutrition Private Limited, step down subsidiary of holding company, has obtained an Overdraft facility of Rs. 200.00 million from Axis Bank Limited for working capital requirement The said facility is secured against its Fixed Deposit with the bank. The outstanding balance of credit facility as on March 31, 2024 is Rs 197.49 million (March 31, 2023 - Nil)

Details of quarterly returns for Borrowings secured against current assets

Name of bank	Quarter	Particulars of Securities Provided	Amount as per books of account	Amount as reported in the quarterly return/ statement	Amount of difference	Reason for Difference
HDFC Bank Limited	Mar-24	Finished Goods	239.95	230.84	9.10	Material in transit
HDFC Bank Limited	Mar-24	Raw material	963.02	963.60	(0.58)	Goods in transit
HDFC Bank Limited	Mar-24	Trade receivables	590.19	619.85	(29.67)	Sales in transit
ICICI Bank Limited	Mar-24	Stock-in-trade	778.86	777.16	1.70	Goods in transit
ICICI Bank Limited	Mar-24	Trade Receivable	184.17	189.66	(5.49)	Same customer having credit balances have not been knocked off.
Axis Bank Limited	Mar-24	Stock-in-trade	208.44	222.59	(14.14)	Provision for NRV and Slow moving stock
Axis Bank Limited	Mar-24	Trade Receivable	189.19	211.72	(22.53)	Same customer having credit balances have not been knocked off.

13(a) Borrowings (continued)

Details of quarterly returns for Borrowings secured against current assets

Name of bank	Quarter	Particulars of Securities Provided	Amount as per books of account	Amount as reported in the quarterly return/ statement	Amount of difference	Reason for Difference
HDFC Bank Limited	Dec-23	Finished Goods	258.34	260.55	(2.21)	Material in transit
HDFC Bank Limited	Dec-23	Raw material	928.57	849.14	79.43	Goods in transit
HDFC Bank Limited	Dec-23	Trade receivables	678.81	685.12	(6.31)	Sales in transit
Axis Bank Limited	Dec-23	Stock-in-trade	365.09	390.22	(25.13)	Provision for NRV and Slow moving stock
Axis Bank Limited	Dec-23	Trade Receivable	171.85	201.00	(29.15)	Same customer having credit balances have not been knocked off.

Name of bank	Quarter	Particulars of Securities Provided	Amount as per books of account	Amount as reported in the quarterly return/ statement	Amount of difference	Reason for Difference
HDFC Bank Limited	Sep-23	Finished Goods	199.82	199.82	-	NA
HDFC Bank Limited	Sep-23	Raw material	846.06	846.06	-	NA
HDFC Bank Limited	Sep-23	Trade receivables	663.98	663.98	-	NA
Axis Bank Limited	Sep-23	Stock-in-trade	405.43	426.44	(21.01)	Provision for NRV and Slow moving stock
Axis Bank Limited	Sep-23	Trade Receivable	256.04	244.88	11.16	Sales in transit

Name of bank	Quarter	Particulars of Securities Provided	Amount as per books of account	Amount as reported in the quarterly return/ statement	Amount of difference	Reason for Difference
HDFC Bank Limited	Jun-23	Finished Goods	256.14	247.03	9.11	Material in transit
HDFC Bank Limited	Jun-23	Raw material	837.14	766.62	70.52	Goods in transit
HDFC Bank Limited	Jun-23	Trade receivables	421.23	427.22	(5.99)	Sales in transit
Axis Bank Limited	Jun-23	Finished Goods	433.43	538.57	(105.14)	Provision for NRV and Slow moving stock
Axis Bank Limited	Jun-23	Trade Receivable	270.34	264.91	5.43	Sales in transit

Name of bank	Quarter	Particulars of Securities Provided	Amount as per books of account	Amount as reported in the quarterly return/ statement	Amount of difference	Reason for Difference
HDFC Bank Limited	Mar-23	Finished Goods	254.13	239.01	15.12	Material in transit
HDFC Bank Limited	Mar-23	Raw material	855.92	735.74	120.18	Goods in transit
HDFC Bank Limited	Mar-23	Trade receivables	404.46	421.99	(17.53)	Sales in transit
Axis Bank Limited	Mar-23	Stock-in-trade	425.81	460.44	(34.63)	Provision for NRV and Slow moving stock
Axis Bank Limited	Mar-23	Trade receivable	236.84	330.97	(94.13)	(i) Payment collection and TCS entry recorded post statement submission to bank. (ii) Same customer having credit balances have not been knocked off. (iii) Provision taken as per ECL policy.

Name of bank	Quarter	Particulars of Securities Provided	Amount as per books of account	Amount as reported in the quarterly return/ statement	Amount of difference	Reason for Difference
HDFC Bank Limited	Dec-22	Finished Goods	29.40	29.40	-	Not Applicable
HDFC Bank Limited	Dec-22	Raw material	289.60	240.80	48.80	Material in transit
HDFC Bank Limited	Dec-22	Trade receivables	15.96	15.64	0.32	Reclassification done post submission of statement
Axis Bank Limited	Dec-22	Stock-in-trade	485.27	458.58	26.69	Goods in transit
Axis Bank Limited	Dec-22	Trade receivable	226.25	275.70	(49.45)	Same customer having credit balances have not been knocked off.

13(a) Borrowings (continued)

Details of quarterly returns for Borrowings secured against current assets

Name of bank	Quarter	Particulars of Securities Provided	Amount as per books of account	Amount as reported in the quarterly return/ statement	Amount of difference	Reason for Difference
HDFC Bank Limited	Sep-22	Finished Goods	11.98	11.98	-	Not Applicable
HDFC Bank Limited	Sep-22	Raw material	232.10	232.10	-	Not Applicable
HDFC Bank Limited	Sep-22	Trade receivables	28.32	28.32	-	Not Applicable
Axis Bank Limited	Sep-22	Stock-in-trade	417.41	420.91	(3.50)	Provision for NRW and Slow moving stock
Axis Bank Limited	Sep-22	Trade receivable	375.29	327.16	48.13	Same customer having credit balances have not been knocked off.

Name of bank	Quarter	Particulars of Securities Provided	Amount as per books of account	Amount as reported in the quarterly return/ statement	Amount of difference	Reason for Difference
HDFC Bank Limited	Jun-22	Finished Goods	-	-	-	Not Applicable
HDFC Bank Limited	Jun-22	Raw material	92.10	92.10	-	Not Applicable
HDFC Bank Limited	Jun-22	Trade receivables	-	-	-	Not Applicable
Axis Bank Limited	Jun-22	NA	-	-	-	Not Applicable

Name of bank	Quarter	Particulars of Securities Provided	Amount as per books of account	Amount as reported in the quarterly return/ statement	Amount of difference	Reason for Difference
HDFC Bank	Mar-22	Finished Goods	108.49	102.50	5.99	Material in transit
HDFC Bank	Mar-22	Raw material	510.72	474.75	35.97	Goods in transit
HDFC Bank	Mar-22	Trade receivables	261.77	267.79	(6.02)	Sales in transit

Name of bank	Quarter	Particulars of Securities Provided	Amount as per books of account	Amount as reported in the quarterly return/ statement	Amount of difference	Reason for material discrepancies
HDFC Bank Ltd	Dec-21	Finished Goods	74.11	71.53	2.58	Goods in transit
HDFC Bank Ltd	Dec-21	Raw material	581.32	581.32	-	Not Applicable
HDFC Bank Ltd	Dec-21	Trade receivables	267.63	269.33	(1.70)	Sales in transit

Name of bank	Quarter	Particulars of Securities Provided	Amount as per books of account	Amount as reported in the quarterly return/ statement	Amount of difference	Reason for material discrepancies
HDFC Bank Ltd	Sep-21	Finished Goods	70.48	70.48	-	Not Applicable
HDFC Bank Ltd	Sep-21	Raw material	571.76	571.76	-	Not Applicable

Name of bank	Quarter	Particulars of Securities Provided	Amount as per books of account	Amount as reported in the quarterly return/ statement	Amount of difference	Reason for material discrepancies
HDFC Bank Ltd	Jun-21	Finished Goods	37.40	37.40	-	Not Applicable
HDFC Bank Ltd	Jun-21	Raw material	407.15	407.15	-	Not Applicable

D. Borrowings by subsidiary company from its directors and their relatives

This amount represents unsecured loan from directors of respective companies and their relatives amount as on March 31, 2024: Rs. 157.81 million (March 31, 2023: 256.05 million, March 31, 2022: 2.30 million). Majority of these are interest free loans and the loans are repayable on demand.

E. Secured Borrowings form financial institutions

- The Subsidiary Companies of Globalbees Brands Private Limited have taken a working capital demand loan from Capsave Finance Private Limited, amount outstanding as on March 31, 2024: Rs. 579.70 million (March 31, 2023: Rs. 225 million, March 31, 2022: Nil) at the rate of 13.50%. Capsave Finance Limited has sanctioned the loan amount of Rs. 595 million as on March 31, 2024
- Plantex E-Commerce Private Limited, step down subsidiary of holding company, has taken a working capital facility from Strideone during the year ended March 31, 2024, outstanding balance as on March 31, 2024 is Rs 49.95 Million (March 31, 2023: Nil, March 31, 2022: Nil).
- Merhaki Foods and Nutrition Private Limited, step down subsidiary of holding company, has taken a working capital facility from Strideone during the year ended March 31, 2024, outstanding balance as on March 31, 2024 is Rs 100.00 Million (March 31, 2023: Nil, March 31, 2022: Nil).
- Kitchenopedia Appliances Private Limited, step down subsidiary of holding company, has taken a revenue based facility from GetGrowth Capital Private Limited and Incred Financial Services Limited for an amount of Rs. 5.00 million and Rs. 15.00 million respectively for short term working capital purposes and direct revenue related expenses. The outstanding balances as on March 31, 2024 is Rs 19.98 Million (March 31, 2023: Rs Nil, March 31, 2022: Nil).

F. Unsecured Borrowings form financial institutions

Candes Technologies Private Limited, step down subsidiary of holding company, has availed short term credit facility for an amount not exceeding Rs 30 Million from Impressions Portfolio Private Limited during the year ended March 31, 2024. The outstanding balance of such credit facility as on March 31, 2024 is Rs 25.64 Million (March 31, 2023: Nil, March 31, 2022: Nil) and carries interest rate of 12% per annum payable on monthly basis. The said credit facility is repayable on demand.

G. Credit facilities from others

- Butternut Ventures Private Limited, step down subsidiary of holding company, has converted trade payables to Pepper Health Private Limited into unsecured short term loan of Rs. 8.20 million at the rate of 12.50% per annum during the current financial year 2023-24 for the period of 12 months. The outstanding balance as on March 31, 2024 is Rs. 8.20 million.
- Candes Technologies Private Limited, step down subsidiary of holding company, has taken short term loan for 1 year from Vedanta at 12.5% during the current financial year 2023-24. The outstanding balance of the loan as on March 31, 2024 is Rs 57.69 Million (March 31, 2023: Nil, March 31, 2022: Nil).
- Encasa Homes Private Limited, step down subsidiary of holding company, has converted its trade payables of Suraaj Linens Private Limited amounting to Rs. 17.00 million into short term unsecured loan for a period of 1 year at the rate of interest of 14% p.a. The outstanding balance as on March 31, 2024 is Rs. 17.00 million. (March 31, 2023: Rs Nil, March 31, 2022: Nil).

Brainbees Solutions Limited (formerly known as Brainbees Solutions Private Limited)
Annexure VI - Notes to the restated consolidated financial information
(All amounts in Rupees million, unless otherwise stated)

13(b) Other non-current financial liabilities

Particulars	As at March 31, 2024	As at March 31, 2023	As at March 31, 2022
Consideration payable to selling shareholders due to business combination (Refer Note 30)	7,078.48	6,819.48	4,455.91
Deferred Consideration (Refer Note 30)	-	-	383.93
Security deposits	7.04	-	4.38
Total	7,085.52	6,819.48	4,844.22

13(c) Other current financial liabilities

Particulars	As at March 31, 2024	As at March 31, 2023	As at March 31, 2022
Accrued employee liabilities	248.36	140.36	120.53
Interest accrued on borrowings	41.34	7.66	5.41
Security deposits received	4.61	4.27	8.45
Payables for property, plant and equipment	300.01	328.99	224.56
Deferred Consideration (Refer Note 32)	656.26	662.86	1,746.94
Other payable	17.65	15.72	11.87
Total	1,268.23	1,159.86	2,117.76

14(a) Non-current provisions

Particulars	As at March 31, 2024	As at March 31, 2023	As at March 31, 2022
Provision for employee benefits			
Provision for compensated absences (Refer Note 29)	62.10	48.92	37.70
Provision for gratuity (Refer Note 29)	187.34	138.59	97.11
Total	249.44	187.51	134.81

14(b) Current provisions

Particulars	As at March 31, 2024	As at March 31, 2023	As at March 31, 2022
Provision for employee benefits			
Provision for compensated absences (Refer Note 29)	25.45	19.04	13.78
Provision for gratuity (refer note 29)	31.13	30.92	18.41
Total	56.58	49.96	32.19

15 Trade payables

Particulars	As at March 31, 2024	As at March 31, 2023	As at March 31, 2022
Total outstanding dues of micro and small enterprises (Refer Note 28) (MSME)	874.86	339.38	112.04
Total outstanding dues of creditors other than micro and small enterprises	8,204.60	7,039.33	5,177.10
Total	9,079.46	7,378.71	5,289.14

Trade payable ageing schedule as at 31 March 2024

Particulars	Unbilled dues	Not due	Less than 1 year	1-2 yrs.	2-3 yrs.	More than 3 years	Total
MSME	233.56	54.52	527.56	55.52	2.54	1.16	874.86
Others	4,563.66	1,270.12	2,238.51	88.05	28.64	15.62	8,204.60
Disputed dues- MSME	-	-	-	-	-	-	-
Disputed dues- Others	-	-	-	-	-	-	-

Trade payable ageing schedule as at 31 March 2023

Particulars	Unbilled dues	Not due	Less than 1 year	1-2 yrs.	2-3 yrs.	More than 3 years	Total
MSME	-	24.50	313.66	0.36	0.86	-	339.38
Others	2,009.19	2,072.64	2,873.41	62.96	12.68	8.45	7,039.33
Disputed dues- MSME	-	-	-	-	-	-	-
Disputed dues- Others	-	-	-	-	-	-	-

Trade payable ageing schedule as at 31 March 2022

Particulars	Unbilled dues	Not due	Less than 1 year	1-2 yrs.	2-3 yrs.	More than 3 years	Total
MSME	-	41.75	69.34	0.85	0.06	0.04	112.04
Others	1,556.72	1,741.47	1,830.72	33.10	4.59	10.50	5,177.10
Disputed dues- MSME	-	-	-	-	-	-	-
Disputed dues- Others	-	-	-	-	-	-	-

16(a) Other Non-current liabilities

Particulars	As at March 31, 2024	As at March 31, 2023	As at March 31, 2022
Deferred government incentives*	541.15	172.06	119.43
Total	541.15	172.06	119.43

* The Group receives two kinds of subsidy, one from the Madhya Pradesh government under Madhya Pradesh Industrial Promotion Policy 2014 and second from Central Government under Technology Upgradation Fund Scheme (TUFS). The grants are related to income and is recognised in other income.

Brainbees Solutions Limited (formerly known as Brainbees Solutions Private Limited)
Annexure VI - Notes to the restated consolidated financial information
(All amounts in Rupees million, unless otherwise stated)

16(b) Other current liabilities

Particulars	As at March 31, 2024	As at March 31, 2023	As at March 31, 2022
Statutory dues	223.08	90.43	125.07
Advance from customers*	1,249.69	1,167.30	460.68
Unearned revenue	13.18	0.34	-
Deferred government incentives	80.06	45.00	25.17
Other payable	216.51	93.86	48.39
Total	1,782.52	1,396.93	659.31

*Advance from customers includes advances from group companies amounting to Rs. Nil (March 31, 2023: Rs. Nil ; March 31, 2022: Rs. 13.14 million). Refer note 34 for details.

17 Revenue from operations

Particulars	For the year ended March 31, 2024	For the year ended March 31, 2023	For the year ended March 31, 2022
Revenue from contracts with customer			
Sale of products			
- Sale of traded goods	58,759.07	51,920.32	21,420.66
- Sale of finished goods	4,496.04	3,274.08	1,814.36
Total (A)	63,255.11	55,194.40	23,235.02
Other operating revenue			
Internet display charges	925.79	753.10	635.14
Other Operating Revenue	627.66	377.89	142.72
Total (B)	1,553.45	1,130.99	777.86
Revenue from operations (A+B)	64,808.56	56,325.39	24,012.88

Reconciliation of the revenue from contract with customer:

Particulars	For the year ended March 31, 2024	For the year ended March 31, 2023	For the year ended March 31, 2022
Contract Price	66,203.82	57,295.61	25,599.26
Loyalty Points	9.71	16.34	(6.62)
Discounts, Rebates, etc.	(1,404.97)	(986.56)	(1,579.76)
Revenue from operations for the year ended	64,808.56	56,325.39	24,012.88

Refer accounting policy 3(h) for satisfaction of performance obligation and when the revenue is recognised. The Group does not have any remaining performance obligation as contracts entered for sale of goods are for a shorter duration. There are no contracts for sale of services wherein, performance obligation is unsatisfied to which transaction price has been allocated.

Contract balances

The following table provides information about receivables, contract assets and contract liabilities from customers

Particulars	For the year ended March 31, 2024	For the year ended March 31, 2023	For the year ended March 31, 2022
Contract assets			
Trade Receivables	2,184.07	2,251.30	2,179.82
Contract liabilities			
Advance from customers	1,249.69	1,167.30	460.68

Movement in contract liabilities during the year:

Particulars	For the year ended March 31, 2024	For the year ended March 31, 2023	For the year ended March 31, 2022
Balance as at beginning of the year	1,167.30	460.68	223.73
Revenue recognised that was included in the contract liability balance at the beginning of the year	(1,167.30)	(460.68)	(223.73)
Advance received during the year	1,249.69	1,167.30	460.68
Balance as at end of the year	1,249.69	1,167.30	460.68

Refer note 31 for disaggregation of revenue from contracts with customers.

18 Other income

Particulars	For the year ended March 31, 2024	For the year ended March 31, 2023	For the year ended March 31, 2022
Interest income :			
On fixed deposits with banks measured at amortised cost	412.22	560.58	963.12
On others	106.84	78.11	21.87
Lease rentals	0.30	13.16	25.13
Miscellaneous income	422.89	335.52	146.16
Total	942.25	987.37	1,156.28

Brainbees Solutions Limited (formerly known as Brainbees Solutions Private Limited)
Annexure VI - Notes to the restated consolidated financial information
(All amounts in Rupees million, unless otherwise stated)

19(a) Cost of materials consumed

Particulars	For the year ended March 31, 2024	For the year ended March 31, 2023	For the year ended March 31, 2022
Inventory at the beginning of the period	945.39	517.17	391.54
Inventories acquired in the Business Combination (Refer Note 30)	-	9.95	-
Add: Purchases	6,160.04	5,213.46	2,354.00
Less: Inventory at the end of the period	(1,530.78)	(945.39)	(517.17)
Total	5,574.65	4,795.19	2,228.37

19(b) Purchases of stock-in-trade

Particulars	For the year ended March 31, 2024	For the year ended March 31, 2023	For the year ended March 31, 2022
Purchases of stock-in-trade	38,898.87	31,171.84	17,544.55
Total	38,898.87	31,171.84	17,544.55

20 Changes in inventories of stock-in-trade, finished goods and work in progress

Particulars	For the year ended March 31, 2024	For the year ended March 31, 2023	For the year ended March 31, 2022
Inventories at the beginning of the period			
-Finished goods	254.77	110.29	36.84
-Work-in-progress	5.69	4.23	3.45
-Stock-in-trade	11,607.07	9,144.76	4,778.60
Inventories acquired in the business combination			
-Finished goods	-	-	-
-Work-in-progress	-	-	-
-Stock-in-trade	-	5,994.40	388.86
Less: Inventories at the end of the year			
-Finished goods	272.55	254.77	110.29
-Work-in-progress	7.34	5.69	4.23
-Stock-in-trade	14,429.20	11,607.07	9,144.76
Total	(2,841.56)	3,386.15	(4,051.53)

21(a) Employee benefits expense

Particulars	For the year ended March 31, 2024	For the year ended March 31, 2023	For the year ended March 31, 2022
Salaries, wages, bonus and other allowances	4,568.20	3,617.41	2,216.22
Salaries, wages, bonus and other allowances accounted as per Para B55 of Ind-AS 103*	259.00	263.04	130.06
Contributions to provident and other funds	173.82	127.08	63.53
Staff welfare expenses	83.19	76.40	57.36
Total	5,084.21	4,083.93	2,467.17

*This includes employment cost of Rs. 259.00 million (March 31, 2023: Rs. 263.04 million, March 31, 2022: Rs. 130.06 million) accounted for as per Paragraph B55 of Ind-AS 103 "Business Combinations" upon acquisition of 4 step-down subsidiaries .

21(b) Employee share based payment expense

Particulars	For the year ended March 31, 2024	For the year ended March 31, 2023	For the year ended March 31, 2022
Employee share based payment expense (Refer Note 32)	1,780.58	3,614.37	921.31
Total	1,780.58	3,614.37	921.31

22 Finance costs

Particulars	For the year ended March 31, 2024	For the year ended March 31, 2023	For the year ended March 31, 2022
Interest on borrowings measured at amortised cost	212.14	102.22	33.89
Interest expense on lease liabilities (refer note 1(c))	878.78	560.06	245.62
Interest on contractual obligations*	-	0.01	91.42
Other borrowing costs	62.71	53.44	5.90
Total	1,153.63	715.73	376.83

*Interest on consideration payable to selling shareholders due to business combination (refer note 30).

23 Depreciation and amortisation expense

Particulars	For the year ended March 31, 2024	For the year ended March 31, 2023	For the year ended March 31, 2022
Depreciation on property, plant and equipment	1,169.48	854.34	420.16
Amortisation of right of use assets	1,452.22	1,015.27	579.00
Amortisation of other intangible assets	1,087.03	1,073.22	109.72
Total	3,708.73	2,942.83	1,108.88

Brainbees Solutions Limited (formerly known as Brainbees Solutions Private Limited)
Annexure VI - Notes to the restated consolidated financial information
(All amounts in Rupees million, unless otherwise stated)

24 Other expenses

Particulars	For the year ended March 31, 2024	For the year ended March 31, 2023	For the year ended March 31, 2022
Subcontractor expenses	865.81	680.23	507.69
Consumption of Stores & Spares	30.30	26.81	11.03
Packing expenses	128.64	131.04	99.72
Courier expenses	5,457.49	4,292.70	610.42
Power and fuel	412.12	249.48	121.29
Rent	800.51	562.24	88.95
Repairs and maintenance	139.33	97.04	42.36
Insurance	66.64	44.84	26.25
Rates and taxes	85.97	57.86	16.89
Travelling and conveyance	259.52	213.10	106.39
Legal and professional expenses	337.61	271.50	181.74
Deal related cost	-	45.13	92.63
Advertising and sales promotion expenses	4,821.82	4,164.77	2,686.11
Telephone and internet charges	346.02	309.95	235.32
Printing and stationary	22.86	19.83	5.02
Payments to auditor (Refer Note (i) below)	31.43	32.43	8.45
Corporate Social Responsibility (CSR) Expenditure (Refer Note (ii) below)	12.68	8.51	1.98
Payments gateway expenses	292.97	220.39	70.08
Miscellaneous expenses	1,495.18	1,018.78	172.70
Total	15,606.90	12,446.63	5,085.02

(i) Payments to auditors

Particulars	For the year ended March 31, 2024	For the year ended March 31, 2023	For the year ended March 31, 2022
As auditor			
Statutory audit	22.80	19.18	7.74
Tax audit	0.90	1.70	0.15
Other Audit Services	39.18	10.88	0.56
Reimbursement of expenses	0.24	0.67	-
Less - Amount transferred to other receivables - other current financial assets	(31.69)	-	-
Total	31.43	32.43	8.45

(ii) Corporate Social Responsibility (CSR) Expenditure

The details of Corporate Social Responsibility as prescribed under section 135 of the Companies Act, 2013 is as follows:

Particulars	For the year ended March 31, 2024	For the year ended March 31, 2023	For the year ended March 31, 2022
(A) Gross amount required to be spent by the Company during the year	12.27	10.36	1.70
(B) Amount spent during the year on:			
(i) Construction/ acquisition of any asset	Nil	Nil	Nil
(ii) For purposes other than (i) above	12.67	10.41	1.98
a) Paid in cash	12.67	9.72	1.98
b) Yet to be paid in cash	-	0.69	-
(C) Related party transactions in relation to Corporate Social Responsibility	-	-	-
(D) Provision movement during the year	-	-	-
(E) Amount earmarked for ongoing project (in separate Unspent CSR A/C)			
Opening balance	0.69	-	-
Amount transferred during the period	0.37	0.69	-
Amount paid towards the ongoing project	(0.69)	-	-
Closing balance	0.37	0.69	-
(F) Shortfall at the end of the year	0.37	0.69	-
(G) Reason for shortfall	Refer Note 1 below	Refer Note 1 below	NA
(H) Nature of Corporate Social Responsibility	Education, eradicating hunger, poverty and malnutrition, promoting health care including preventive health care and sanitation and social welfare		

Note 1: The Group has transferred the shortfall amounting to Rs. 0.37 million (March 31, 2023: Rs. 0.69 million) to the separate unspent CSR Account during the year ended March 31, 2024 and March 31, 2023 respectively. The Group has an ongoing project and has earmarked the unspent CSR amount towards the said project. The Group has utilised Rs. 0.69 million from the said account towards ongoing project during the year ended March 31, 2024 for shortfall of previous year.

24 (a) Exceptional items (net)

Particulars	For the year ended March 31, 2024	For the year ended March 31, 2023	For the year ended March 31, 2022
Fair valuation of consideration payable to selling shareholders due to business combination	-	543.68	-
Total exceptional items (net)	-	543.68	-

Consideration payable to selling shareholders due to business combination

The Group has recognised for consideration payable to selling shareholders on business combination in accordance with Ind AS 109 Financial Instruments. Basis the projections of the turnover and EBITDA of the brands, the consideration payable to selling shareholders due to business combination is subject to revision on a yearly basis. Based on evaluation of relevant factors including actual performance in financial year 2022-23, updated projections relating to future performance, as at March 31, 2023, the Group has recognised liability for consideration to selling shareholders for business combination of Rs. 7,476.41 Millions

25 Tax Expense

A Amounts recognised are as follows:

Particulars	For the year ended March 31, 2024	For the year ended March 31, 2023	For the year ended March 31, 2022
Amount recognised during the year			
Current tax	438.05	172.05	121.42
Deferred tax (income)/expense	(438.18)	(611.72)	153.99
Total	(0.13)	(439.67)	275.41

B Reconciliation of effective tax rate

Particulars	For the year ended March 31, 2024	For the year ended March 31, 2023	For the year ended March 31, 2022
Loss before tax	(3,215.20)	(5,300.23)	(511.44)
Expected income tax expense at rates applicable to respective entities	(688.44)	(1,158.81)	(128.53)
<i>Tax effect of adjustments to reconcile expected income tax expense to reported income tax expense:</i>			
Income not liable to tax	(5.29)	(10.89)	192.38
Tax pertaining to prior years	4.87	237.30	-
Expenses not allowable in tax	99.45	76.52	65.69
DTA / (DTL) not recognised on temporary differences	(81.42)	(53.55)	-
DTA not recognised on interest on contractual obligations	-	(136.83)	23.09
Deferred Tax Asset Recognised on previous year losses and unabsorbed depreciation	(1.13)	(25.86)	-
Current year losses for which no deferred tax asset was recognised	691.04	618.24	80.80
Others (net)	(19.21)	14.21	41.98
Total	(0.13)	(439.67)	275.41

26 Earnings per share

Basic earnings per share

Basic EPS amounts are calculated by dividing the profit/(loss) for the year attributable to equity holders of the Holding Company by the weighted average number of equity shares outstanding during the year.

Diluted earnings per share

Diluted EPS amounts are calculated by dividing the profit/(loss) attributable to equity holders of the Holding Company by the weighted average number of equity shares outstanding during the year plus the weighted average number of equity shares that would be issued on conversion of all the dilutive potential equity shares into equity shares.

The following reflects the profit/(loss) and equity share data used in the basic and diluted EPS computations:

Particulars	For the year ended March 31, 2024	For the year ended March 31, 2023	For the year ended March 31, 2022
Loss attributable to equity shareholders (A)	(2,742.77)	(4,410.81)	(719.29)
Weighted average number of equity shares for calculation of Basic EPS (B)	177,017,252	177,012,610	165,780,495
Weighted average number of equity shares outstanding during the year for calculation of Basic EPS (C)	442,543,130	442,531,526	414,451,237
Basic EPS (A/C)	(6.20)	(9.97)	(1.74)
Weighted average number of equity shares outstanding	177,017,252	177,012,610	165,780,495
Weighted average number of potential equity shares*	13,191,751	11,690,899	4,821,265
Weighted average number of potential equity shares outstanding during the year (D)	32,979,377	29,227,247	12,053,163
Weighted average number of equity shares for calculation of Diluted EPS (E = C+D)	475,522,507	471,758,773	426,504,400
Diluted EPS (A/E)	(6.20)	(9.97)	(1.74)

* Potential equity shares have not been considered in the calculation of diluted loss per share for the year ended March 31, 2024, March 31, 2023 and March 31, 2022, since these would decrease the loss per share, hence considered "anti-dilutive".

Note - For the calculation of Basic Earning Per Share and Diluted Earning per Share, the weighted average number of equity shares outstanding during the year and weighted average number of potential equity shares outstanding during the year have been considered after sub-division of shares of face value of Rs. 5 each to Face value of Rs. 2 each

Brainbees Solutions Limited (formerly known as Brainbees Solutions Private Limited)
Annexure VI - Notes to the restated consolidated financial information
(All amounts in Rupees million, unless otherwise stated)

27 Contingent liabilities and commitments

A Contingent liabilities

Particulars	As at March 31, 2024	As at March 31, 2023	As at March 31, 2022
Income tax matters (see note (i) below)	-	-	-
Indirect Tax matters (See Note (ii) below)	40.83	8.33	-
Central sales tax liability pending collection of 'C Forms' from registered dealers	-	-	0.29
Legal and other matters	13.15	2.50	-
Total	53.98	10.83	0.29

Notes

- i. a) For the assessment year 2015-16, the Holding Company has received tax demand against penalty notice under section 271(1)(c) of the Income Tax Act, 1961 of Rs. 40.92 million. The Holding Company has filed an appeal before Commissioner of Income Tax against the penalty demand passed by Assessing Officer by paying an amount of Rs. 8.18 million as protest money.
- b) For the assessment year 2016-17, the Assessing Officer has made the addition of Rs. 42.71 million and had reduced the brought forward losses, however, even after such addition there is no tax liability. The Holding Company has filed appeals against such additions made to Commissioner of Income Tax (Appeals).
- c) For the assessment year 2016-17, the Holding Company has received a penalty notice under Section 274 w.r.s 271C. The Holding Company does not anticipate any financial liability as the proceedings U/s 201 which was filed with CIT(A) has been allowed in favor of the Holding Company.
- d) For the assessment year 2016-17, re-assessment proceedings in relation to above same transaction (i.e. point (c) above) was initiated by the Income Tax department under section 148. The Faceless Assessing Officer has passed the order under section 147 read with section 144B of the Income-tax Act, 1961 ('the Act') for AY 2016-17 by disallowing Rs. 96.98 million i.e. the payment made to Facebook Ireland under section 40(a)(i) of the Act. The Holding Company has filed appeals against such additions made to Commissioner of Income Tax (Appeals).
- e) For the assessment year 2017-18, the Assessing Officer has made the addition of Rs. 82.01 millions and had reduced the brought forward losses, however, even after such addition there is no tax liability. The Holding Company has filed appeals against such additions made to Commissioner of Income Tax (Appeals).
- f) For the assessment year 2017-18, the Holding Company has received a penalty notice under Section 274 w.r.s 271C. The Holding Company has submitted to the Department that since the above case is filed with CIT (A) and is still ongoing, the proceedings for penalty shall be kept on abeyance until conclusion of the said case.
- ii. a) For FY 2017-18, the Holding Company has received Goods & Services tax demand of Rs. 5.09 millions from Maharashtra State GST authorities. The said demand is inclusive of interest of Rs. 2.45 millions. Against this tax demand, the Holding Company has paid amount of Rs. 0.26 millions as protest money and has filed an appeal to Deputy Commissioner of State Tax.
- b) For FY 2017-18, Digital Age Retail Private Limited, subsidiary of holding company, has received Goods & Services tax demand of Rs. 5.75 millions from Delhi State GST authorities. The said demand is inclusive of interest of Rs. 3.01 millions. Against this tax demand, the subsidiary Company has filled an appeal with GST appellate authority and paid protest money of Rs. 0.27 million .
- c) For FY 2017-18, the Holding Company has received Goods & Services tax demand of Rs. 2.03 millions from Delhi State GST authorities. The said demand is inclusive of interest of Rs. 1.06 millions. Against this tax demand, the holding Company has filled an appeal with GST appellate authority and paid protest money of Rs. 0.10 million.
- d) For FY 2017-18, the Holding Company has received Goods & Services tax demand of Rs. 19.99 millions from Karnataka State GST authorities. The said demand is inclusive of interest of Rs. 11.00 millions. Against this tax demand, the Company has filled an appeal with GST appellate authority and paid protest money of Rs. 0.90 million.
- e) For FY 2017-18, Digital Age Retail Private Limited, subsidiary of holding company, has received Goods & Services tax demand of Rs. 0.22 millions from Madhya Pradesh State GST authorities. Against this tax demand, the subsidiary Company has made partial payment of Rs. 0.11 million.
- f) For FY 2017-18, Digital Age Retail Private Limited, subsidiary of holding company, has received Goods & Services tax demand of Rs. 0.91 millions from Telangana State GST authorities. Against this tax demand, the subsidiary Company has filled an appeal with GST appellate authority and paid protest money of Rs. 0.10 million.
- iii. a) The Holding Company has received a demand notice from Custom Commissionerate, Chennai on 7th April 2021 for an amount of Rs. 0.53 millions towards duty for re-classification of Breast Pump under a different HSN code. The Holding Company has responded to the demand notice on 11th May 2021 taking a position of no further tax payable by the Holding Company
- b) Swara Baby Products Private Limited, subsidiary of holding company, a demand notice from Commisioner of Customs, Indore on 26th July 2023 for an amount of RS. 10.62 Million (equivalent amount of penalty plus interest) for recovery Of custom duty. Against this tax demand, the subsidiary Company has filed an appeal in Appellate Tribunal.

Brainbees Solutions Limited (formerly known as Brainbees Solutions Private Limited)
Annexure VI - Notes to the restated consolidated financial information
(All amounts in Rupees million, unless otherwise stated)

27 Contingent liabilities and commitments (continued)

B Commitments

The estimated amount of contracts remaining to be executed on capital account and other long-term commitments and not provided for:

Particulars	As at March 31, 2024	As at March 31, 2023	As at March 31, 2022
Capital Commitments	376.29	972.24	780.39
Other Commitments*#	2,750.93	789.30	825.93
Total	3,127.22	1,761.54	1,606.32

*The Group has imported certain machinery under the Export Promotion Capital Goods (EPCG) Scheme and accordingly has an export obligation of Rs.2,750.93 million (March 31, 2023: Rs. 571.75 million; March 31, 2022: Rs. 571.75 million). In this respect the Group has given Bond of Rs.101.66 million (March 31, 2023: Rs. 101.66 million; March 31, 2022: Rs.101.66 million) to the Commissioner of Customs and Bank Guarantee amounting to Rs. 45.18 million (March 31, 2023: Nil, March 31, 2022: Nil).

#The Group has contractual obligation towards purchase commitments (net of provisions) amounting Rs. Nil (March 31, 2023: Rs. 217.55 million; March 31, 2022: Rs. 254.18 million)

28 Dues to micro and small enterprises

The Group has certain dues to suppliers registered under Micro, Small and Medium Enterprises Development Act, 2006 ('MSMED Act'). The disclosures pursuant to the said MSMED Act are as follows:

Particulars	As at March 31, 2024	As at March 31, 2023	As at March 31, 2022
a) Principal amount payable to suppliers as at year end	874.86	339.38	112.04
b) Interest due thereon as at year end *	-	-	-
c) Interest amount for delayed payments to suppliers pursuant to provisions of MSMED Act actually paid during the year, irrespective of the year to which interest relates	-	-	-
d) Amount of delayed payments actually made to suppliers during the year	1,659.52	259.42	176.34
e) Amount of interest due and payable for the year of delay in making payment (which has been paid but beyond the appointed day during the year) but without adding interest specified under the MSMED Act *	16.19	2.01	1.69
f) Interest accrued and remaining unpaid at the end of the year*	16.19	2.01	1.69
g) The amount of further interest remaining due and payable even in the succeeding years, until such date when the interest dues as above are actually paid to the small enterprise for the purpose of disallowance as a deductible expenditure under the MSMED Act, 2006 *	22.57	6.38	4.37

* Above interest amounts have not been provided in the books

The Group has compiled this information based on intimations received from the suppliers of their status as Micro or Small Enterprises and/ or its registration with the appropriate authority under the Micro, Small and Medium Enterprises Development Act, 2006.

29 Assets and liabilities relating to employee benefits

Particulars	As at March 31, 2024	As at March 31, 2023	As at March 31, 2022
Gratuity	218.47	169.51	115.52
Non-current	187.34	138.59	97.11
Current	31.13	30.92	18.41

For details about the related employee benefit expenses, see Note 21(a).

a) Defined contribution plans

The Group has a defined contribution plan in form of provident fund. Contributions are made to the fund for employees at the rate of 12% of basic salary as per regulations. The contributions are made to registered provident fund administered by the government. The obligation of the Group is limited to the amount contributed and it has no further contractual nor any constructive obligation. The expense recognised during the year towards defined contribution plan is Rs. 173.82 million (March 31, 2023: Rs. 127.08 million, March 31, 2022: Rs. 63.53 Million).

Brainbees Solutions Limited (formerly known as Brainbees Solutions Private Limited)
Annexure VI - Notes to the restated consolidated financial information
(All amounts in Rupees million, unless otherwise stated)

29 Assets and liabilities relating to employee benefits (continued)

b) Defined benefit plans

The Group operates the following post-employment defined benefit plans.

The Group has a defined benefit gratuity plan in India, governed by the Payment of Gratuity Act, 1972. Plan entitles an employee, who has rendered at least five years of continuous service, to gratuity at the rate of fifteen days wages for every completed year of service or part thereof in excess of six months, based on the rate of wages last drawn by the employee concerned.

These defined benefit plans expose the Group to actuarial risks, such as investment risk, interest rate risk, longevity risk and salary risk.

Investment risk - The present value of the defined benefit plan liability is calculated using a discount rate which is determined by reference to market yields at the end of the reporting period on government bonds.

Interest risk - A decrease in the bond interest rate will increase the plan liability;

Longevity risk - The present value of the defined benefit plan liability is calculated by reference to the best estimate of the mortality of plan participants both during and after their employment. An increase in the life expectancy of the plan participants will increase the plan's liability.

Salary risk - The present value of the defined benefit plan liability is calculated by reference to the future salaries of plan participants. As such, an increase in the salary of the plan participants will increase the plan's liability.

A. Funding

Group's defined benefit plan is unfunded.

B. Reconciliation of the net defined benefit liability

a) Reconciliation of present value of defined benefit obligation

Particulars	As at March 31, 2024	As at March 31, 2023	As at March 31, 2022
Balance at the beginning of the year	169.51	115.52	81.85
Additions Pursuant to Business Combination*	-	10.15	-
Benefits paid	(4.63)	(4.23)	(3.18)
Current service cost	47.50	68.80	40.02
Interest cost	10.50	7.11	4.42
Transfer in	-	-	-
Past service cost	0.58	0.13	-
Actuarial (gains) losses recognised in other comprehensive income			
- changes in demographic assumptions	0.09	(0.63)	-
- changes in financial assumptions	1.48	(6.84)	(11.28)
- experience adjustments	(5.42)	(20.50)	3.69
Balance at the end of the year	219.61	169.51	115.52

*Refer note 30

b) Amounts to be recognised in Restated Consolidated Statement of Assets and Liabilities

Particulars	As at March 31, 2024	As at March 31, 2023	As at March 31, 2022
Present value of obligation at the end of year	219.61	169.51	115.52
Fair value of the plan assets at the end of year	(1.14)	-	-
Net liability	(218.47)	(169.51)	(115.52)
Current liability	(31.13)	(30.92)	(18.41)
Non-current liability	(187.34)	(138.59)	(97.11)
Net liability recognised in Restated Consolidated Statement of Assets and Liabilities	(218.47)	(169.51)	(115.52)

c) Expenses to be recognised in the Restated Consolidated Statement of Profit and Loss

Particulars	For the year ended March 31, 2024	For the year ended March 31, 2023	For the year ended March 31, 2022
Service cost	47.50	68.80	40.02
Net interest (income)/ expense	10.50	7.11	4.42
Transfer in	-	-	-
Past service cost	0.58	0.13	-
Expense to be recognised in Restated Consolidated Statement of Profit and Loss	58.58	76.04	44.44

d) Actuarial gains/(losses) recognised in Other Comprehensive Income

Particulars	For the year ended March 31, 2024	For the year ended March 31, 2023	For the year ended March 31, 2022
Remeasurement for the year - obligation (Gain) / Loss	(3.85)	(27.98)	(7.59)
Total Remeasurements Cost / (Credit) for the year recognised in OCI	(3.85)	(27.98)	(7.59)

Brainbees Solutions Limited (formerly known as Brainbees Solutions Private Limited)
Annexure VI - Notes to the restated consolidated financial information
(All amounts in Rupees million, unless otherwise stated)

e) Changes in the Fair Value of Plan Assets

Particulars	For the year ended March 31, 2024	For the year ended March 31, 2023	For the year ended March 31, 2022
Fair Value of Plan Assets as at the beginning	-	-	-
Investment Income	0.01	-	-
Employer's Contribution	1.14	-	-
Return on plan asset, excluding amount recognised in net interest expense	(0.01)	-	-
Fair Value of Plan Assets as at the end	1.14	-	-

C. Defined benefit obligation

i. Actuarial assumptions

Principal actuarial assumptions at the reporting date:

Particulars	As at March 31, 2024	As at March 31, 2023	As at March 31, 2022
Plan A			
Discount rate	7.15% - 7.20%	7.30%	5.30% to 7.06%
Future salary growth	8.00% - 15.00%	6.00% - 15.00%	6%-15% for the 1st year and 6%-10% thereafter
Attrition rate	12.00% - 25.00%	20.00% - 34.00%	20% to 39%

Mortality rates have been considered in accordance with the Indian Assured Lives Mortality (2012-14) ultimate (IALM ult).

ii. Sensitivity analysis

Reasonably possible changes at the reporting date to one of the relevant actuarial assumptions, holding other assumptions constant, would have affected the defined benefit obligation by the amounts shown below:

Particulars	March 31, 2024		March 31, 2023		March 31, 2022	
	Increase	Decrease	Increase	Decrease	Increase	Decrease
Plan A						
Discount rate (1% movement)	192.66	209.13	142.51	154.96	101.34	110.22
Future salary growth (1% movement)	206.36	195.02	152.83	144.35	108.58	102.74
Attrition rate (1% movement)	198.76	200.39	147.66	149.34	104.77	106.07

Although the analysis does not take account of the full distribution of cash flows expected under the plan, it does provide an approximation of the sensitivity of the assumptions shown.

The weighted average duration of the defined benefit obligation ranged between 3.80 - 10.10 years (March 31, 2023: 3.77 - 10.58 years, March 31, 2022: 3.60-11.58 years).The expected maturity analysis of gratuity is as follows:

Maturity profile of defined benefit obligations

Particulars	As at March 31, 2024	As at March 31, 2023	As at March 31, 2022
Less than 1 year	31.19	24.00	18.61
Between 1-5 years	154.04	114.04	78.55
Over 5 years	242.90	191.81	129.61

c) Compensated absences

The Group has recognised expense towards compensated absences amounting to Rs. 19.59 million (March 31, 2023: Rs. 9.94 million, March 31, 2022: Rs. 7.84 Million).

30 Business Combination

a. Acquisition of Globalbees Brands Private Limited

On June 03, 2021, the Holding Company had entered into Share Subscription Agreement ("SSA") to acquire 79.00% stake in Globalbees Brands Private Limited ("Globalbees") through acquisition of shares. The business combination has been effected to benefit from our ability to create and scale brands, leverage our sourcing capabilities, our retail distribution network, our marketing and sourcing capabilities, and our supply chain infrastructure. As on March 31, 2024 the Holding Company holds 51.85% stake in Globalbees Brands Private Limited.

Details of the purchase consideration, net assets acquired and goodwill recognised

A. Consideration transferred

The following table summarises the acquisition date fair value of each major class of consideration transferred:

Particulars	Amount
Cash Consideration Transferred	2,190.01
Total consideration transferred	2,190.01

B. Acquisition-related costs

Acquisition related cost incurred by the Group have been charged to restated consolidated profit and loss account and considered in legal and professional expenses .

Brainbees Solutions Limited (formerly known as Brainbees Solutions Private Limited)
Annexure VI - Notes to the restated consolidated financial information
(All amounts in Rupees million, unless otherwise stated)

30 Business Combination (continued)

a. Acquisition of Globalbees Brands Private Limited (continued)

C. Identifiable assets acquired and liabilities assumed

The following table summarises the recognised amounts of assets acquired and liabilities assumed at the date of acquisition.

Particulars	Amount
Cash and Cash Equivalents	2,190.01
Total net identifiable assets acquired	2,190.01

D. Goodwill

Goodwill arising from the acquisition has been determined as follows:

Particulars	Amount
Total consideration transferred (A)	2,190.01
Amount of Non-controlling interests (B)	581.99
Fair value of net identifiable assets (C)	2,190.01
Goodwill (A+B-C)	581.99

Fair value of non-controlling interests is measured using Net Asset Method.

Globalbees Brands Private Limited was incorporated on May 03, 2021 and had no revenue till date of acquisition by holding Company.

b. Acquisition of Digital Age Retail Private Limited ('DARP')

On May 02, 2022, the Holding Company had entered into Share Purchase & Subscription Agreement ("SSA") to acquire 100.00% stake in Digital Age Retail Private Limited through acquisition of shares. The business combination has been effected to benefit from our online distribution network, our marketing and sourcing capabilities.

Details of the purchase consideration, net assets acquired and goodwill recognised

A. Consideration transferred

The following table summarises the acquisition date fair value of each major class of consideration transferred:

Particulars	Amount
Cash Consideration Transferred	2,406.25
Total consideration transferred	2,406.25

B. Acquisition-related costs

Acquisition related cost incurred by the Group have been charged to restated consolidated profit and loss account and considered in legal and professional expenses .

C. Identifiable assets acquired and liabilities assumed

The following table summarises the recognised amounts of assets acquired and liabilities assumed at the date of acquisition.

Particulars	Amount
Property, plant and equipment	46.56
Intangible Assets	496.17
Right of use assets	538.21
Non-current tax assets	21.74
Other non-current assets	1,133.76
Other non-current financial assets	51.57
Inventories	5,552.37
Trade receivables	7.48
Cash and cash equivalents	2,432.47
Other financial assets	1.10
Other current assets	252.89
Trade payables	(7,253.90)
Lease liability	(568.16)
Other financial liabilities	(5.44)
Other current liabilities	(506.22)
Provisions	(17.15)
Total net identifiable assets acquired	2,183.44

D. Goodwill

Goodwill arising from the acquisition has been determined as follows:

Particulars	Amount
Total consideration transferred (A)	2,406.25
Fair value of net identifiable assets (B)	2,183.44
Goodwill (A-B)	222.81

The assets and liabilities acquired on the acquisition date have been recognised at their fair values. The fair value of the trade receivables is equivalent to the gross amount of trade receivables. However, none of the trade receivables is credit impaired and it is expected that the full contractual amounts can be collected.

During the year ended March 31, 2023, DARP has contributed Rs. 27,948.48 million of revenue and Rs. 137.12 million of loss to the loss before tax from the operations of the Group from the date of acquisition.

If the acquisition had taken place at the beginning of the financial year 2022-23, revenue from continuing operations of Digital Age Retail Private Limited for preacquisition period amounting to Rs. 2,151.34 million would have been added, adjusted by intercompany transaction between Brainbees and DARP of pre-acquisition period amounting to Rs. 5,854.83 million (March 31, 2022: intercompany transactions: sales and purchase -Rs. 12,137.57 Million). The loss before tax from continuing operations for the Group would have been lower by Rs. 7.08 million (March 31, 2022: loss would have been higher by Rs. 52.31 Million)

Brainbees Solutions Limited (formerly known as Brainbees Solutions Private Limited)
Annexure VI - Notes to the restated consolidated financial information
(All amounts in Rupees million, unless otherwise stated)

30 Business Combination (continued)

c. Acquisition made by Globalbees Brands Private Limited

Globalbees Brands Private Limited has entered into various Share Subscription Agreement ("SSA"), Share Purchase Agreement ("SPA") and Business Transfer Agreement ("BTA") to acquire various brands/companies. The business combinations have been effected to benefit from our ability to create and scale brands, leverage our sourcing capabilities, our retail distribution network, our marketing and sourcing capabilities, and our supply chain infrastructure.

(i) Details of the purchase consideration, net assets acquired and goodwill recognised

A. Consideration transferred

The following table summarises the acquisition date fair value of each major class of consideration transferred:

Particulars	The Better Home	Yellow Chimes	Merhaki Foods and Nutrition Private Limited	Better and Brighter Homecare Private Limited
Type of Acquisition	Business Transfer Agreement	Business Transfer Agreement	Share Subscription and Share Purchase Agreement	Share Subscription and Share Purchase Agreement
Date of Acquisition	31-Aug-21	29-Oct-21	29-Sep-21	28-Oct-21
Percentage stake acquired	NA	NA	100%	58%
Business of Subsidiary	Homecare products	Personal Care Products	Nutrition products	Homecare products
Cash Consideration Transferred	71.44	203.85	207.82	174.32
Total consideration transferred	71.44	203.85	207.82	174.32

B. Acquisition-related costs

Acquisition related cost incurred by the Group have been charged to restated consolidated profit and loss account and considered in deal related costs.

C. Identifiable assets acquired and liabilities assumed

The following table summarises the recognised amounts of assets acquired and liabilities assumed at the date of acquisition.

Particulars	The Better Home	Yellow Chimes	Merhaki Foods and Nutrition Private Limited	Better and Brighter Homecare Private Limited
Property, plant and equipment	0.48	-	1.15	5.00
Intangible assets	37.79	125.89	132.62	371.44
Deferred Tax Assets / (Liabilities)	-	-	(33.38)	(93.55)
Non-current tax assets	-	-	0.52	-
Other current and non-current assets	-	2.86	17.53	6.68
Inventories	5.36	19.00	12.81	18.40
Trade receivables	2.50	43.10	8.18	3.50
Cash and cash equivalents	-	-	1.55	24.98
Other financial assets	-	0.25	0.96	-
Short-term loans and advances	5.88	-	-	-
Trade payables	(8.09)	(11.35)	(9.52)	(1.87)
Consideration payable to selling shareholders due to business combination	-	-	-	(259.35)
Other financial liabilities	-	-	(7.98)	(0.40)
Other current liabilities	-	-	(2.19)	(1.36)
Current tax liabilities (net)	-	-	-	(2.37)
Loan from director	-	-	(2.00)	(9.77)
Loan from related party	-	-	-	(20.00)
Current maturity of long term borrowings	-	-	-	(0.83)
Loan from Bank	-	-	-	(1.39)
Total net identifiable assets acquired	43.92	179.75	120.25	39.11

D. Goodwill

Particulars	The Better Home	Yellow Chimes	Merhaki Foods and Nutrition Private Limited	Better and Brighter Homecare Private Limited
Total consideration transferred (A)	71.44	203.85	207.82	174.32
Fair value of net identifiable assets (B)	43.92	179.75	120.25	39.11
Goodwill (A-B)	27.52	24.10	87.57	135.21

The fair value of the trade receivables is equivalent to the gross amount of trade receivables. However, none of the trade receivables is credit impaired and it is expected that the full contractual amounts can be collected.

Brainbees Solutions Limited (formerly known as Brainbees Solutions Private Limited)
Annexure VI - Notes to the restated consolidated financial information
(All amounts in Rupees million, unless otherwise stated)

30 Business Combination (continued)

c. Acquisition made by Globalbees Brands Private Limited (continued)

Details of the purchase consideration, net assets acquired and goodwill recognised

A. Consideration transferred

The following table summarises the acquisition date fair value of each major class of consideration transferred:

Particulars	Eyezen Technologies Private Limited	Cloud Lifestyle Private Limited	Maxinique Solutions Private Limited	Kubermart Private Limited
Type of Acquisition	Share Subscription and Share Purchase Agreement	Share Subscription and Share Purchase Agreement	Share Subscription and Share Purchase Agreement	Share Subscription and Share Purchase Agreement
Date of Acquisition	17-Nov-21	17-Nov-21	16-Oct-21	13-Dec-21
Percentage stake acquired	51%	90%	51%	74%
Business of Subsidiary	Eyewear products	FMCG business	Beauty products	Homecare products
Cash Consideration Transferred	80.57	105.79	245.47	1,339.10
Deferred Consideration	-	-	-	483.78
Total consideration transferred	80.57	105.79	245.47	1,822.88

B. Acquisition-related costs

Acquisition related cost incurred by the Group have been charged to restated consolidated profit and loss account and considered in deal related costs.

C. Identifiable assets acquired and liabilities assumed

The following table summarises the recognised amounts of assets acquired and liabilities

Particulars	Eyezen Technologies Private Limited	Cloud Lifestyle Private Limited	Maxinique Solutions Private Limited	Kubermart Private Limited
Property, plant and equipment	0.15	0.27	1.43	3.27
Intangible assets	171.44	116.81	104.93	2,610.92
Right of use assets	0.65	-	-	107.45
Deferred Tax Assets / (Liabilities)	(43.14)	(29.45)	(26.40)	(321.34)
Non-current tax assets	-	0.88	0.40	-
Other current and non-current assets	2.55	8.30	5.25	3.63
Inventories	8.25	5.33	2.68	110.23
Trade receivables	1.71	1.96	15.60	91.84
Cash and cash equivalents	5.34	0.52	151.15	46.84
Other financial assets	0.30	0.09	0.11	0.77
Trade payables	(5.35)	(9.88)	(8.75)	(131.05)
Lease liability	(0.65)	-	-	(9.42)
Consideration payable to selling shareholders due to business combination	(108.21)	(35.25)	(51.59)	(947.96)
Other financial liabilities	(0.09)	(2.52)	(1.38)	(1.33)
Other current liabilities	(0.06)	(0.44)	(1.02)	(0.08)
Short term provisions	(1.83)	(0.15)	(0.43)	-
Current tax liabilities (net)	-	-	-	(37.32)
Loan from director	(0.05)	(2.17)	(8.40)	-
Loan from Bank	-	(6.02)	-	-
Loan from others	-	-	-	(62.71)
Total net identifiable assets acquired	31.01	48.28	183.58	1,463.74

D. Goodwill

Particulars	Eyezen Technologies Private Limited	Cloud Lifestyle Private Limited	Maxinique Solutions Private Limited	Kubermart Private Limited
Total consideration transferred (A)	80.57	105.79	245.47	1,822.88
Fair value of net identifiable assets (B)	31.01	48.28	183.58	1,463.74
Goodwill (A-B)	49.56	57.51	61.89	359.14

The fair value of the trade receivables is equivalent to the gross amount of trade receivables. However, none of the trade receivables is credit impaired and it is expected that the full contractual amounts can be collected.

(iii) Details of the purchase consideration, net assets acquired and goodwill recognised

A. Consideration transferred

The following table summarises the acquisition date fair value of each major class of consideration transferred:

Particulars	HealthyHey Foods LLP	Butternut Ventures Private Limited	Mush Textiles Private Limited	Dynamic IT Solution Private Limited
Type of Acquisition	Share Subscription and Share Purchase Agreement	Share Subscription and Share Purchase Agreement	Share Subscription and Share Purchase Agreement	Share Subscription and Share Purchase Agreement
Date of Acquisition	11-Nov-21	4-Dec-21	30-Dec-21	18-Dec-21
Percentage stake acquired	60%	76%	52%	51%
Business of Subsidiary	Nutrition products	FMCG business	Textile products	Fitness products
Cash Consideration Transferred	230.00	103.44	51.67	240.00
Total consideration transferred	230.00	103.44	51.67	240.00

Brainbees Solutions Limited (formerly known as Brainbees Solutions Private Limited)
Annexure VI - Notes to the restated consolidated financial information
(All amounts in Rupees million, unless otherwise stated)

30 Business Combination (continued)

c. Acquisition made by Globalbees Brands Private Limited (continued)

(iii) Details of the purchase consideration, net assets acquired and goodwill recognised (continued)

B. Acquisition-related costs

Acquisition related cost incurred by the Group have been charged to restated consolidated profit and loss account and considered in deal related costs.

C. Identifiable assets acquired and liabilities assumed

The following table summarises the recognised amounts of assets acquired

Particulars	HealthyHey Foods LLP	Butternut Ventures Private Limited	Mush Textiles Private Limited	Dynamic IT Solution Private Limited
Property, plant and equipment	8.33	-	0.15	3.22
Intangible assets	473.10	141.68	31.78	208.53
Deferred Tax Assets / (Liabilities)	(119.07)	(16.90)	(8.00)	(52.24)
Other current and non-current assets	1.36	-	10.02	11.54
Inventories	15.52	1.06	6.12	45.84
Trade receivables	4.35	2.29	2.67	11.95
Cash and cash equivalents	2.53	103.53	11.04	55.14
Other financial assets	0.91	-	0.09	-
Trade payables	(3.83)	(103.58)	(0.45)	(1.81)
Consideration payable to selling shareholders due to business combination	(389.18)	(80.11)	(18.69)	(83.37)
Other financial liabilities	(18.86)	-	-	-
Other current liabilities	(0.24)	-	-	(0.37)
Short term provisions	(3.00)	-	(4.40)	-
Loan from Bank	-	-	-	(40.61)
Total net identifiable assets acquired	(28.08)	47.97	30.33	157.82

D. Goodwill

Goodwill arising from the acquisition has been determined as follows:

Particulars	HealthyHey Foods LLP	Butternut Ventures Private Limited	Mush Textiles Private Limited	Dynamic IT Solution Private Limited
Total consideration transferred (A)	230.00	103.44	51.67	240.00
Fair value of net identifiable assets (B)	(28.08)	47.97	30.33	157.82
Goodwill (A-B)	258.08	55.47	21.34	82.18

The fair value of the trade receivables is equivalent to the gross amount of trade receivables. However, none of the trade receivables is credit impaired and it is expected that the full contractual amounts can be collected.

(iv) Details of the purchase consideration, net assets acquired and goodwill recognised

A. Consideration transferred

The following table summarises the acquisition date fair value of each major class of consideration transferred:

Particulars	HS Fitness Private Limited	DF Pharmacy Limited	Urban Gabru	Candes Technologies Private Limited
Type of Acquisition	Share Subscription and Share Purchase Agreement	Share Subscription and Share Purchase Agreement	Business Transfer Agreement	Share Subscription and Share Purchase Agreement
Date of Acquisition	31-Jan-22	17-Feb-22	10-Feb-22	31-Mar-22
Percentage stake acquired	80%	74%	60%	76%
Business of Subsidiary	Beauty products	Homecare products	Nutrition products	FMCG business
Cash Consideration Transferred	588.50	796.23	152.39	1,172.61
Deferred Consideration	-	31.77	440.19	-
Total consideration transferred	588.50	828.00	592.58	1,172.61

B. Acquisition-related costs

Acquisition related cost incurred by the Group have been charged to restated consolidated profit and loss account and considered in deal related costs.

C. Identifiable assets acquired and liabilities assumed

The following table summarises the recognised amounts of assets acquired and liabilities assumed at the date of acquisition.

Particulars	HS Fitness Private Limited	DF Pharmacy Limited	Urban Gabru	Candes Technologies Private Limited
Property, plant and equipment	1.78	9.97	-	10.15
Intangible assets	634.44	1,355.80	575.60	2,197.20
Right of use assets	-	-	-	1.97
Deferred Tax Assets / (Liabilities)	(158.75)	(218.72)	-	(552.99)
Non-current tax assets	-	0.97	-	6.86
Other current and non-current assets	23.83	4.87	-	30.85
Inventories	116.20	20.00	1.77	169.64
Trade receivables	47.57	106.90	3.36	177.29
Cash and cash equivalents	19.35	103.42	-	26.57

Brainbees Solutions Limited (formerly known as Brainbees Solutions Private Limited)
Annexure VI - Notes to the restated consolidated financial information
(All amounts in Rupees million, unless otherwise stated)

30 Business Combination (continued)

c. Acquisition made by Globalbees Brands Private Limited (continued)

(iv) Details of the purchase consideration, net assets acquired and goodwill recognised

C. Identifiable assets acquired and liabilities assumed

The following table summarises the recognised amounts of assets acquired and liabilities assumed at the date of acquisition.

Particulars	HS Fitness Private Limited	DF Pharmacy Limited	Urban Gabru	Candes Technologies Private Limited
Lease liability	-	-	-	(2.00)
Consideration payable to selling shareholders due to business combination	(166.48)	(880.15)	-	(1,231.29)
Other financial liabilities	(1.86)	-	-	(12.07)
Other current liabilities	(0.46)	(0.36)	-	(3.87)
Short term provisions	-	(0.01)	-	-
Current tax liabilities (net)	(25.99)	-	-	-
Loan from related party	(65.00)	-	-	-
Loan from Bank	(5.48)	-	-	-
Loan from others	(17.58)	-	-	(150.00)
Total net identifiable assets acquired	374.80	459.26	579.50	471.45

D. Goodwill

Goodwill arising from the acquisition has been determined as follows:

Particulars	HS Fitness Private Limited	DF Pharmacy Limited	Urban Gabru	Candes Technologies Private Limited
Total consideration transferred (A)	588.50	828.00	592.58	1,172.61
Fair value of net identifiable assets (B)	374.80	459.26	579.50	471.45
Goodwill (A-B)	213.70	368.74	13.08	701.16

The fair value of the trade receivables is equivalent to the gross amount of trade receivables. However, none of the trade receivables is credit impaired and it is expected that the full contractual amounts can be collected.

(v) Details of the purchase consideration, net assets acquired and goodwill recognised

A. Consideration transferred

The following table summarises the acquisition date fair value of each major class of consideration transferred:

Particulars	Savya Homes	Cheston	Solarista Renewables Private Limited	Encasa Homes Private Limited
Type of Acquisition	Business Transfer Agreement	Business Transfer Agreement	Share Subscription and Share Purchase Agreement	Share Subscription and Share Purchase Agreement
Date of Acquisition	12-Apr-22	12-May-22	7-Apr-22	19-Apr-22
Percentage stake acquired	NA	NA	53%	51%
Business of Subsidiary	Home Utilities	Appliances	Fashion / Lifestyle	Home Utilities
Cash Consideration Transferred	445.00	76.13	249.95	289.00
Deferred Consideration	126.62	37.65	-	-
Total consideration transferred	571.62	113.78	249.95	289.00

B. Acquisition-related costs

Acquisition related cost incurred by the Group have been charged to restated consolidated profit and loss account and considered in deal related costs.

C. Identifiable assets acquired and liabilities assumed

The following table summarises the recognised amounts of assets acquired

Particulars	Savya Homes	Cheston	Solarista Renewables Private Limited	Encasa Homes Private Limited
Property, plant and equipment	7.48	0.28	2.57	0.21
Intangible assets	544.51	72.26	410.75	563.64
Deferred Tax Assets / (Liabilities)	-	-	(63.15)	(141.87)
Other current and non-current assets	-	-	8.48	1.79
Inventories	10.25	20.00	54.62	44.50
Trade receivables	37.04	26.61	2.57	10.84
Cash and cash equivalents	-	-	49.98	49.19
Other financial assets	-	-	-	0.22
Trade payables	(46.95)	(18.49)	(39.70)	(5.13)
Consideration payable to selling shareholders due to business combination	-	-	(274.38)	(344.59)
Other financial liabilities	-	-	-	-
Other current liabilities	-	-	-	(49.60)
Total net identifiable assets acquired	552.33	100.66	151.74	129.20

Brainbees Solutions Limited (formerly known as Brainbees Solutions Private Limited)
Annexure VI - Notes to the restated consolidated financial information
(All amounts in Rupees million, unless otherwise stated)

30 Business Combination (continued)

c. Acquisition made by Globalbees Brands Private Limited (continued)

(v) Details of the purchase consideration, net assets acquired and goodwill recognised

D. Goodwill

Goodwill arising from the acquisition has been determined as follows:

Particulars	Savya Homes	Cheston	Solarista Renewables Private Limited	Encasa Homes Private Limited
Total consideration transferred (A)	571.62	113.78	249.95	289.00
Fair value of net identifiable assets (B)	552.33	100.66	151.74	129.20
Goodwill (A-B)	19.29	13.12	98.21	159.80

The fair value of the trade receivables is equivalent to the gross amount of trade receivables. However, none of the trade receivables is credit impaired and it is expected that the full contractual amounts can be collected.

(vi) Details of the purchase consideration, net assets acquired and goodwill recognised

A. Consideration transferred

The following table summarises the acquisition date fair value of each major class of consideration transferred:

Particulars	Wellspire India Private Limited	Prayosha Expo Private Limited	JW Brands Private Limited	Plantex E-Commerce Private Limited
Type of Acquisition	Share Subscription and Share Purchase Agreement	Share Subscription and Share Purchase Agreement	Share Subscription and Share Purchase Agreement	Share Subscription and Share Purchase Agreement
Date of Acquisition	27-Apr-22	2-May-22	28-Jul-22	3-Sep-22
Percentage stake acquired	51%	70%	53%	60%
Business of Subsidiary	Appliances	Home Utilities	Fashion / Lifestyle	Home Utilities
Cash Consideration Transferred	5.10	489.10	405.07	600.00
Deferred Consideration	-	20.02	-	-
Total consideration transferred	5.10	509.12	405.07	600.00

B. Acquisition-related costs

Acquisition related cost incurred by the Group have been charged to restated consolidated profit and loss account and considered in deal related costs.

C. Identifiable assets acquired and liabilities assumed

The following table summarises the recognised amounts of assets acquired

Particulars	Wellspire India Private Limited	Prayosha Expo Private Limited	JW Brands Private Limited	Plantex E-Commerce Private Limited
Property, plant and equipment	-	30.02	2.80	17.63
Intangible assets	9.51	564.88	777.20	938.99
Deferred Tax Assets / (Liabilities)	(1.76)	(142.07)	(192.90)	(97.69)
Non-current tax assets	-	-	-	0.01
Other current and non-current assets	1.36	36.23	8.08	25.48
Inventories	5.11	59.64	32.62	78.23
Trade receivables	0.21	11.71	20.24	16.02
Cash and cash equivalents	0.12	33.81	62.74	0.05
Other financial assets	-	0.04	0.80	1.87
Trade payables	(0.20)	(15.23)	(17.19)	(104.39)
Consideration payable to selling shareholders due to business combination	(2.30)	(260.84)	(478.13)	(513.70)
Other financial liabilities	(0.08)	(0.18)	(2.74)	-
Other current liabilities	-	(0.05)	(3.77)	(0.06)
Short term provisions	-	(0.21)	(0.47)	-
Current tax liabilities (net)	-	(5.77)	(8.21)	-
Loan from director	-	-	-	(2.50)
Loan from others	(9.35)	-	-	(1.92)
Total net identifiable assets acquired	2.62	311.98	201.07	358.02

D. Goodwill

Goodwill arising from the acquisition has been determined as follows:

Particulars	Wellspire India Private Limited	Prayosha Expo Private Limited	JW Brands Private Limited	Plantex E-Commerce Private Limited
Total consideration transferred (A)	5.10	509.12	405.07	600.00
Amount of Non-controlling interests (B)	2.60	-	-	-
Fair value of net identifiable assets (C)	2.62	311.98	201.07	358.02
Goodwill (A+B-C)	5.08	197.14	204.00	241.98

Fair value of non-controlling interests is measured using discounted cash

The fair value of the trade receivables is equivalent to the gross amount of trade receivables. However, none of the trade receivables is credit impaired and it is expected that the full contractual amounts can be collected.

Brainbees Solutions Limited (formerly known as Brainbees Solutions Private Limited)
Annexure VI - Notes to the restated consolidated financial information
(All amounts in Rupees million, unless otherwise stated)

30 Business Combination (continued)

c. Acquisition made by Globalbees Brands Private Limited (continued)

(vii) Details of the purchase consideration, net assets acquired and goodwill recognised

A. Consideration transferred

The following table summarises the acquisition date fair value of each major class of consideration transferred:

Particulars	Frootle India Private Limited	Kitchenopedia Appliances Private Limited	Yellow Chimes (B2B)
Type of Acquisition	Share Subscription and Share Purchase Agreement	Share Subscription and Share Purchase Agreement	Business Transfer Agreement
Date of Acquisition	27-Apr-22	15-Sep-22	7-Dec-23
Percentage stake acquired	51%	51%	NA
Business of Subsidiary	Appliances	Appliances	Fashion / Lifestyle
Cash Consideration Transferred	1,570.80	95.00	32.25
Deferred Consideration	-	-	-
Total consideration transferred	1,570.80	95.00	32.25

B. Acquisition-related costs

Acquisition related cost incurred by the Group have been charged to restated consolidated profit and loss account and considered in deal related costs.

C. Identifiable assets acquired and liabilities assumed

The following table summarises the recognised amounts of assets acquired

Particulars	Frootle India Private Limited	Kitchenopedia Appliances Private Limited	Yellow Chimes (B2B)
Property, plant and equipment	0.52	1.60	0.25
Intangible assets	2,783.99	110.58	-
Deferred Tax Assets / (Liabilities)	(700.78)	(18.73)	-
Other current and non-current assets	42.83	1.99	8.87
Inventories	276.02	11.75	-
Trade receivables	130.54	-	-
Cash and cash equivalents	93.72	50.08	-
Trade payables	(153.36)	(14.07)	-
Consideration payable to selling shareholders due to business combination	(713.09)	(34.12)	-
Other financial liabilities	(9.04)	-	-
Other current liabilities	(99.45)	-	-
Current tax liabilities (net)	(11.34)	-	-
Loan from others	-	(0.05)	-
Total net identifiable assets acquired	1,640.56	109.03	9.12

D. Goodwill

Goodwill arising from the acquisition has been determined as follows:

Particulars	Frootle India Private Limited	Kitchenopedia Appliances Private Limited	Yellow Chimes (B2B)
Total consideration transferred (A)	1,570.80	95.00	32.25
Amount of Non-controlling interests (B)	800.80	44.70	-
Fair value of net identifiable assets (C)	1,640.56	109.03	9.12
Goodwill (A+B-C)	731.04	30.67	23.13

Fair value of non-controlling interests is measured using discounted cash flow (DCF) technique.

The fair value of the trade receivables is equivalent to the gross amount of trade receivables. However, none of the trade receivables is credit impaired and it is expected that the full contractual amounts can be collected.

If the acquisitions had taken place at the beginning of the year, revenue from continuing operations would have been higher by Rs. 252.33 million (March 31, 2022 - Rs. 2,404.33 million) and the loss before tax from continuing operations for the Group from the acquisitions made by Globalbees Brands Private Limited would have been lower by Rs. 17.54 million (March 31, 2022 - Rs. 303.26 million).

All the acquisition made by Globalbees Brands Private Limited have contributed Rs. 3,474.82 million (March 31, 2022 - Rs. 1039.84 million) of revenue and Rs. 177.27 million (March 31, 2022 - Rs. 355.13 million of loss) of profit to the loss before tax from the operations of the Group from the date of respective acquisitions.

Notes :

Goodwill comprises of acquired workforce and expected synergies arising from the material and other acquisition.

Initial Accounting of these Business Combination has been determined provisionally.

None of the goodwill recognised is expected to be deductible for income tax purposes.

Brainbees Solutions Limited (formerly known as Brainbees Solutions Private Limited)
Annexure VI - Notes to the restated consolidated financial information
(All amounts in Rupees million, unless otherwise stated)

31 Operating Segment

The Board of Directors is the Chief Operating Decision Maker (CODM) and monitors the operating results of its business units separately for the purpose of making decisions about resource allocation and performance assessment. Segment performance is evaluated based on profit or loss and is measured consistently with profit or loss in the consolidated financial statements.

Transfer prices between operating segments are on an arm's length basis in a manner similar to transactions with third parties.

For management purposes, the Group is organised into business units based on its products and services and has following reportable segments, as follows:

- i) India multi-channel** - This segment includes business of manufacturing, buying, selling, advertising, promoting baby and kids products in India.
- ii) International segment** - This includes business of buying, selling, advertising, promoting baby and kids products outside India, which primarily includes United Arab Emirates and Kingdom of Saudi Arabia.
- iii) Globalbees segment** - This is a direct-to-consumer (D2C) venture that aggregates and invests in e-commerce brands and helps the brands scale and transform their digital impression.
- iv) Others** - This includes other businesses which are not material to the Group.

(i) year ended March 31, 2024

Particulars	India multi-channel	International	Globalbees	Others	Inter Company Adjustments	Total
Revenue from Operations	45,794.84	7,537.16	12,093.46	333.55	(950.45)	64,808.56
Segment Results before depreciation and amortisation expense	4,039.82	(1,395.96)	23.08	58.41	19.14	2,744.49
Segment Results	1,666.18	(1,553.77)	(963.77)	47.03	(159.91)	(964.24)
Add / (Less) :						
Finance cost						(1,153.63)
Employee share based payment expense						(1,780.58)
Other income						942.25
Salaries, wages, bonus and other allowances accounted as per Para B55 of Ind-AS 103(Refer Note 21(a))						(259.00)
Loss from continuing operations before exceptional item and income tax						(3,215.20)
Segment Assets	76,396.50	3,702.45	26,850.31	40.25	(31,883.75)	75,105.76
Segment Liabilities	29,560.90	1,821.19	14,868.21	94.93	(9,156.08)	37,189.15
Capital Expenditure	3,318.51	28.19	80.71	2.04	-	3,429.45

(ii) Year ended March 31, 2023

Particulars	India multi-channel	International	Globalbees	Others	Conso Adjustments	Total
Revenue from Operations	42,808.65	4,874.83	8,971.79	229.61	(559.49)	56,325.39
Segment Results before depreciation and amortisation expense	2,413.52	(1,200.59)	(447.29)	(30.52)	14.70	749.82
Segment Results	740.42	(1,329.33)	(1,407.50)	(42.07)	(154.54)	(2,193.01)
Add / (Less) :						
Finance cost						(715.73)
Employee share based payment expense						(3,614.37)
Other income						987.37
Salaries, wages, bonus and other allowances accounted as per Para B55 of Ind-AS 103(Refer Note 21(a))						(263.04)
Deal related cost (Refer Note 24)						(45.13)
Loss from continuing operations before exceptional item and income tax						(5,843.91)
Segment Assets	61,544.49	2,837.22	26,286.17	44.97	(19,514.58)	71,198.27
Segment Liabilities	20,066.43	1,341.73	12,988.46	91.24	(5,286.50)	29,201.35
Capital Expenditure	2,178.19	51.82	138.36	14.77	-	2,383.14

- (iii)** As referred to in Note 30(e), on May 02, 2022, the Holding Company acquired 100.00% stake in Digital Age Retail Private Limited. For management reporting purposes, the Group has included the segment results from April 1, 2022 below. The Group has also presented segment results from the acquisition date of May 02, 2022 above

Particulars	India multi-channel	International	Globalbees	Others	Conso Adjustments	Total
Revenue from Operations	39,105.17	4,874.83	8,971.79	229.61	(559.50)	52,621.90
Segment Results before depreciation and amortisation expense	2,435.41	(1,200.59)	(447.29)	(30.52)	14.70	771.71
Segment Results	741.66	(1,329.33)	(1,407.50)	(42.07)	(154.54)	(2,191.78)
Add / (Less) :						
Finance cost						(715.73)
Employee share based payment expense						(3,614.37)
Other income						987.37
Salaries, wages, bonus and other allowances accounted as per Para B55 of Ind-AS 103(Refer Note 21(a))						(263.04)
Deal related cost (Refer Note 24)						(45.13)
Adjustments pertaining to pre-acquisition of Digital Age Retail Private Limited (Refer below Reconciliation)						(1.23)
Loss from continuing operations before exceptional item and income tax						(5,843.91)
Segment Assets	61,544.49	2,837.22	26,286.17	44.97	(19,514.58)	71,198.27
Segment Liabilities	20,066.43	1,341.73	12,988.46	91.24	(5,286.50)	29,201.35

(iv) Reconciliation

Particulars	Amounts as per (ii) above	Pre-acquisition numbers of Digital Age Retail Private Limited*	Amount as per Restated Statement of Profit & Loss
Revenue from Operations	52,621.90	3,703.49	56,325.39
Impact on Segment Results before Depreciation and amortisation expense	771.71	(21.88)	749.82
Impact on Segment Results	(2,191.78)	(1.23)	(2,193.01)

*Net of inter-company transactions

Brainbees Solutions Limited (formerly known as Brainbees Solutions Private Limited)
Annexure VI - Notes to the restated consolidated financial information
(All amounts in Rupees million, unless otherwise stated)

31 Operating Segment (continued)

Note - Up to previous year ended 31 March 2022, the Group did not recognise any operating segment since the group operated primarily in trading and manufacturing of baby and kids products, which was the only single reportable segment. During the year ended, 31 March 2023 and subsequent to the acquisition of 100% stake in DARP and expansion of Globalbees and international operations, for management purposes, the Group is reorganised into business units, which provides relevant information for better understanding of the Group's financial performance and resource allocation decisions.

Solely to comply with reporting requirements under Ind AS 108, the management has restated the corresponding previous year figures below. However, in view of significant difference in the nature of operations of the Group in the previous year which was primarily trading and manufacturing of baby and kids products, such figures are not comparable.

Year ended March 31, 2022

Particulars	India multi-channel	International	Globalbees	Others	Inter-company Adjustments	Total
Revenue from Operations	19,732.61	3,520.42	1,039.84	78.81	(358.80)	24,012.88
Segment Results before depreciation and amortisation expense	1,891.60	(674.68)	(91.94)	(158.17)	(4.82)	961.99
Segment Results	944.76	(744.21)	(122.68)	(164.40)	(60.36)	(146.89)
Add / (Less) :						
Finance cost						(376.84)
Employee share based payment expense						(921.31)
Other income						1,156.29
Salaries, wages, bonus and other allowances accounted as per Para B55 of Ind-AS 103(Refer Note 21(a))						(130.06)
Deal related cost (Refer Note 24)						(92.63)
Loss from continuing operations before exceptional item and income tax						(511.44)
Segment Assets	46,551.99	1,829.90	23,026.94	52.84	(9,490.02)	61,971.65
Segment Liabilities	9,120.29	1,061.53	9,483.14	85.06	(658.78)	19,091.24

- (v) Due to the change in the composition of its reportable segments during the year ended March 31, 2023, the Group has also disclosed the segment information for the years ended March 31, 2024, March 31, 2023 and March 31, 2022 on both the old basis and the new basis of segmentation

Information concerning principal geographic areas is as follows:

Particulars	March 31, 2024			March 31, 2023		
	Within India	Outside India	Total	Within India	Outside India	Total
Net sales to external customer by geographic area by location of customer	57,123.12	7,685.44	64,808.56	50,260.43	6,064.96	56,325.39
Non Current assets by geographical area*	42,463.80	207.45	42,671.25	39,362.61	178.90	39,541.51

Particulars	March 31, 2022		
	Within India	Outside India	Total
Net sales to external customer by geographic area by location of customer	20,440.99	3,571.89	24,012.88
Non Current assets by geographical area*	23,594.88	233.78	23,828.66

* Non Current assets do not include deferred tax assets

- (vi) Major Customers:

The Group has no external customer which accounts for more than 10% of the Group's total revenue for the year ended March 31, 2024, March 31, 2023 and March 31, 2022.

32 Share based payments

See material accounting policy information in Annexure V - Note 3(f)(ii).

A. Description of share-based payment arrangements

The Group has the following share-based payment arrangements:

Share option plans (equity-settled)

On 31 March 2011 the Holding Company established share option plans ("Brainbees Employee Stock Option Plan 2011") that entitle the employees to purchase shares in the Holding Company. Under this plan, holders of vested options are entitled to purchase shares at 10% of the market price of the shares determined at the immediately preceding round of equity raised by the Holding Company. All the options have a vesting condition of 25% every year over a period of 4 years and have an exercise life of 10 years.

On April 1, 2019 the Holding Company established another share option plan (2019 Plan) that entitle the employees to purchase shares in the Holding Company. Under this plan, holders of vested options are entitled to purchase shares at Rs. 2 (March 31, 2022 - Rs. 5) per share price. The options have a vesting condition of 25% every year over a period of 4 years.

On 15 October 2021, Globalbees Brands Private Limited, the subsidiary of the Holding Company, established Globalbees Employee Stock Option Plan 2021 ("Globalbees ESOP") that entitles the employees to purchase shares in the said subsidiary. Under this plan, holders of vested options are entitled to purchase shares at Rs. 5 per share price. The options have a vesting condition of 25% every year over a period of 4 years.

On January 21, 2022 the Company established share option plan (BB ESOP 2022) that entitle the employees to purchase shares in the Company. Under this plan, holders of vested options are entitled to purchase shares at Rs. 2 (March 31, 2022 - Rs. 5) per share price. The vesting of these options is linked to certain market based conditions.

On December 16, 2023 the Holding Company established share option plans (BB ESOP 2023) that entitle the employees to purchase shares in the Holding Company. Under this plan, holders of vested options are entitled to purchase shares at Rs. 243.72 per share price. All the options have a vesting condition over a period of 4 years and have an exercise life of 3 years.

Brainbees Solutions Limited (formerly known as Brainbees Solutions Private Limited)
Annexure VI - Notes to the restated consolidated financial information
(All amounts in Rupees million, unless otherwise stated)

32 Share based payments (continued)

The number of instruments related to all the grants are as follows:

Grant	Number of instruments
Grant 1 (Brainbees Employee Stock Option Plan 2011)	-
Grant 2 (Brainbees Employee Stock Option Plan 2011)	-
Grant 3 (Brainbees Employee Stock Option Plan 2011)	85,153
Grant 4 (Brainbees Employee Stock Option Plan 2011)	149,073
Grant 5 (Brainbees Employee Stock Option Plan 2011)	2,825
Grant 6 (Brainbees Employee Stock Option Plan 2011)	3,465
Grant 7 (Brainbees Employee Stock Option Plan 2011)	65,800
Grant 8 (Brainbees Employee Stock Option Plan 2011)	167,570
Grant 9 (Brainbees Employee Stock Option Plan 2011)	95,699
Grant 10 (Brainbees Employee Stock Option Plan 2011)	855,965
Grant 11 (2019 Plan)	-
Grant 12 (Brainbees Employee Stock Option Plan 2011)	112,902
Grant 13 (BB ESOP 2022)	18,153,410
Grant 14 (BB ESOP 2022)	1,560,370
Grant 15 (BB ESOP 2022)	3,620,250
Grant 16 (Globalbees ESOP)*	27,553,675
Grant 17 (BB ESOP 2022)	463,959
Grant 18 (BB ESOP 2022)	50,750
Grant 19 (BB ESOP 2022)	286,042
Grant 20 (BB ESOP 2022)	12,875
Grant 21 (BB ESOP 2022)	182,695
Total share options	53,422,478

*in above case, employee has been granted 10,000 options for exercising one share as per the plan. Accordingly, for above 27,553,675 options, 2755 shares have been granted.

B. Measurement of fair values

Equity-settled share-based payment arrangements

The fair value of employee share options has been measured using Black-Scholes option pricing model.

The fair value of the options and the inputs used in the measurement of the grant-date fair values of the equity-settled share based payment plans are as follows:

March 31, 2024

Particulars	Grant 1	Grant 2	Grant 3	Grant 4	Grant 5
Fair value at grant date	9.29	25.08	33.47	74.37	74.37
Share price at grant date	9.29	25.08	33.47	74.40	74.40
Exercise price	2.32	6.27	8.36	7.44	7.44
Expected volatility (weighted average volatility)	251.00%	251.00%	251.00%	251.00%	251.00%
Expected life (expected weighted average life)	7.50	8.05	8.07	6.25	6.25
Expected dividends	-	-	-	-	-
Risk-free interest rate (based on government bonds)	8.30%	8.81%	8.81%	8.81%	8.81%

Particulars	Grant 6	Grant 7	Grant 8	Grant 9	Grant 10
Fair value at grant date	92.40	94.00	94.00	157.19	157.19
Share price at grant date	93.75	94.00	94.00	161.06	161.06
Exercise price	9.37	9.40	9.40	15.44	15.44
Expected volatility (weighted average volatility)	251.00%	251.00%	251.00%	112.25%	112.25%
Expected life (expected weighted average life)	7.53	6.53	6.53	7.25	7.25
Expected dividends	-	-	-	-	-
Risk-free interest rate (based on government bonds)	8.81%	8.81%	8.81%	6.60%	6.60%

Particulars	Grant 11	Grant 12	Grant 13	Grant 14	Grant 15
Fair value at grant date	157.19	257.48	279.71 - 258.78	279.90	279.90
Share price at grant date	161.06	280.87	281.58	281.58	281.58
Exercise price	2.00	28.09	2.00	2.00	2
Expected volatility (weighted average volatility)	112.25%	71.58%	68.38%	72.36%	72.36%
Expected life (expected weighted average life)	7.25	3.00	1.50	3.00	3.00
Expected dividends	-	-	-	-	-
Risk-free interest rate (based on government bonds)	6.60%	4.99%	4.44%	5.71%	5.71%

Particulars	Grant 16	Grant 17	Grant 18	Grant 19	Grant 20	Grant 21
Fair value at grant date	0.16 - 0.51	441.07	441.20	485.91 - 485.92	485.91	485.92
Share price at grant date	0.00	442.81	442.81	487.53	487.53	487.53
Exercise price	0.00	2.00	2.00	2.00	2.00	2.00
Expected volatility (weighted average volatility)	45.00%	57.45%	57.74%	51.64% - 52.19%	50.01%	49.21%
Expected life (expected weighted average life)	2.86 to 4.36	2.25	3.00	3.00	3.00	3.00
Expected dividends	-	-	-	-	-	-
Risk-free interest rate (based on government bonds)	6.72% - 6.74%	6.20%	7.06%	6.99% - 7.16%	7.05%	7.16%

32 Share based payments (continued)

The fair value of the options and the inputs used in the measurement of the grant-date fair values of the equity-settled share based payment plans are as follows:

March 31, 2023

Particulars	Grant 1	Grant 2	Grant 3	Grant 4	Grant 5
Fair value at grant date	9.29	25.08	33.47	74.37	74.37
Share price at grant date	9.29	25.08	33.47	74.40	74.40
Exercise price	2.32	6.27	8.36	7.44	7.44
Expected volatility (weighted average volatility)	251.00%	251.00%	251.00%	251.00%	251.00%
Expected life (expected weighted average life)	7.50	8.05	8.07	6.25	6.25
Expected dividends	-	-	-	-	-
Risk-free interest rate (based on government bonds)	8.30%	8.81%	8.81%	8.81%	8.81%

Particulars	Grant 6	Grant 7	Grant 8	Grant 9	Grant 10
Fair value at grant date	92.40	94.00	94.00	157.19	157.19
Share price at grant date	93.75	94.00	94.00	161.06	161.06
Exercise price	9.37	9.40	9.40	15.44	15.44
Expected volatility (weighted average volatility)	251.00%	251.00%	251.00%	112.25%	112.25%
Expected life (expected weighted average life)	7.53	6.53	6.53	7.25	7.25
Expected dividends	-	-	-	-	-
Risk-free interest rate (based on government bonds)	8.81%	8.81%	8.81%	6.60%	6.60%

Particulars	Grant 11	Grant 12	Grant 13	Grant 14	Grant 15
Fair value at grant date	157.19	257.48	279.71-258.78	279.90	279.90
Share price at grant date	161.06	280.87	281.58	281.58	281.58
Exercise price	2.00	28.09	2.00	2.00	2.00
Expected volatility (weighted average volatility)	112.25%	71.58%	68.38%	72.36%	72.36%
Expected life (expected weighted average life)	7.25	3.00	1.50	3.00	3.00
Expected dividends	-	-	-	-	-
Risk-free interest rate (based on government bonds)	6.60%	4.99%	4.44%	5.71%	5.71%

Particulars	Grant 16	Grant 17	Grant 18
Fair value at grant date	0.16 - 0.51	441.07	441.20
Share price at grant date	0.00	442.81	442.81
Exercise price	0.00	2.00	2.00
Expected volatility (weighted average volatility)	33.48% - 35.56%	57.45%	57.74%
Expected life (expected weighted average life)	4 to 5.5 years	2.25	3.00
Expected dividends	-	-	-
Risk-free interest rate (based on government bonds)	5.30% to 6.39%	6.20%	7.06%

March 31, 2022

Particulars	Grant 1	Grant 2	Grant 3	Grant 4	Grant 5
Fair value at grant date	9.29	25.08	33.47	74.37	74.37
Share price at grant date	9.29	25.08	33.47	74.40	74.40
Exercise price	2.32	6.27	8.36	7.44	7.44
Expected volatility (weighted average volatility)	251.00%	251.00%	251.00%	251.00%	251.00%
Expected life (expected weighted average life)	7.50	8.05	8.07	6.25	6.25
Expected dividends	-	-	-	-	-
Risk-free interest rate (based on government bonds)	8.30%	8.81%	8.81%	8.81%	8.81%

Particulars	Grant 6	Grant 7	Grant 8	Grant 9	Grant 10
Fair value at grant date	92.40	94.00	94.00	157.19	157.19
Share price at grant date	93.75	94.00	94.00	161.06	161.06
Exercise price	9.37	9.40	9.40	15.44	15.44
Expected volatility (weighted average volatility)	251.00%	251.00%	251.00%	112.25%	112.25%
Expected life (expected weighted average life)	7.53	6.53	6.53	7.25	7.25
Expected dividends	-	-	-	-	-
Risk-free interest rate (based on government bonds)	8.81%	8.81%	8.81%	6.60%	6.60%

Particulars	Grant 11	Grant 12	Grant 13	Grant 14	Grant 15
Fair value at grant date	157.19	257.48	279.71-258.78	279.90	279.90
Share price at grant date	161.06	280.87	281.58	281.58	281.58
Exercise price	2.00	28.09	2.00	2.00	2.00
Expected volatility (weighted average volatility)	112.25%	71.58%	68.38%	72.36%	72.36%
Expected life (expected weighted average life)	7.25	3.00	1.50	3.00	3.00
Expected dividends	-	-	-	-	-
Risk-free interest rate (based on government bonds)	6.60%	4.99%	4.44%	5.71%	5.71%

32 Share based payments (continued)

The fair value of the options and the inputs used in the measurement of the grant-date fair values of the equity-settled share based payment plans are as follows:

March 31, 2022

Particulars	Grant 16
Fair value at grant date	0.16 - 0.51
Share price at grant date	0.00
Exercise price	0.00
Expected volatility (weighted average volatility)	33.48% - 35.56%
Expected life (expected weighted average life)	4 to 5.5 years
Expected dividends	-
Risk-free interest rate (based on government bonds)	5.30% to 6.39%

C. Reconciliation of outstanding share options

The number and weighted-average exercise prices of share option under the share option plans are as follows:

31 March 2024

Particulars	Grant 1	Grant 2	Grant 3	Grant 4	Grant 5
Outstanding at April 1, 2023	-	-	85,153	149,073	2,825
Granted during the period	-	-	-	-	-
Forfeited during the period	-	-	-	-	-
Cancelled during the period	-	-	-	-	-
Exercised during the period	-	-	-	-	-
Outstanding at March 31, 2024	-	-	85,153	149,073	2,825
Exercisable at March 31, 2024	-	-	85,153	149,073	2,825

Particulars	Grant 6	Grant 7	Grant 8	Grant 9	Grant 10
Outstanding at April 1, 2023	3,465	65,800	167,570	95,699	874,950
Granted during the period	-	-	-	-	-
Forfeited during the period	-	-	-	-	(18,985)
Cancelled during the period	-	-	-	-	-
Exercised during the period	-	-	-	-	-
Outstanding at March 31, 2024	3,465	65,800	167,570	95,699	855,965
Exercisable at March 31, 2024	3,465	65,800	167,570	95,699	849,366

Particulars	Grant 11	Grant 12	Grant 13	Grant 14	Grant 15
Outstanding at April 1, 2023	-	117,902	18,153,410	1,602,925	3,695,225
Granted during the period	-	-	-	-	-
Forfeited during the period	-	(5,000)	-	(42,555)	(74,975)
Cancelled during the period	-	-	-	-	-
Exercised during the period	-	-	-	-	-
Outstanding at March 31, 2024	-	112,902	18,153,410	1,560,370	3,620,250
Exercisable at March 31, 2024	-	87,736	-	1,174,013	2,399,956

Particulars	Grant 16	Grant 17	Grant 18	Grant 19	Grant 20	Grant 21
Outstanding at April 1, 2023	31,975,975	464,898	53,750	-	-	-
Granted during the period	1,871,400	-	-	319,766	15,875	192,583
Forfeited during the period	(6,293,700)	(939)	(3,000)	(33,725)	(3,000)	(9,888)
Cancelled during the period	-	-	-	-	-	-
Exercised during the period	-	-	-	-	-	-
Outstanding at March 31, 2024	27,553,675	463,959	50,750	286,042	12,875	182,695
Exercisable at March 31, 2024	12,915,242	221,261	12,688	71,260	-	-

31 March 2023

Particulars	Grant 1	Grant 2	Grant 3	Grant 4	Grant 5
Outstanding at April 1, 2022	255,765	-	135,180	162,390	2,825
Granted during the year	-	-	-	-	-
Forfeited during the year	-	-	-	-	-
Cancelled during the year	-	-	-	-	-
Exercised during the year	(255,765)	-	(50,028)	(13,317)	-
Outstanding at March 31, 2023	-	-	85,153	149,072	2,825
Exercisable at March 31, 2023	-	-	34,061	59,629	1,130

Particulars	Grant 6	Grant 7	Grant 8	Grant 9	Grant 10
Outstanding at April 1, 2022	3,465	65,800	167,570	95,699	897,700
Granted during the year	-	-	-	-	-
Forfeited during the year	-	-	-	-	(22,750)
Cancelled during the year	-	-	-	-	-
Exercised during the year	-	-	-	-	-
Outstanding at March 31, 2023	3,465	65,800	167,570	95,699	874,950
Exercisable at March 31, 2023	1,386	26,320	67,028	22,627	243,509

32 Share based payments (continued)

31 March 2023

Particulars	Grant 11	Grant 12	Grant 13	Grant 14	Grant 15
Outstanding at April 1, 2022	-	122,590	18,153,410	1,723,870	3,783,353
Granted during the year	-	-	-	-	-
Forfeited during the year	-	(4,688)	-	(120,945)	(88,128)
Cancelled during the year	-	-	-	-	-
Exercised during the year	-	-	-	-	-
Outstanding at March 31, 2023	-	117,902	18,153,410	1,602,925	3,695,225
Exercisable at March 31, 2023	-	25,028	-	413,688	332,849

Particulars	Grant 16	Grant 17	Grant 18
Outstanding at April 1, 2022	28,082,900	-	-
Granted during the year	5,207,000	466,148	53,750
Forfeited during the year	(1,313,925)	(1,250)	-
Cancelled during the year	-	-	-
Exercised during the year	-	-	-
Outstanding at March 31, 2023	31,975,975	464,898	53,750
Exercisable at March 31, 2023	6,982,400	-	-

31 March 2022

Particulars	Grant 1	Grant 2	Grant 3	Grant 4	Grant 5
Outstanding at 1 April 2021	409,450	638,400	620,350	1,748,000	251,750
Granted during the period	-	-	-	-	-
Forfeited during the period	-	-	-	-	-
Cancelled during the year	(153,685)	(638,400)	(477,710)	(1,371,052)	(243,412)
Exercised during the period	-	-	(7,460)	(214,558)	(5,513)
Outstanding at March 31, 2022	255,765	-	135,180	162,390	2,825
Exercisable at March 31, 2022	255,765	-	135,180	162,390	2,825

Particulars	Grant 6	Grant 7	Grant 8	Grant 9	Grant 10
Outstanding at April 1, 2021	28,500	285,000	1,387,375	205,100	1,128,460
Granted during the year	-	-	-	-	-
Forfeited during the year	-	-	-	(48,575)	(16,063)
Cancelled during the year	(25,035)	(121,625)	(112,690)	(20,820)	(98,872)
Exercised during the year	-	(97,575)	(1,107,115)	(40,006)	(115,825)
Outstanding at March 31, 2022	3,465	65,800	167,570	95,699	897,700
Exercisable at March 31, 2022	3,465	65,800	139,070	17,436	342,595

Particulars	Grant 11	Grant 12	Grant 13	Grant 14	Grant 15
Outstanding at April 1, 2021	2,454,091	-	-	-	-
Granted during the year	-	150,115	18,153,410	1,728,870	3,796,748
Forfeited during the year	(78,498)	(27,525)	-	(5,000)	(13,395)
Cancelled during the year	(1,909,976)	-	-	-	-
Exercised during the year	(465,618)	-	-	-	-
Outstanding at March 31, 2022	-	122,590	18,153,410	1,723,870	3,783,353
Exercisable at March 31, 2022	-	29,228	-	-	-

Particulars	Grant 16
Outstanding at April 1, 2021	-
Granted during the year	28,082,900
Forfeited during the year	-
Cancelled during the year	-
Exercised during the year	-
Outstanding at March 31, 2022	28,082,900
Exercisable at March 31, 2022	-

Weighted average exercise price for:

Particulars	March 31, 2024	March 31, 2024 (Grant 16)	March 31, 2023	March 31, 2023 (Grant 16)	March 31, 2022	March 31, 2022 (Grant 16)
Outstanding as at the beginning of the year	2.75	0.00	2.79	0.00	6.08	-
Granted during the year	2.00	0.00	2.00	0.00	2.16	0.00
Forfeited during the year	4.01	0.00	3.80	0.00	10.39	-
Cancelled during the year	-	-	-	-	5.50	-
Exercised during the year	-	-	3.48	-	7.97	-
Outstanding at the end of the year	2.73	0.00	2.75	0.00	2.79	0.00
Exercisable at end of the year	5.36	0.00	6.46	0.00	9.79	0.00

Brainbees Solutions Limited (formerly known as Brainbees Solutions Private Limited)
Annexure VI - Notes to the restated consolidated financial information
(All amounts in Rupees million, unless otherwise stated)

32 Share based payments (continued)

Note:

During the year ended March 31, 2022, the company has cancelled 35,01,987 ESOPs at the fair value Rs. 280.87 per option. The total consideration paid for relinquishment of these vested options was Rs. 958.47 million. Out of the total amount Rs. 231.50 million has been adjusted against Share Options Outstanding Reserve and balance amount of Rs. 726.97 million has been adjusted against Retained earnings.

The disclosure for year ended March 31, 2022, have been restated in accordance with impact of sub-division of shares of Rs. 5 each to Rs. 2 each.

33 Fair value measurements

A Accounting classifications and fair values

Fair value of cash and short-term deposits, trade and other short term receivables, trade payables and other current financial liabilities approximates their carrying amounts largely due to short term maturities of these instruments. The carrying amount of borrowings is a reasonable approximation of its fair value or amortised cost.

The following table shows carrying amount and fair values of financial assets and financial liabilities, including their levels in the fair value hierarchy:

As at March 31, 2024

Particulars	Carrying amount	Amortised Cost	Fair value		
			Level 1	Level 2	Level 3
Financial assets					
Security deposits	557.15	557.15	-	-	-
Bank deposits	111.14	111.14	-	-	-
Investments	50.15	50.08	0.07	-	-
Trade receivables	2,184.07	2,184.07	-	-	-
Cash and cash equivalents	3,616.96	3,616.96	-	-	-
Other bank balances	3,120.91	3,120.91	-	-	-
Loans	360.82	360.82	-	-	-
Other financial assets	1,069.82	1,069.82	-	-	-
Total financial assets	11,071.02	11,070.95	0.07	-	-
Financial liabilities					
Borrowings	4,627.22	4,627.22	-	-	-
Lease liability	9,598.25	9,598.25	-	-	-
Trade payables	9,079.46	9,079.46	-	-	-
Other non-current financial liabilities	7,085.52	7,085.52	-	-	-
Other current financial liabilities	1,268.23	1,268.23	-	-	-
Total financial liabilities	31,658.68	31,658.68	-	-	-

As at March 31, 2023

Particulars	Carrying amount	Amortised Cost	Fair value		
			Level 1	Level 2	Level 3
Financial assets					
Security deposits	375.04	375.04	-	-	-
Bank deposits	337.61	337.61	-	-	-
Investments	0.12	-	0.04	-	0.08
Trade receivables	2,251.30	2,251.30	-	-	-
Cash and cash equivalents	2,593.51	2,593.51	-	-	-
Other bank balances	9,200.15	9,200.15	-	-	-
Loans	390.77	390.77	-	-	-
Other financial assets	309.19	309.19	-	-	-
Total financial assets	15,457.69	15,457.58	0.04	-	0.08
Financial liabilities					
Borrowings	1,764.74	1,764.74	-	-	-
Lease liability	7,226.35	7,226.35	-	-	-
Trade payables	7,378.71	7,378.71	-	-	-
Other non-current financial liabilities	6,819.48	6,819.48	-	-	-
Other current financial liabilities	1,159.86	1,159.86	-	-	-
Total financial liabilities	24,349.14	24,349.14	-	-	-

As at March 31, 2022

Particulars	Carrying amount	Amortised Cost	Fair value		
			Level 1	Level 2	Level 3
Financial assets					
Security deposits	262.30	262.30	-	-	-
Bank deposits	1.38	1.38	-	-	-
Investments	0.04	-	0.04	-	-
Trade receivables	2,179.82	2,179.82	-	-	-
Cash and cash equivalents	4,048.69	4,048.69	-	-	-
Other bank balances	18,633.10	18,633.10	-	-	-
Loans	106.96	106.96	-	-	-
Other financial assets	186.88	186.88	-	-	-
Total financial assets	25,419.17	25,419.13	0.04	-	-

33 Fair value measurements (continued)

As at March 31, 2022

Particulars	Carrying amount	Amortised Cost	Fair value		
			Level 1	Level 2	Level 3
Financial liabilities					
Borrowings	901.62	901.62	-	-	-
Lease liability	3,191.92	3,191.92	-	-	-
Trade payables	5,289.14	5,289.14	-	-	-
Other non-current financial liabilities	4,844.22	4,844.22	-	-	-
Other current financial liabilities	2,117.76	2,117.76	-	-	-
Total financial liabilities	16,344.66	16,344.66	-	-	-

The fair value of financial instruments as referred to in note above have been classified into three categories depending on the inputs used in the valuation technique. The hierarchy gives the highest priority to quoted prices in active markets for identical assets or liabilities (Level 1 measurements) and lowest priority to unobservable inputs (Level 3 measurements).

There are no transfers in either direction during the years ended March 31, 2024, March 31, 2023 and March 31, 2022

34 Related party transactions

A) Name of the related parties and nature of relationship

(i) where control exists :

Wholly owned subsidiaries

- 1 Intellibeas Solutions Private Limited (formerly known as Lightning bolt Logistics Private Limited)
- 2 Firstcry Management DWC - LLC
- 3 Shenzhen Starbees Services Ltd
- 4 Joybees Private Limited
- 5 Digital Age Retail Private Limited

Other Subsidiaries

- 1 Swara Baby Products Private Limited
- 2 Firmroots Private Limited
- 3 Solis Hygiene Private Limited
- 4 Globalbees Brands Private Limited

Step down subsidiaries

- 1 Firstcry Retail DWC - LLC
- 2 Firstcry Trading Company
- 3 Firstcry General Trading LLC
- 4 Merhaki Foods and Nutrition Private Limited
- 5 Maxinique Solutions Private Limited
- 6 Better and Brighter Homecare Private Limited
- 7 Eyezen Technologies Private Limited
- 8 Cloud Lifestyle Private Limited
- 9 HealthyHey Foods LLP
- 10 Butternut Ventures Private Limited
- 11 Dynamic IT Solution Private Limited
- 12 Kubermart Private Limited
- 13 Mush Textiles Private Limited
- 14 Globalbees Brands DWC LLC
- 15 HS Fitness Private Limited
- 16 DF Pharmacy Limited
- 17 Candes Technology Private Limited
- 18 Solarista Renewables Private Limited
- 19 Encasa Homes Private Limited
- 20 Frootle India Private Limited
- 21 Prayosha Expo Private Limited
- 22 Wellspire India Private Limited
- 23 Plantex E-Commerce Private Limited
- 24 JW Brands Private Limited
- 25 Kitchenopedia Appliances Private Limited
- 26 Swara Hygiene Private Limited

Other Entities where control exists

- 1 Edubees Educational Trust
- 2 Brainbees ESOP Trust

B) Other Related Parties:

i. Entities having significant influence

- 1 SVF Frog (Cayman) Limited (Refer Note 11(a))
- 2 Mahindra Retail Limited (formerly Mahindra Retail Private Limited) which has amalgamated with Mahindra & Mahindra Limited pursuant to an order dated April 29, 2022 passed by National Company Law Tribunal ('NCLT')

Brainbees Solutions Limited (formerly known as Brainbees Solutions Private Limited)
Annexure VI - Notes to the restated consolidated financial information
(All amounts in Rupees million, unless otherwise stated)

34 Related party transactions (continued)

B) Other Related Parties:

ii. Key management personnel

- 1 Mr. Supam Maheshwari - Managing Director & Chief Executive Officer
- 2 Mr. Amitava Saha - Non-executive Director (till December 26, 2023)
- 3 Mr. Zhooben Dossabhoy Bhiwandiwalla - Non-executive Director (till April 12, 2023)
- 4 Mr. Paul Alexander Davison - Non-executive Director
- 5 Mr. Munish Ravinder Varma - Non-executive Director (w.e.f January 21, 2019 till January 12, 2022)
- 6 Mr. Amit Gupta - Non-executive Director (till December 26, 2023)
- 7 Mr. Akshay Tanna - Non-executive Director (as additional Non-executive director w.e.f March 17, 2021, re-appointed as Non-executive Director September 29, 2021 till May 24, 2023)
- 8 Mr. Atul Gupta - Non-executive Director (as additional Non-executive director w.e.f June 03, 2021 and re-appointed as Non-executive Director w.e.f September 29, 2021 till December 26, 2023)
- 9 Mr. Vikas Agnihotri - Non-executive Director (as additional Non-executive director w.e.f January 12, 2022, re-appointed as Non-executive Director w.e.f August 29, 2022 till December 26, 2023)
- 10 Ms. Bala C Deshpande - Non executive & Independent Director (as additional Non executive & Independent Director w.e.f. May 02, 2022, re - appointed as Non executive & Independent Director w.e.f August 29, 2022)
- 11 Mr. Gopalakrishnan Jagadeeswaran - Non executive & Independent Director (as additional Non executive & Independent Director w.e.f. May 02, 2022, re - appointed as Non executive & Independent Director w.e.f August 29, 2022)
- 12 Mr. Neeraj Sagar - Non executive & Independent Director (as additional Non executive & Independent Director w.e.f. April 22, 2022 and re-appointed as Non executive & Independent Director w.e.f August 29, 2022)
- 13 Mr. Sanket Hattimattur - Executive Director & Chief of Staff (as additional Executive Director w.e.f. May 05, 2022, re-appointed as Executive Director w.e.f August 29, 2022 till May 04, 2027 & again re-appointed on September 29, 2023)
- 14 Ms. Sujata Vilas Bogawat - Non executive & Independent Director (as additional Non executive & Independent Director w.e.f. May 02, 2022, re-appointed as Non executive & Independent Director w.e.f August 29, 2022)
- 15 Mr. Puneet Renjhen - Non-executive Director (as additional Non-executive director w.e.f April 24, 2023, reappointed as Non executive director w.e.f September 29, 2023 till December 26, 2023)
- 16 Mr. Simit Batra - Non-executive Director (as additional Non-executive director w.e.f May 25, 2023, reappointed as Non executive director w.e.f September 29, 2023 till December 26, 2023)
- 17 Mr. Gautam Sharma - Chief Financial Officer
- 18 Ms. Samantha Rego - Company Secretary (w.e.f August 28, 2019 till October 3, 2022)
- 19 Ms. Neelam Jethani - Company Secretary and Compliance Officer (w.e.f. December 16, 2022)

I Related Party transaction post elimination

Particulars	March 31, 2024	March 31, 2023	March 31, 2022
Remuneration to Key management personnel*			
Short-term employee benefits and share-based payment			
Mr. Supam Maheshwari	1,038.54	2,007.31	291.99
Mr. Sanket Hatimattur (w.e.f May 5, 2022)	113.22	185.72	-
Mr. Gautam Sharma	21.60	47.54	107.03
Ms. Samantha Rego (from August 01, 2019 to October 3, 2022)	-	1.30	3.17
Ms. Neelam Jethani (w.e.f December 16, 2022)	3.77	0.99	-
Remuneration and Sitting Fees to Independent Directors			
Mr. Gopalakrishnan Jagadeeswaran	0.67	-	-
Mrs. Bala C Deshpande	0.51	-	-
Mr. Neeraj Sagar	0.62	-	-
Mrs. Sujata Vilas Bogawat	0.40	-	-
Transactions with Key management personnel			
Loan to Mr. Gautam Sharma	-	75.58	-
Interest Income on loan to Mr. Gautam Sharma	7.39	1.09	-
Entities having significant influence			
Mahindra Retail Limited (formerly Mahindra Retail Private Limited) which has amalgamated with Mahindra & Mahindra Limited pursuant to an order dated April 29, 2022 passed by National Company Law Tribunal ('NCLT')			
B) Sale of Products	-	-	-

*Remuneration to key management personnel includes short term employment benefits, Share based payments accrual and excludes provisions for gratuity, compensated absences and other long term employment benefit which have been actuarially determined and the amounts pertaining to the KMP are not material.

Brainbees Solutions Limited (formerly known as Brainbees Solutions Private Limited)
Annexure VI - Notes to the restated consolidated financial information
(All amounts in Rupees million, unless otherwise stated)

34 Related party transactions (continued)

ii Outstanding balances with related parties

Particulars	March 31, 2024	March 31, 2023	March 31, 2022
Balances outstanding with Key Management Personnel			
Loan to Mr. Gautam Sharma	84.06	76.68	-
Mahindra Retail Limited (formerly Mahindra Retail Private Limited) which has amalgamated with Mahindra & Mahindra Limited pursuant to an order dated April 29, 2022 passed by National Company Law Tribunal ('NCLT') Receivable/(Advance) for sale of products	3.45	3.45	(13.14)

All transactions with these related parties are priced on an arm's length basis.

iii Related Party transaction prior to elimination (As per Schedule VI (Para 11(i)(A)(i)(g)) of ICDR Regulations)

The following are the details of the transactions and balances eliminated during the Year ended March 31, 2024, March 31, 2023 and March 31, 2022.

(i) Brainbees Solutions Limited (formerly known as Brainbees Solutions Private Limited)

(a) Transactions with related parties

Particulars	Year ended March 31, 2024	Year ended March 31, 2023	Year ended March 31, 2022
Wholly owned subsidiaries			
Firstcry Management DWC LLC			
A) Investment made	1,922.62	2,013.74	569.13
B) Share based payments	5.14	31.29	11.68
C) Cost charge back	7.50	-	-
Shenzhen Starbees Services Ltd			
A) Professional fees paid	0.08	8.12	41.91
B) Share based payments	-	-	(4.49)
Digital Age Retail Private Limited			
A) Sale of trading goods	12,424.47	7,919.48	-
B) Rent Income	494.44	325.20	-
C) License Fees	12.80	12.80	-
D) Investment made	-	2,006.25	-
E) Share based payments	49.50	133.59	-
F) Purchase of Traded Goods	2,465.48	3,091.31	-
G) Cross Charge	287.03	252.13	-
Joybees Private Limited			
A) Investment made	-	-	0.10
Step down subsidiaries and other entities			
Firstcry Retail DWC - LLC			
A) Sale of trading goods	478.81	242.13	188.22
B) Service Income	73.82	64.11	69.96
C) Cost charge back	0.44	2.27	2.32
D) Share based payments	23.10	25.23	6.67
E) Royalty Income	148.15	119.35	93.06
Firstcry Trading Company			
A) Sale of trading goods	136.33	87.43	-
B) Service Income	73.82	64.37	-
C) Cost charge back	0.98	2.41	-
D) Royalty Income	54.07	-	-
E) Share based payments	50.32	-	-
Edubees Educational Trust			
A) Security Deposit Paid	-	-	12.50
B) Royalty Income	4.17	3.19	5.99
C) Sale of student kits	2.97	6.43	4.06
Brainbees ESOP Trust			
A) Loans Given	3,631.60	-	51.81
B) Shares Issued	3,631.60	-	51.81
Firmroots Private Limited			
A) Purchase of Traded Goods	-	-	0.52
B) Internet Display Charges	7.20	8.01	-
C) Rent Paid	0.05	0.05	0.03
D) Rent Received	0.01	0.01	-

Brainbees Solutions Limited (formerly known as Brainbees Solutions Private Limited)
Annexure VI - Notes to the restated consolidated financial information
(All amounts in Rupees million, unless otherwise stated)

34 Related party transactions (continued)

iii Related Party transaction prior to elimination (As per Schedule VI (Para 11(I)(A)(i)(g)) of ICDR Regulations)

Particulars	Year ended March 31, 2024	Year ended March 31, 2023	Year ended March 31, 2022
Swara Baby Products Private Limited			
A) Purchase of Traded Goods	1,944.26	2,065.71	1,039.99
B) Interest Income	32.75	21.80	2.09
C) Loan Given	50.00	400.00	-
Swara Hygiene Private Limited			
A) Interest Income	24.54	-	-
B) Loan Given	500.00	-	-
Solis Hygiene Private Limited			
A) Investment Made	-	-	173.61
B) Purchase of Traded Goods	87.89	15.41	-
Globalbees Brands Private Limited			
A) Investment Made	-	-	6,202.22
B) Sublease Rent Income	-	0.05	0.07
C) Internet Display Charges	-	0.10	0.11
D) Cost charge back	3.52	0.13	-
Maxinique Solutions Private Limited			
A) Internet Display Charges	-	-	0.05
Merhaki Foods and Nutrition Private Limited			
A) Internet Display Charges	-	0.76	-
B) Miscellaneous income	0.58	-	-
C) Sublease Rent Income	1.80	-	-
Prayosha Expo Private Limited			
A) Purchase of traded goods	0.27	0.32	-

(b) Outstanding balances with related parties

Particulars	As at March 31, 2024	As at March 31, 2023	As at March 31, 2022
Firstcry Management DWC LLC			
Payable for cost charge back	7.50	-	-
Shenzhen Starbees Services Ltd			
Payable for professional services	-	1.52	11.41
Digital Age Retail Private Limited			
Receivable for sale of goods and services	5,932.85	3,731.76	-
Security Deposit receivable	2.71	2.71	-
Firstcry Retail DWC - LLC			
Receivable for sale of goods	321.24	118.07	79.65
Receivable for Service charge	74.38	64.11	69.96
Receivable for cost charge back	0.44	2.01	2.32
Receivable for Royalty Income	148.15	119.35	93.06
Firstcry Trading Company			
Receivable for sale of goods	36.08	26.84	-
Receivable for Service charge	138.19	64.37	-
Receivable for cost charge back	0.95	2.41	-
Receivable for Royalty Income	54.07	-	-
Edubees Educational Trust			
Receivable towards security deposit	37.50	37.50	37.50
Receivable towards sale of services and goods	29.03	22.15	12.99
Firmroots Private Limited			
Receivable towards sale of services	1.20	5.05	0.59
Receivable towards rent	0.01	0.01	-
Payable for purchase of goods	-	-	0.52
Payable towards Rent	0.01	0.02	0.03
Globalbees Brands Private Limited			
Receivable for Services	-	0.04	0.21
Security Deposit Payable	0.02	0.02	0.02
Receivable towards sublease rent income	0.15	0.14	-
Payable for cost charge back	3.80	-	-
Maxinique Solutions Private Limited			
Receivable from Services	-	0.06	0.06

Brainbees Solutions Limited (formerly known as Brainbees Solutions Private Limited)
Annexure VI - Notes to the restated consolidated financial information
(All amounts in Rupees million, unless otherwise stated)

34 Related party transactions (continued)

iii Related Party transaction prior to elimination (As per Schedule VI (Para 11(I)(A)(i)(g)) of ICDR Regulations)

Particulars	As at March 31, 2024	As at March 31, 2023	As at March 31, 2022
Merhaki Foods and Nutrition Private Limited			
Receivable from Services	0.46	0.00	-
Swara Baby Products Private Limited			
Advance/(Payable) given towards purchase of goods	91.46	51.06	297.40
Loan given	450.00	400.00	-
Interest receivable	13.98	-	1.47
Solis Hygiene Private Limited			
Payable for purchase of goods	9.24	1.24	-
Swara Hygiene Private Limited			
Advance given towards purchase of goods	-	60.00	-
Interest receivable	24.54	-	-
Loan given	500.00	-	-
Intellibeas Solutions Private Limited			
Capital advance	1.50	-	-
Brainbees ESOP Trust			
Loan given	3,683.41	51.81	51.81

(ii) Firstcry Management DWC LLC

(a) Transactions with related parties

Particulars	Year ended March 31, 2024	Year ended March 31, 2023	Year ended March 31, 2022
Holding Company			
Brainbees Solutions Limited (formerly Brainbees Solutions Private Limited)			
A) Equity Contribution from Parent	1,922.62	2,013.74	569.13
B) Share based payments	5.14	31.29	11.68
C) Cost charge back	7.50	-	-
Other Group Companies			
Firstcry Trading Company			
A) Investment Made	1,322.89	1,498.33	-
Firstcry Retail DWC - LLC			
A) Investment Made	589.87	532.52	566.91
B) Service Income	29.93	48.02	37.72
Firstcry General Trading LLC			
A) Service Income	7.48	12.00	9.43

(b) Outstanding balances with related parties

Particulars	As at March 31, 2024	As at March 31, 2023	As at March 31, 2022
Brainbees Solutions Limited (formerly Brainbees Solutions Private Limited)			
Receivable/ (Payable)	7.50	-	-
Firstcry Retail DWC - LLC			
Receivable/ (Payable) for sale of services	27.13	13.57	41.22
Firstcry General Trading LLC			
Receivable/ (Payable)	22.63	(10.62)	(70.77)

(iii) Shenzhen Starbees Services Ltd

(a) Transactions with related parties

Particulars	Year ended March 31, 2024	Year ended March 31, 2023	Year ended March 31, 2022
Holding Company			
Brainbees Solutions Limited (formerly Brainbees Solutions Private Limited)			
A) Professional fees received	0.08	8.12	41.91
B) Share based payments	-	-	(4.49)

Brainbees Solutions Limited (formerly known as Brainbees Solutions Private Limited)
Annexure VI - Notes to the restated consolidated financial information
(All amounts in Rupees million, unless otherwise stated)

34 Related party transactions (continued)

iii Related Party transaction prior to elimination (As per Schedule VI (Para 11(i)(A)(i)(g)) of ICDR Regulations)

Particulars	Year ended March 31, 2024	Year ended March 31, 2023	Year ended March 31, 2022
Other Group Companies			
Firstcry Retail DWC - LLC			
A) Professional fees received	10.79	6.82	9.62
Firstcry Trading Company			
A) Professional fees received	0.76	-	-
Globalbees Brands Private Limited			
A) Professional fees received	-	15.25	0.48
Merhaki Foods and Nutrition Private Limited			
A) Professional fees received	16.92	-	-
Digital Age Retail Private Limited			
A) Professional fees received	28.63	22.27	-

(b) Outstanding balances with related parties

Particulars	As at March 31, 2024	As at March 31, 2023	As at March 31, 2022
Brainbees Solutions Limited (formerly Brainbees Solutions Private Limited)			
Receivable / (payable) for professional services	-	1.52	11.41
Firstcry Retail DWC - LLC			
Receivable / (payable) for professional services	1.76	(0.41)	0.39
Firstcry Trading Company			
Receivable / (payable) for professional services	0.78	-	-
Globalbees Brands Private Limited			
Receivable / (payable) for professional services	-	4.98	0.50
Merhaki Foods and Nutrition Private Limited			
Receivable / (payable) for professional services	3.30	-	-
Digital Age Retail Private Limited			
Receivable / (payable) for professional services	8.56	6.47	-

(iv) Edubees Educational Trust

(a) Transactions with related parties

Particulars	Year ended March 31, 2024	Year ended March 31, 2023	Year ended March 31, 2022
Holding Company			
Brainbees Solutions Limited (formerly Brainbees Solutions Private Limited)			
A) Security Deposit Received	-	-	12.50
B) Royalty expense	4.17	3.19	5.99
C) Purchase of student kits	2.97	6.43	4.06

(b) Outstanding balances with related parties

Particulars	As at March 31, 2024	As at March 31, 2023	As at March 31, 2022
Brainbees Solutions Limited (formerly Brainbees Solutions Private Limited)			
Payable towards security deposit	37.50	37.50	37.50
Payable towards sale of services and goods	29.03	22.15	12.99

(v) Globalbees Brands Private Limited

(a) Transactions with related parties

Particulars	Year ended March 31, 2024	Year ended March 31, 2023	Year ended March 31, 2022
Holding Company			
Brainbees Solutions Limited (formerly Brainbees Solutions Private Limited)			
A) Investment Received	-	-	6,202.22
B) Sublease Rent Expense	-	0.05	0.07
C) Internet Display Charges	-	0.10	0.11
D) Cost charge back	3.52	0.13	-

Brainbees Solutions Limited (formerly known as Brainbees Solutions Private Limited)
Annexure VI - Notes to the restated consolidated financial information
(All amounts in Rupees million, unless otherwise stated)

34 Related party transactions (continued)

iii Related Party transaction prior to elimination (As per Schedule VI (Para 11(I)(A)(i)(g)) of ICDR Regulations)

Particulars	Year ended March 31, 2024	Year ended March 31, 2023	Year ended March 31, 2022
Other Group Companies			
Shenzhen Starbees Services Ltd			
Professional Service Fees	-	15.25	0.48
Digital Age Retail Private Limited			
Handling charges outward expense	6.25	10.66	-
Cost charge back	0.12	-	-
Merhaki Foods and Nutrition Private Limited			
Purchase of Raw Material	-	6.82	-
Sale of Raw Material	11.15	38.34	5.85
Interest income	48.16	21.71	1.30
Business Enablement Fees Income	35.38	94.70	-
Loan Given	500.00	300.00	1.00
Repayment of Loan	800.00	-	1.00
Business support fees	26.44	-	-
Interest Income on Debentures	2.80	-	-
Cross charge of Expense	2.88	-	-
Investment made	1,000.00	-	-
Maxinique Solutions Private Limited			
Purchase of Raw Material	-	0.07	0.33
Interest income	0.02	0.02	0.01
HealthyHey Foods LLP			
Interest income	1.43	1.43	0.40
Loan Given	-	-	10.24
Miscellaneous income	0.00	-	-
Cloud Lifestyle Private Limited			
Interest income	2.20	2.20	0.42
Loan Given	-	-	15.72
Purchase of Raw Material	-	-	0.01
Kuber Mart Industries Private Limited			
Interest income	-	3.26	-
Loan Given	-	100.00	-
Repayment of Loan	-	100.00	-
Mush Textile Private Limited			
Purchase of Raw Material	-	0.13	-
Interest income	2.13	1.65	-
Loan Given	-	15.20	-
HS Fitness Private Limited			
Interest income	9.10	9.10	1.57
Loan Given	-	-	65.00
Solarista Renewables Private Limited			
Purchase of Raw Material	-	0.55	-
Interest income	8.40	4.67	-
Loan Given	-	60.00	-
Encasa Homes Private Limited			
Interest income	2.10	1.52	-
Loan Given	-	15.00	-
Business support fees	0.05	-	-
Investment made	48.99	-	-
Frootle India Private Limited			
Purchase of Raw Material	-	0.41	-
Plantex E Commerce Private Limited			
Interest income	9.80	5.53	-
Loan Given	-	70.00	-
Candes Technology Private Limited			
Purchase of Raw Material	-	0.00	-
Interest income	-	0.72	-
Loan Given	-	40.00	-
Repayment of Loan	-	40.00	-
Butternut Ventures Private Limited			
Purchase of Raw Material	-	0.10	-

Brainbees Solutions Limited (formerly known as Brainbees Solutions Private Limited)
Annexure VI - Notes to the restated consolidated financial information
(All amounts in Rupees million, unless otherwise stated)

34 Related party transactions (continued)

iii Related Party transaction prior to elimination (As per Schedule VI (Para 11(I)(A)(i)(g)) of ICDR Regulations)

Particulars	Year ended March 31, 2024	Year ended March 31, 2023	Year ended March 31, 2022
JW Brands Private Limited			
Investment made	35.09	-	-
Better & Brighter Homecare Private Limited			
Purchase of Raw Material	-	0.16	0.04
Eyezen Technologies Private Limited			
Sale of Raw Material	-	0.55	-
Purchase of Raw Material	-	-	0.28
Dynamic IT Solutions Private Limited			
Purchase of Raw Material	-	0.03	0.17
Sale of Raw Material	-	23.35	-
DF Pharmacy Limited			
Interest income	-	-	0.01
Investment made	1,708.15	-	-

(b) Outstanding balances with related parties

Particulars	As at March 31, 2024	As at March 31, 2023	As at March 31, 2022
Brainbees Solutions Limited (formerly Brainbees Solutions Private Limited)			
Payable for Services	-	0.04	0.21
Security Deposit Receivable	0.02	0.02	0.02
Payable towards sublease rent expense	0.15	0.14	-
Receivable for cost charge back	3.52	-	-
Other Group Companies			
Shenzhen Starbees Services Ltd			
Payable for Services	-	4.98	0.50
Merhaki Foods and Nutrition Private Limited			
Receivable for sale of goods	217.81	42.25	6.82
Debentures outstanding (NCD) - Asset	20.00	20.00	20.00
Accrued Interest on Debentures (Income)	2.52	-	1.17
Accrued Interest on Loan (Asset)	8.34	-	-
Loan Given	-	300.00	-
Unbilled Revenue	11.46	94.70	-
Better & Brighter Homecare Private Limited			
Payable	0.19	-	0.05
Debentures outstanding (CCD) - Asset	-	20.00	20.00
Cloud Lifestyle Private Limited			
Receivable for sale of goods	-	0.47	-
Accrued Interest on Loan (Asset)	4.34	2.36	0.37
Loan Given	15.72	15.72	15.72
Payable	-	-	0.01
Mush Textile Private Limited			
Loan Given	15.20	15.20	-
Accrued Interest on Loan (Asset)	3.40	1.48	-
HS Fitness Private Limited			
Receivable for sale of goods	0.43	0.47	-
Accrued Interest on Loan (Asset)	17.79	9.60	1.41
Loan Given	65.00	65.00	65.00
Butternut Ventures Private Limited			
Payable	0.11	-	-
Maxinique Solutions Private Limited			
Debentures outstanding (CCD)-Asset	150.00	150.00	150.00
Accrued Interest on Debentures (Income)	0.01	-	0.01
Payable	-	0.08	0.38
HealthyHey Foods LLP			
Loan Given	10.24	10.24	10.24
Accrued Interest on Loan (Asset)	2.94	1.65	0.36

Brainbees Solutions Limited (formerly known as Brainbees Solutions Private Limited)
Annexure VI - Notes to the restated consolidated financial information
(All amounts in Rupees million, unless otherwise stated)

34 Related party transactions (continued)

iii Related Party transaction prior to elimination (As per Schedule VI (Para 11(I)(A)(i)(g)) of ICDR Regulations)

Particulars	As at March 31, 2024	As at March 31, 2023	As at March 31, 2022
Kuber Mart Industries Private Limited			
Unbilled Revenue	-	48.06	-
DF Pharmacy Limited			
Receivable for sale of goods	0.04	0.04	-
Debentures outstanding (CCD)-Asset	-	100.00	100.00
Accrued Interest on Debentures (Income)	0.01	0.01	0.01
Debentures Converted to Investment	1,708.15	-	-
Solarista Renewables Private Limited			
Loan Given	60.00	60.00	-
Accrued Interest on Loan (Asset)	11.76	4.20	-
Encasa Homes Private Limited			
Loan Given	15.00	15.00	-
Receivable for sale of goods	0.01	0.41	-
Accrued Interest on Loan (Asset)	3.26	1.37	-
Frootle India Private Limited			
Receivable for sale of goods	-	68.11	-
Plantex E Commerce Private Limited			
Loan Given	70.00	70.00	-
Accrued Interest on Loan (Asset)	10.30	4.98	-
Kitchenopedia Appliances Private Limited			
Unbilled Revenue	-	27.43	-
Receivable for sale of goods	29.26	-	-
Eyezen Technologies Private Limited			
Payable	-	-	0.31
Dynamic IT Solutions Private Limited			
Payable	-	-	0.20

(vi) Digital Age Retail Private Limited

(a) Transactions with related parties

Particulars	Year ended March 31, 2024	Year ended March 31, 2023	Year ended March 31, 2022
Holding Company			
Brainbees Solutions Limited (formerly Brainbees Solutions Private Limited)			
A) Purchase of Traded Goods	12,424.47	7,919.48	-
B) Miscellaneous Expense	12.80	12.80	-
C) Rent Expense	494.44	325.20	-
D) Capital infusion	-	2,006.25	-
E) Share based payments (included in Equity)	49.50	133.59	-
F) Sale of Traded Goods	2,465.48	3,091.31	-
G) Warehousing expense	287.03	252.13	-
Other Group Companies			
Firmroots Private Limited			
A) Purchase of Traded Goods	-	0.50	-
B) Cost charge back	-	3.30	-
Shenzhen Starbees Services Ltd			
A) Professional fees paid	28.63	22.27	-
Firstcry Retail DWC - LLC			
A) Cost charge back	0.02	-	-
Globalbees Brands Private Limited			
A) Miscellaneous income	6.25	10.66	-
B) Cost charge back	0.12	-	-
Merhaki Food and Nutrition Private Limited			
A) Purchase of Traded Goods	10.98	7.07	-
B) Miscellaneous income	1.21	0.05	-
Better And Brighter Homecare Private Limited			
A) Purchase of Traded Goods	-	0.00	-
B) Miscellaneous income	-	0.00	-

Brainbees Solutions Limited (formerly known as Brainbees Solutions Private Limited)
Annexure VI - Notes to the restated consolidated financial information
(All amounts in Rupees million, unless otherwise stated)

34 Related party transactions (continued)

iii Related Party transaction prior to elimination (As per Schedule VI (Para 11(I)(A)(i)(g)) of ICDR Regulations)

Particulars	Year ended March 31, 2024	Year ended March 31, 2023	Year ended March 31, 2022
Cloud Lifestyle Private Limited			
A) Miscellaneous income	-	0.00	-
Dynamic IT Solution Private Limited			
A) Purchase of Traded Goods	-	0.18	-
B) Miscellaneous income	0.00	0.01	-
Butternut Ventures Private Limited			
A) Miscellaneous income	0.00	-	-
Kubermart Industries Private Limited			
A) Purchase of Traded Goods	6.14	7.35	-
B) Miscellaneous income	0.04	0.16	-
DF Pharmacy Limited			
A) Purchase of Traded Goods	-	0.33	-
B) Miscellaneous income	-	0.01	-
Solarista Renewables Private Limited			
A) Purchase of Traded Goods	5.14	1.42	-
Prayosha Expo Private Limited			
A) Purchase of Traded Goods	2.10	1.14	-
B) Miscellaneous income	0.02	0.01	-
Intellibeas Solutions Private Limited			
A) Interest Income	0.14	-	-
B) Loan given	3.00	-	-

(b) Outstanding balances with related parties

Particulars	As at March 31, 2024	As at March 31, 2023	As at March 31, 2022
Brainbees Solutions Limited (formerly Brainbees Solutions Private Limited)			
Payable for purchase of goods	5,932.85	3,731.76	-
Security deposits	2.71	2.71	-
Shenzhen Starbees Services Ltd			
Payable for professional services	8.56	6.47	-
Firmroots Private Limited			
Receivable for cost charge back	-	3.30	-
Firstcry Retail DWC - LLC			
Receivable for cost charge back	0.02	-	-
Globalbees Brands Private Limited			
Receivable towards sale of services	-	1.18	-
Merhaki Food and Nutrition Private Limited			
Payable for purchase of goods	2.77	6.38	-
Receivable for miscellaneous income	0.85	-	-
Better And Brighter Homecare Private Limited			
Payable for purchase of goods	(0.00)	(0.00)	-
Cloud Lifestyle Private Limited			
Payable for purchase of goods	(0.00)	(0.00)	-
Dynamic It Solution Private Limited			
Payable for purchase of goods	(0.01)	(0.01)	-
Kubermart Industries Private Limited			
Payable for purchase of goods	1.51	0.78	-
DF Pharmacy Limited			
Payable for purchase of goods	(0.00)	(0.00)	-
Solarista Renewables Private Limited			
Payable for purchase of goods	0.19	-	-
Prayosha Expo Private Limited			
Payable for purchase of goods	0.27	0.29	-
Intellibeas Solutions Private Limited			
Interest receivable	0.14	-	-
Loan Receivable	3.00	-	-

Brainbees Solutions Limited (formerly known as Brainbees Solutions Private Limited)
Annexure VI - Notes to the restated consolidated financial information
(All amounts in Rupees million, unless otherwise stated)

34 Related party transactions (continued)

iii Related Party transaction prior to elimination (As per Schedule VI (Para 11(I)(A)(i)(g)) of ICDR Regulations)

(vi) Swara Baby Products Private Limited

(a) Transactions with related parties

Particulars	Year ended March 31, 2024	Year ended March 31, 2023	Year ended March 31, 2022
Holding Company			
Brainbees Solutions Limited (formerly Brainbees Solutions Private Limited)			
A) Sale of Traded Goods	1,944.26	2,065.71	1,039.99
B) Investment	-	-	-
C) Interest Expense	32.75	21.80	2.09
D) Loan Received	50.00	400.00	-
Other Group Companies			
Swara Hygiene Private Limited			
A) Investment in Equity Share	-	0.10	-
B) Sale of Assets	-	179.29	-
C) Loan given	842.35	474.89	-
D) Interest income on loan given	45.25	11.59	-
E) Sale of products	217.06	-	-
F) Purchase of products	572.40	-	-
Solis Hygiene Private Limited			
A) Sale of products	113.03	19.83	-
B) Purchase of products	1,074.20	580.68	-
C) Loan given	50.00	200.00	-
D) Interest income on loan given	19.38	9.68	-
Firstcry Retail DWC LLC			
A) Sale of products	9.78	-	-

(b) Outstanding balances with related parties

Particulars	As at March 31, 2024	As at March 31, 2023	As at March 31, 2022
Brainbees Solutions Limited (formerly Brainbees Solutions Private Limited)			
Advance received/(Receivable) towards sale of goods	91.46	51.06	297.40
Loan received	450.00	400.00	-
Interest receivable	13.98	-	1.47
Swara Hygiene Private Limited			
Receivable/(Payable) for sale of goods	61.67	1.84	-
Advance towards purchase of goods	38.26	-	-
Loan given	933.22	347.63	-
Solis Hygiene Private Limited			
Payable for purchase of goods	2.21	3.83	-
Loan given	250.00	200.00	-

(vi) Swara Hygiene Private Limited

(a) Transactions with related parties

Particulars	Year ended March 31, 2024	Year ended March 31, 2023	Year ended March 31, 2022
Holding Company			
Brainbees Solutions Limited (formerly Brainbees Solutions Private Limited)			
A) Interest Expense	24.54	-	-
B) Loan Received	500.00	-	-
Other Group Companies			
Swara Baby Products Private Limited			
A) Equity Contribution from Parent	-	0.10	-
B) Purchase of Assets	-	179.29	-
C) Loan Received	842.35	474.89	-
D) Interest expense on loan	45.25	11.59	-
E) Sale of products	572.40	-	-
F) Purchase of products	217.06	-	-
Solis Hygiene Private Limited			
A) Purchase of fixed assets	0.05	-	-

Brainbees Solutions Limited (formerly known as Brainbees Solutions Private Limited)
Annexure VI - Notes to the restated consolidated financial information
(All amounts in Rupees million, unless otherwise stated)

34 Related party transactions (continued)

iii Related Party transaction prior to elimination (As per Schedule VI (Para 11(I)(A)(i)(g)) of ICDR Regulations)

(b) Outstanding balances with related parties

Particulars	As at March 31, 2024	As at March 31, 2023	As at March 31, 2022
Brainbees Solutions Limited (formerly Brainbees Solutions Private Limited)			
Advance received towards purchase of goods	-	60.00	-
Interest paid	24.54	-	-
Loan received	500.00	-	-
Swara Baby Products Private Limited			
(Receivable)/ Payable for purchase of goods	99.93	1.84	-
Loan received	933.22	347.63	-

(vii) Solis Hygiene Private Limited

(a) Transactions with related parties

Particulars	Year ended March 31, 2024	Year ended March 31, 2023	Year ended March 31, 2022
Holding Company			
Brainbees Solutions Limited (formerly Brainbees Solutions Private Limited)			
A) Equity Contribution from Parent	-	-	173.61
B) Sale of Traded Goods	87.89	15.41	-
Other Group Companies			
Swara Baby Products Private Limited			
A) Purchase of products	113.03	19.83	-
B) Sale of products	1,074.20	580.68	-
C) Loan received	50.00	200.00	-
D) Interest expense on loan	19.38	9.68	-
Swara Hygiene Private Limited			
A) Sale of fixed assets	0.05	-	-

(b) Outstanding balances with related parties

Particulars	As at March 31, 2024	As at March 31, 2023	As at March 31, 2022
Brainbees Solutions Limited (formerly Brainbees Solutions Private Limited)			
Receivable for sale of goods	9.24	1.24	-
Swara Baby Products Private Limited			
Receivable for sale of goods	2.21	3.83	-
Loan repayable	250.00	200.00	-

(viii) Firmroots Private Limited

(a) Transactions with related parties

Particulars	Year ended March 31, 2024	Year ended March 31, 2023	Year ended March 31, 2022
Holding Company			
Brainbees Solutions Limited (formerly Brainbees Solutions Private Limited)			
A) Sale of Traded Goods	-	-	0.52
B) Internet Display Charges	7.20	8.01	-
C) Rent Received	0.05	0.05	0.03
D) Rent Paid	0.01	0.01	-
Other Group Companies			
Digital Age Retail Private Limited			
A) Sale of Traded Goods	-	0.50	-
B) Cost charge back received	-	3.30	-

Brainbees Solutions Limited (formerly known as Brainbees Solutions Private Limited)
Annexure VI - Notes to the restated consolidated financial information
(All amounts in Rupees million, unless otherwise stated)

34 Related party transactions (continued)

iii Related Party transaction prior to elimination (As per Schedule VI (Para 11(i)(A)(i)(g)) of ICDR Regulations)

(b) Outstanding balances with related parties

Particulars	As at March 31, 2024	As at March 31, 2023	As at March 31, 2022
Brainbees Solutions Limited (formerly Brainbees Solutions Private Limited)			
Payable towards services received	1.20	5.05	0.59
Payable towards rent	0.01	0.01	-
Receivable for sale of goods	-	-	0.52
Receivable towards Rent	0.01	0.02	0.03
Digital Age Retail Private Limited			
Payable for cost charge back	-	3.30	-

(ix) Joybees Private Limited

(a) Transactions with related parties

Particulars	Year ended March 31, 2024	Year ended March 31, 2023	Year ended March 31, 2022
Holding Company			
Brainbees Solutions Limited (formerly Brainbees Solutions Private Limited)			
A) Equity Contribution from Parent	-	-	0.10

(x) Firstcry Retail DWC - LLC

(a) Transactions with related parties

Particulars	Year ended March 31, 2024	Year ended March 31, 2023	Year ended March 31, 2022
Holding Company			
Brainbees Solutions Limited (formerly Brainbees Solutions Private Limited)			
A) Purchase of trading goods	478.81	242.13	188.22
B) Service Fees	73.82	64.11	69.96
C) Cost charge back paid	0.44	2.27	2.32
D) Share based payments	23.10	25.23	6.67
E) Royalty Expense	148.15	119.35	93.06
Other Group Companies			
Digital Age Retail Private Limited			
A) Cost charge back	0.02	-	-
Firstcry Trading Company			
A) Sale of traded goods	94.01	10.28	-
Firstcry Management DWC - LLC			
A) Equity Contribution from Parent	589.87	532.52	566.91
B) Service Expense	29.93	48.02	37.72
Firstcry General Trading LLC			
A) Sale of traded goods	4,846.31	3,914.15	3,061.54
B) Service income	163.66	143.52	102.88
Shenzhen Starbees Services Ltd			
A) Professional services	10.79	6.82	9.62

(b) Outstanding balances with related parties

Particulars	As at March 31, 2024	As at March 31, 2023	As at March 31, 2022
Brainbees Solutions Limited (formerly Brainbees Solutions Private Limited)			
Payable for purchase of goods	321.24	118.07	79.65
Payable for Service charge	74.38	64.11	69.96
Payable for cost charge back	0.44	2.01	2.32
Payable for Royalty	148.15	119.35	93.06
Digital Age Retail Private Limited			
Payable for cost charge back	0.02	-	-
Firstcry Trading Company			
Receivable / (payable)	94.65	10.80	-
Firstcry Management DWC - LLC			
Receivable / (payable) for services	(27.13)	(13.57)	(41.22)

Brainbees Solutions Limited (formerly known as Brainbees Solutions Private Limited)
Annexure VI - Notes to the restated consolidated financial information
(All amounts in Rupees million, unless otherwise stated)

34 Related party transactions (continued)

iii Related Party transaction prior to elimination (As per Schedule VI (Para 11(I)(A)(i)(g)) of ICDR Regulations)

Particulars	As at March 31, 2024	As at March 31, 2023	As at March 31, 2022
Firstcry General Trading LLC Receivable / (payable) for services	45.44	45.05	47.93
Shenzhen Starbees Services Ltd Receivable / (payable) for services	(1.76)	(0.41)	0.39

(xi) Firstcry Trading Company

(a) Transactions with related parties

Particulars	Year ended March 31, 2024	Year ended March 31, 2023	Year ended March 31, 2022
Holding Company			
Brainbees Solutions Limited (formerly Brainbees Solutions Private Limited)			
A) Purchase of trading goods	136.33	87.43	-
B) Service Charge	73.82	64.37	-
C) Cost charge back paid	0.98	2.41	-
D) Royalty expense	54.07	-	-
E) Share based payments	50.32	-	-
Other Group Companies			
Shenzhen Starbees Services Ltd			
A) Professional services	0.76	-	-
Firstcry Retail DWC - LLC			
A) Purchase of traded goods	94.01	10.28	-
Firstcry Management DWC - LLC			
A) Equity Contribution from Parent	1,322.89	1,498.33	-
Firstcry General Trading LLC			
A) Purchase of traded goods	43.91	36.90	2.70

(b) Outstanding balances with related parties

Particulars	As at March 31, 2024	As at March 31, 2023	As at March 31, 2022
Brainbees Solutions Limited (formerly Brainbees Solutions Private Limited)			
(Payable) for purchase of goods	(36.08)	(26.84)	-
(Payable) for Service charge	(138.19)	(64.37)	-
(Payable) for cost charge back	(0.95)	(2.41)	-
(Payable) for Royalty expense	(54.07)	-	-
Firstcry Retail DWC - LLC			
Receivable / (payable)	(94.65)	(10.80)	-
Shenzhen Starbees Services Ltd			
Receivable / (payable) for services	(0.78)	-	-
Firstcry General Trading LLC			
Receivable / (payable)	(12.33)	(23.88)	(2.74)

(xii) Firstcry General Trading LLC

(a) Transactions with related parties

Particulars	Year ended March 31, 2024	Year ended March 31, 2023	Year ended March 31, 2022
Other Group Companies			
Firstcry Trading Company			
A) Sale of traded goods	43.91	36.90	2.70
Firstcry Management DWC - LLC			
A) Service Expense	7.48	12.00	9.43
Firstcry Retail DWC LLC			
A) Purchase of traded goods	4,846.31	3,914.15	3,061.54
B) Service expense	163.66	143.52	102.88

Brainbees Solutions Limited (formerly known as Brainbees Solutions Private Limited)
Annexure VI - Notes to the restated consolidated financial information
(All amounts in Rupees million, unless otherwise stated)

34 Related party transactions (continued)

iii Related Party transaction prior to elimination (As per Schedule VI (Para 11(I)(A)(i)(g)) of ICDR Regulations)

(b) Outstanding balances with related parties

Particulars	As at March 31, 2024	As at March 31, 2023	As at March 31, 2022
Other Group Companies			
Firstcry Retail DWC - LLC			
Receivable/ (Payable)	(45.44)	(45.05)	(47.93)
Firstcry Management DWC - LLC			
Receivable / (payable)	(22.63)	10.62	70.77
Firstcry Trading Company			
Receivable/ (Payable)	12.33	23.88	2.74

(xiii) Merhaki Foods and Nutrition Private Limited

(a) Transactions with related parties

Particulars	Year ended March 31, 2024	Year ended March 31, 2023	Year ended March 31, 2022
Ultimate Holding Company			
Brainbees Solutions Limited (formerly Brainbees Solutions Private Limited)			
Internet Display Charges	-	0.76	-
Marketing expense	0.58	-	-
Sublease rent expense	1.80	-	-
Holding Company			
Globalbees Brands Private Limited			
Purchase of goods	11.15	38.34	5.85
Sale of goods	-	6.82	-
Interest on loan	48.16	21.71	1.30
Business Enablement Fees Expense	35.38	94.70	-
Debentures outstanding (NCD) - Liability	-	20.00	-
Loan Taken	500.00	300.00	-
Repayment of Loan	800.00	-	-
Business Support services Expense	26.44	-	-
Interest on Debentures	2.80	-	-
Issue of Equity Shares	1,000.00	-	-
Other Group Companies			
Shenzhen Starbees Services Ltd			
Professional Service Fees	16.92	-	-
Digital Age Retail Private Limited			
Sale of Traded goods	10.98	7.07	-
Miscellaneous expense	1.21	0.05	-
Maxinique Solutions Private Limited			
Purchase of goods	22.58	17.85	4.53
Sale of goods	0.01	0.04	-
LRD Fees Income	0.36	0.61	-
Business Enablement Fees Expense	2.45	10.48	-
Subvention Fees Income	0.98	-	-
Better & Brighter Homecare Private Limited			
Purchase of goods	13.62	11.08	2.66
Sale of goods	0.22	0.03	0.57
LRD Fees Income	0.67	0.45	-
Business Enablement Fees Expense	8.33	1.85	-
HealthyHey Foods LLP			
Purchase of goods	0.81	11.39	7.87
Sale of goods	0.67	0.05	-
LRD Fees Income	0.05	0.08	-
Business Enablement Fees Expense	0.39	0.61	-
Subvention Fees Income	0.36	-	-
Cloud Lifestyle Private Limited			
Sale of goods	91.54	-	0.11
Purchase of goods	1.56	6.15	4.29
Subvention Fees Income	1.67	6.74	-
LRD Fees Income	1.05	0.99	-
Business Enablement Fees Expense	1.51	-	-
Eyezen Technologies Private Limited			
Purchase of goods	0.92	27.17	4.45
Sale of goods	0.01	0.04	0.70
Subvention Fees Income	9.01	-	-
LRD Fees Income	1.02	1.19	-
Business Enablement Fees Expense	2.71	5.16	-

Brainbees Solutions Limited (formerly known as Brainbees Solutions Private Limited)
Annexure VI - Notes to the restated consolidated financial information
(All amounts in Rupees million, unless otherwise stated)

34 Related party transactions (continued)

iii Related Party transaction prior to elimination (As per Schedule VI (Para 11(I)(A)(i)(g)) of ICDR Regulations)

Particulars	Year ended March 31, 2024	Year ended March 31, 2023	Year ended March 31, 2022
Butternut Ventures Private Limited			
Purchase of goods	26.14	12.52	1.74
Sale of goods	1.61	-	0.35
LRD Fees Income	0.77	0.40	-
Business Enablement Fees Expense	6.89	1.61	-
Kuber Mart Industries Private Limited			
Purchase of goods	33.48	62.29	-
Sale of goods	20.53	0.22	-
Subvention Fees Income	7.23	24.89	-
LRD Fees Income	2.07	1.84	-
Business Enablement Fees Expense	1.84	-	-
Dynamic IT Solutions Private Limited			
Purchase of goods	140.61	135.57	6.62
Sale of goods	0.26	3.07	-
Subvention Fees Income	1.32	9.88	-
LRD Fees Income	2.93	2.86	-
Business Enablement Fees Expense	19.67	-	-
Mush Textile Private Limited			
Purchase of goods	19.27	22.63	0.84
Sale of goods	1.47	0.21	0.19
LRD Fees Income	1.07	0.78	-
Business Enablement Fees Expense	8.74	11.10	-
HS Fitness Private Limited			
Purchase of goods	160.85	166.13	0.21
Sale of goods	10.46	21.99	0.01
LRD Fees Income	4.30	3.70	-
Business Enablement Fees Expense	2.40	28.10	-
Subvention Fees Income	25.36	-	-
DF Pharmacy Limited			
Purchase of goods	93.35	46.76	-
Sale of goods	28.30	0.10	-
Subvention Fees Income	-	8.43	-
LRD Fees Income	3.95	1.52	-
Business Enablement Fees Expense	28.14	-	-
Candes Technology Private Limited			
Purchase of goods	21.21	91.29	-
Sale of goods	22.30	12.20	-
Subvention Fees Income	4.80	17.56	-
LRD Fees Income	0.53	1.30	-
Business Enablement Fees Expense	1.44	-	-
Solarista Renewables Private Limited			
Purchase of goods	206.57	73.61	-
Sale of goods	18.99	0.00	-
Subvention Fees Income	4.97	1.71	-
LRD Fees Income	4.20	0.77	-
Business Enablement Fees Expense	33.85	-	-
Transfer of Property plant & equipment	1.21	-	-
Encasa Homes Private Limited			
Purchase of goods	1.65	0.80	-
Sale of goods	0.26	-	-
Subvention Fees Income	-	0.26	-
LRD Fees Income	0.05	0.03	-
Business Enablement Fees Expense	0.44	-	-
Frootle India Private Limited			
Purchase of goods	2.39	13.24	-
Sale of goods	1.71	0.14	-
LRD Fees Income	0.08	0.23	-
Business Enablement Fees Expense	1.24	0.66	-
Subvention Fees Income	0.81	-	-
Prayosha Expo Private Limited			
Purchase of goods	0.24	4.49	-
Sale of goods	0.18	0.11	-
Subvention Fees Income	0.62	1.56	-
LRD Fees Income	0.01	0.10	-
Interest on loan	2.00	-	-
Loan Taken	50.00	-	-
Business Support services Expense	0.24	-	-
Globalbees Brands DWC LLC			
Sale of goods	7.66	14.53	-
JW Brands Private Limited			
Purchase of goods	19.71	11.09	-
Sale of Property, plant and equipment and Intangible assets	0.30	-	-

Brainbees Solutions Limited (formerly known as Brainbees Solutions Private Limited)
Annexure VI - Notes to the restated consolidated financial information
(All amounts in Rupees million, unless otherwise stated)

34 Related party transactions (continued)

iii Related Party transaction prior to elimination (As per Schedule VI (Para 11(I)(A)(i)(g)) of ICDR Regulations)

Particulars	Year ended March 31, 2024	Year ended March 31, 2023	Year ended March 31, 2022
Plantex E Commerce Private Limited			
Purchase of goods	62.69	10.41	-
Sale of goods	40.91	-	-
Subvention Fees Income	4.13	1.78	-
LRD Fees Income	0.53	0.30	-
Kitchenopedia Appliances Private Limited			
Purchase of goods	16.67	1.04	-
Sale of goods	1.07	-	-
Subvention Fees Income	-	2.21	-
LRD Fees Income	-	0.20	-

(b) Outstanding balances with related parties

Particulars	As at March 31, 2024	As at March 31, 2023	As at March 31, 2022
Brainbees Solutions Limited (formerly Brainbees Solutions Private Limited)			
Payable for services	0.46	0.00	-
Globalbees Brands Private Limited			
Payable	205.69	136.95	6.82
Provision	23.12	-	-
Debentures outstanding (NCD) - Liability	20.00	-	20.00
Accrued Interest on Debentures (Expense)	2.52	-	1.17
Accrued Interest on Loan (Liability)	8.34	-	-
Loan Taken	-	300.00	-
Shenzhen Starbees Services Ltd			
Payable for services	3.30	-	-
Digital Age Retail Private Limited			
Receivable for sale of goods	2.77	6.38	-
Payable for miscellaneous income	0.85	-	-
Better & Brighter Homecare Private Limited			
Unbilled Revenue	0.12	-	-
Payable	17.95	1.85	3.71
Provision	1.33	-	-
Cloud Lifestyle Private Limited			
Receivable for sale of goods	31.44	4.64	-
Payable	-	-	3.00
Unbilled Revenue	0.22	7.73	-
Provision	1.40	-	-
Eyezen Technologies Private Limited			
Receivable for sale of goods	14.05	-	-
Payable	1.69	5.16	4.13
Unbilled Revenue	0.19	-	-
Provision	2.66	-	-
Mush Textile Private Limited			
Receivable for sale of goods	-	-	-
Payable	1.30	0.30	1.06
Unbilled Revenue	0.20	-	-
Provision	1.04	-	-
Candes Technology Private Limited			
Receivable for sale of goods	57.36	8.96	-
Unbilled Revenue	0.21	-	-
Provision	1.41	-	-
Globalbees Brands DWC LLC			
Receivable for sale of goods	18.31	13.09	-
Butternut Ventures Private Limited			
Payable	0.32	3.10	0.35
Unbilled Revenue	0.21	-	-
Provision	1.97	-	-
Receivable for sale of goods	-	-	0.06

Brainbees Solutions Limited (formerly known as Brainbees Solutions Private Limited)
Annexure VI - Notes to the restated consolidated financial information
(All amounts in Rupees million, unless otherwise stated)

34 Related party transactions (continued)

iii Related Party transaction prior to elimination (As per Schedule VI (Para 11(I)(A)(i)(g)) of ICDR Regulations)

Particulars	As at March 31, 2024	As at March 31, 2023	As at March 31, 2022
Maxinique Solutions Private Limited			
Payable	46.81	23.52	5.34
Unbilled Revenue	0.36	-	-
HealthyHey Foods LLP			
Payable	-	2.27	4.92
Unbilled Revenue	0.35	-	-
Receivable for sale of goods	0.46	-	-
Kuber Mart Industries Private Limited			
Payable	-	20.13	-
Unbilled Revenue	0.39	-	-
Receivable	62.23	-	-
Provision	1.80	-	-
Dynamic IT Solutions Private Limited			
Payable	41.45	16.83	7.72
Unbilled Revenue	0.70	-	-
Provision	10.76	-	-
HS Fitness Private Limited			
Receivable	50.54	25.84	-
Unbilled Revenue	8.80	-	-
Payable	-	-	0.26
DF Pharmacy Limited			
Payable	54.49	22.10	-
Unbilled Revenue	1.47	-	-
Provision	19.73	-	-
Solarista Renewables Private Limited			
Payable	157.34	6.73	-
Unbilled Revenue	5.25	-	-
Encasa Homes Private Limited			
Payable	1.38	1.12	-
Unbilled Revenue	0.01	-	-
Provision	0.43	-	-
Frootle India Private Limited			
Payable	-	1.82	-
Unbilled Revenue	0.67	-	-
Prayosha Expo Private Limited			
Payable	-	0.07	-
Unbilled Revenue	0.05	-	-
Receivable	2.41	-	-
Loan Taken	50.00	-	-
Interest accrued on loan	0.35	-	-
Plantex E Commerce Private Limited			
Payable	15.39	10.05	-
Unbilled Revenue	1.33	-	-
Receivable for sale of goods	-	-	-
Kitchenopedia Appliances Private Limited			
Payable	-	0.50	-
Receivable for sale of goods	3.51	-	-
JW Brands Private Limited			
Payable	0.04	4.92	-

(xiv) Better & Brighter Homecare Private Limited

(a) Transactions with related parties

Particulars	Year ended March 31, 2024	Year ended March 31, 2023	Year ended March 31, 2022
Holding Company			
Globalbees Brands Private Limited			
Sale of goods	-	0.16	0.04

Brainbees Solutions Limited (formerly known as Brainbees Solutions Private Limited)
Annexure VI - Notes to the restated consolidated financial information
(All amounts in Rupees million, unless otherwise stated)

34 Related party transactions (continued)

iii Related Party transaction prior to elimination (As per Schedule VI (Para 11(I)(A)(i)(g)) of ICDR Regulations)

Particulars	Year ended March 31, 2024	Year ended March 31, 2023	Year ended March 31, 2022
Other Group Companies			
Digital Age Retail Private Limited			
Sale of Traded goods	-	0.00	-
Miscellaneous expense	-	0.00	-
Merhaki Foods and Nutrition Private Limited			
Purchase of goods	0.22	0.03	0.57
Sale of goods	13.62	11.08	2.66
LRD Fees Expense	0.67	0.45	-
Business Enablement Fees Income	8.33	1.85	-
DF Pharmacy Limited			
Purchase of goods	-	1.05	-
Sale of goods	-	0.47	-

(b) Outstanding balances with related parties

Particulars	As at March 31, 2024	As at March 31, 2023	As at March 31, 2022
Globalbees Brands Private Limited			
Receivable for sale of goods	0.19	-	0.05
Debentures outstanding (CCD) - Liability	-	20.00	20.00
Merhaki Foods and Nutrition Private Limited			
Unbilled Revenue	1.36	1.85	0.57
Receivable for sale of goods	17.95	-	3.14

(xv) Eyezen Technologies Private Limited

(a) Transactions with related parties

Particulars	Year ended March 31, 2024	Year ended March 31, 2023	Year ended March 31, 2022
Holding Company			
Globalbees Brands Private Limited			
Purchase of goods	-	0.55	-
Sale of goods	-	-	0.28
Other Group Companies			
Merhaki Foods and Nutrition Private Limited			
Purchase of goods	0.01	0.04	0.70
Sale of goods	0.92	27.17	4.45
Subvention Fees Expense	9.01	-	-
Business Enablement Fees Income	2.71	5.16	-
LRD Fees Expense	1.02	1.19	-

(b) Outstanding balances with related parties

Particulars	As at March 31, 2024	As at March 31, 2023	As at March 31, 2022
Digital Age Retail Private Limited			
Receivable for sale of goods	(0.00)	(0.00)	-
Merhaki Foods and Nutrition Private Limited			
Payable	13.73	-	-
Unbilled Revenue	-	5.16	0.70
Receivable	11.34	-	3.43
Globalbees Brands Private Limited			
Receivable	-	-	0.31

Brainbees Solutions Limited (formerly known as Brainbees Solutions Private Limited)
Annexure VI - Notes to the restated consolidated financial information
(All amounts in Rupees million, unless otherwise stated)

34 Related party transactions (continued)

iii Related Party transaction prior to elimination (As per Schedule VI (Para 11(I)(A)(i)(g)) of ICDR Regulations)

(xvi) Cloud Lifestyle Private Limited

(a) Transactions with related parties

Particulars	Year ended March 31, 2024	Year ended March 31, 2023	Year ended March 31, 2022
Holding Company			
Globalbees Brands Private Limited			
Interest on Loan	2.20	2.20	0.42
Loan Taken	-	-	15.72
Sale of goods	-	-	0.01
Other Group Companies			
Digital Age Retail Private Limited			
Miscellaneous expense	-	0.00	-
Merhaki Foods and Nutrition Private Limited			
Purchase of Goods	91.54	-	0.11
Sale of goods	1.56	6.15	4.29
Subvention Fees Expense	1.67	6.74	-
LRD Fees Expense	1.05	0.99	-
Business Enablement Fees	1.51	-	-
DF Pharmacy Limited			
Purchase of Goods	0.05	-	-

(b) Outstanding balances with related parties

Particulars	As at March 31, 2024	As at March 31, 2023	As at March 31, 2022
Globalbees Brands Private Limited			
Accrued Interest on Loan (Liability)	4.34	2.36	0.37
Loan Taken	15.72	15.72	15.72
Payable	20.06	0.47	-
Receivable	-	-	0.01
Digital Age Retail Private Limited			
Receivable for sale of goods	(0.00)	(0.00)	-
Merhaki Foods and Nutrition Private Limited			
Payable	14.99	12.37	-
Receivable	15.24	-	2.88
Unbilled revenue	-	-	0.11
DF Pharmacy Limited			
Payable	0.06	-	-

(xvii) Maxinique Solutions Private Limited

(a) Transactions with related parties

Particulars	Year ended March 31, 2024	Year ended March 31, 2023	Year ended March 31, 2022
Ultimate Holding Company			
Brainbees Solutions Limited (formerly Brainbees Solutions Private Limited)			
Internet Display Charges	-	-	0.05
Holding Company			
Globalbees Brands Private Limited			
Sale of goods	-	0.07	0.33
Interest on Loan	0.02	0.02	0.01
Other Group Companies			
Merhaki Foods and Nutrition Private Limited			
Purchase of goods	0.01	0.04	-
Sale of goods	22.58	17.85	4.53
LRD Fees Expense	0.36	0.61	-
Business Enablement Fees Income	2.45	10.48	-
Subvention Fees Expense	0.98	-	-
DF Pharmacy Limited			
Purchase of goods	0.56	3.02	-

Brainbees Solutions Limited (formerly known as Brainbees Solutions Private Limited)
Annexure VI - Notes to the restated consolidated financial information
(All amounts in Rupees million, unless otherwise stated)

34 Related party transactions (continued)

iii Related Party transaction prior to elimination (As per Schedule VI (Para 11(I)(A)(i)(g)) of ICDR Regulations)

(b) Outstanding balances with related parties

Particulars	As at March 31, 2024	As at March 31, 2023	As at March 31, 2022
Brainbees Solutions Limited (formerly Brainbees Solutions Private Limited)			
Payable for services	-	0.06	0.06
Globalbees Brands Private Limited			
Debentures outstanding (CCD) - Liability	-	150.00	150.00
Accrued Interest on Debentures (Expense)	0.01	-	0.01
Receivable for sale of goods	-	0.08	0.38
Merhaki Foods and Nutrition Private Limited			
Receivable for sale of goods	46.46	13.04	5.34
Unbilled Revenue	-	10.48	-
Provision	-	-	-
DF Pharmacy Limited			
Payable	-	0.45	-

(xviii) HealthyHey Foods LLP

(a) Transactions with related parties

Particulars	Year ended March 31, 2024	Year ended March 31, 2023	Year ended March 31, 2022
Holding Company			
Globalbees Brands Private Limited			
Interest on Loan	1.44	1.43	0.40
Loan Taken	-	-	10.24
Other Group Companies			
Merhaki Foods and Nutrition Private Limited			
Purchase of goods	0.67	0.05	-
Sale of goods	0.81	11.39	7.87
LRD Fees Expense	0.05	0.08	-
Business Enablement Fees Income	0.39	0.61	-
Subvention Fees Expense	0.36	-	-
DF Pharmacy Limited			
Purchase of goods	-	0.16	-

(b) Outstanding balances with related parties

Particulars	As at March 31, 2024	As at March 31, 2023	As at March 31, 2022
Globalbees Brands Private Limited			
Loan Taken	10.24	10.24	10.24
Accrued Interest on Loan (Liability)	2.94	1.65	0.36
Merhaki Foods and Nutrition Private Limited			
Receivable for sale of goods	-	1.65	4.92
Unbilled Revenue	-	0.61	-
Payable	0.46	-	-

(xix) Kuber Mart Industries Private Limited

(a) Transactions with related parties

Particulars	Year ended March 31, 2024	Year ended March 31, 2023	Year ended March 31, 2022
Holding Company			
Globalbees Brands Private Limited			
Consultancy Fees Expense	-	-	-
Interest on Loan	-	3.26	-
Loan Taken	-	100.00	-
Repayment of Loan	-	100.00	-

Brainbees Solutions Limited (formerly known as Brainbees Solutions Private Limited)
Annexure VI - Notes to the restated consolidated financial information
(All amounts in Rupees million, unless otherwise stated)

34 Related party transactions (continued)

iii Related Party transaction prior to elimination (As per Schedule VI (Para 11(I)(A)(i)(g)) of ICDR Regulations)

Particulars	Year ended March 31, 2024	Year ended March 31, 2023	Year ended March 31, 2022
Other Group Companies			
Digital Age Retail Private Limited			
Sale of Traded Goods	6.14	7.35	-
Miscellaneous expenses	0.04	0.16	-
Merhaki Foods and Nutrition Private Limited			
Purchase of goods	20.53	0.22	-
Sale of goods	33.48	62.29	-
Subvention Fees Expense	7.23	24.89	-
LRD Fees Expense	2.07	1.84	-
Business Enablement Fees	1.84	-	-

(b) Outstanding balances with related parties

Particulars	As at March 31, 2024	As at March 31, 2023	As at March 31, 2022
Globalbees Brands Private Limited			
Provision	-	-	-
Payable	-	48.06	-
Digital Age Retail Private Limited			
Receivable for purchase of goods	1.51	0.78	-
Merhaki Foods and Nutrition Private Limited			
Receivable for sale of goods	-	20.13	-
Payable	61.35	-	-

(xx) Butternut Ventures Private Limited

(a) Transactions with related parties

Particulars	Year ended March 31, 2024	Year ended March 31, 2023	Year ended March 31, 2022
Holding Company			
Globalbees Brands Private Limited			
Sale of goods	-	0.10	-
Other Group Companies			
Merhaki Foods and Nutrition Private Limited			
Purchase of goods	1.61	-	0.35
Sale of goods	26.14	12.52	1.74
LRD Fees Expense	0.77	0.40	-
Business Enablement Fees Income	6.89	1.61	-
HS Fitness Private Limited			
Sale of goods	-	0.01	-

(b) Outstanding balances with related parties

Particulars	As at March 31, 2024	As at March 31, 2023	As at March 31, 2022
Globalbees Brands Private Limited			
Receivable for sale of goods	0.11	-	-
Merhaki Foods and Nutrition Private Limited			
Receivable for sale of goods	0.32	1.48	-
Unbilled Revenue	2.01	1.61	0.35
Payable	-	-	0.06

Brainbees Solutions Limited (formerly known as Brainbees Solutions Private Limited)
Annexure VI - Notes to the restated consolidated financial information
(All amounts in Rupees million, unless otherwise stated)

34 Related party transactions (continued)

iii Related Party transaction prior to elimination (As per Schedule VI (Para 11(I)(A)(i)(g)) of ICDR Regulations)

(xxi) Mush Textile Private Limited

(a) Transactions with related parties

Particulars	Year ended March 31, 2024	Year ended March 31, 2023	Year ended March 31, 2022
Holding Company			
Globalbees Brands Private Limited			
Sale of goods	-	0.13	-
Interest on Loan	2.13	1.65	-
Loan Taken	-	15.20	-
Other Group Companies			
Merhaki Foods and Nutrition Private Limited			
Purchase of goods	1.47	0.21	0.19
Sale of goods	19.27	22.63	0.84
LRD Fees Expense	1.07	0.78	-
Business Enablement Fees Income	8.74	11.10	-

(b) Outstanding balances with related parties

Particulars	As at March 31, 2024	As at March 31, 2023	As at March 31, 2022
Globalbees Brands Private Limited			
Loan Taken	15.20	15.20	-
Accrued Interest on Loan (Liability)	2.92	1.48	-
Payable	18.60	-	-
Equity contribution	12.39	-	-
Merhaki Foods and Nutrition Private Limited			
Unbilled Revenue	1.07	0.30	0.19
Receivable	1.10	-	0.88

(xxii) Dynamic IT Solutions Private Limited

(a) Transactions with related parties

Particulars	Year ended March 31, 2024	Year ended March 31, 2023	Year ended March 31, 2022
Holding Company			
Globalbees Brands Private Limited			
Purchase of goods	-	23.35	-
Sale of goods	-	0.03	0.17
Other Group Companies			
Digital Age Retail Private Limited			
Sale of traded goods	-	0.18	-
Miscellaneous expense	0.00	0.01	-
Merhaki Foods and Nutrition Private Limited			
Purchase of goods	0.29	3.07	-
Sale of goods	147.23	135.57	6.62
LRD Fees Expense	2.93	2.86	-
Business Enablement Fees Income	19.67	-	-
Subvention Fees Expense	-	9.88	-
HS Fitness Private Limited			
Purchase of goods	-	0.32	-
Sale of goods	-	0.01	-
Installation Charges	0.02	-	-

Brainbees Solutions Limited (formerly known as Brainbees Solutions Private Limited)
Annexure VI - Notes to the restated consolidated financial information
(All amounts in Rupees million, unless otherwise stated)

34 Related party transactions (continued)

iii Related Party transaction prior to elimination (As per Schedule VI (Para 11(I)(A)(i)(g)) of ICDR Regulations)

(b) Outstanding balances with related parties

Particulars	As at March 31, 2024	As at March 31, 2023	As at March 31, 2022
Digital Age Retail Private Limited			
Receivable for sale of goods	(0.01)	(0.01)	-
Merhaki Foods and Nutrition Private Limited			
Receivable for sale of goods	54.35	16.83	7.72
Unbilled Revenue	6.02	-	-
Payable	1.58	-	-
Provision	0.70	-	-
Globalbees Brands Private Limited			
Receivable for sale of goods	0.01	-	0.20

(xxiii) HS Fitness Private Limited

(a) Transactions with related parties

Particulars	Year ended March 31, 2024	Year ended March 31, 2023	Year ended March 31, 2022
Holding Company			
Globalbees Brands Private Limited			
Interest on Loan	9.10	9.10	1.57
Loan Taken	-	-	65.00
Other Group Companies			
Merhaki Foods and Nutrition Private Limited			
Purchase of goods	10.46	21.99	0.01
Sale of goods	160.85	166.13	0.21
LRD Fees Expense	4.30	3.70	-
Business Enablement Fees Income	2.40	28.10	-
Subvention Fees Expense	25.36	-	-
Butternut Ventures Private Limited			
Purchase of goods	-	0.01	-
Dynamic IT Solutions Private Limited			
Purchase of goods	-	0.01	-
Sale of goods	-	0.32	-
Installation Charges Income	0.02	-	-

(b) Outstanding balances with related parties

Particulars	As at March 31, 2024	As at March 31, 2023	As at March 31, 2022
Globalbees Brands Private Limited			
Loan Taken	65.00	65.00	65.00
Payable	83.23	0.47	-
Accrued Interest on Loan (Liability)	17.79	9.60	1.41
Merhaki Foods and Nutrition Private Limited			
Receivable for sale of goods	-	-	0.25
Unbilled Revenue	-	-	0.01
Payable	59.33	25.84	-

(xxiv) DF Pharmacy Limited

(a) Transactions with related parties

Particulars	Year ended March 31, 2024	Year ended March 31, 2023	Year ended March 31, 2022
Holding Company			
Globalbees Brands Private Limited			
Purchase of goods	0.01	-	-
Interest on loan	-	-	0.01

Brainbees Solutions Limited (formerly known as Brainbees Solutions Private Limited)
Annexure VI - Notes to the restated consolidated financial information
(All amounts in Rupees million, unless otherwise stated)

34 Related party transactions (continued)

iii Related Party transaction prior to elimination (As per Schedule VI (Para 11(I)(A)(i)(g)) of ICDR Regulations)

Particulars	Year ended March 31, 2024	Year ended March 31, 2023	Year ended March 31, 2022
Other Group Companies			
Digital Age Retail Private Limited			
Sale of traded goods	-	0.33	-
Miscellaneous expense	-	0.01	-
Merhaki Foods and Nutrition Private Limited			
Purchase of goods	28.36	0.10	-
Sale of goods	93.35	46.76	-
Subvention Fees Expense	1.32	8.43	-
LRD Fees Expense	3.95	1.52	-
Business Enablement Fees	28.14	-	-
Maxinique Solutions Private Limited			
Sale of goods	0.56	3.02	-
Better & Brighter Homecare Private Limited			
Purchase of goods	-	0.47	-
Sale of goods	-	1.05	-
HealthyHey Foods LLP			
Sale of goods	-	0.16	-
Cloud Lifestyle Private Limited			
Sale of products and services	0.05	-	-

(b) Outstanding balances with related parties

Particulars	As at March 31, 2024	As at March 31, 2023	As at March 31, 2022
Globalbees Brands Private Limited			
Payable	-	0.04	-
Debentures outstanding (CCD) - Liability	-	100.00	100.00
Accrued Interest on Debentures (expense)	0.01	0.01	0.01
Digital Age Retail Private Limited			
Receivable for purchase of goods	(0.00)	(0.00)	-
Merhaki Foods and Nutrition Private Limited			
Receivable for sale of goods	11.86	22.10	-
Provision	-	-	-
Cloud Lifestyle Private Limited			
Receivable for sale of goods	0.06	-	-
Maxinique Solutions Private Limited			
Receivable for sale of goods	-	0.45	-

(xxv) Candes Technology Private Limited

(a) Transactions with related parties

Particulars	Year ended March 31, 2024	Year ended March 31, 2023	Year ended March 31, 2022
Holding Company			
Globalbees Brands Private Limited			
Sale of goods	-	0.00	-
Interest on Loan	-	0.72	-
Loan taken	-	40.00	-
Repayment of Loan	-	40.00	-
Other Group Companies			
Merhaki Foods and Nutrition Private Limited			
Purchase of goods	21.21	12.20	-
Sale of goods	22.30	91.29	-
Subvention Fees Expense	4.80	17.56	-
LRD Fees Expense	0.53	1.30	-
Business enablement Fees	1.44	-	-

Brainbees Solutions Limited (formerly known as Brainbees Solutions Private Limited)
Annexure VI - Notes to the restated consolidated financial information
(All amounts in Rupees million, unless otherwise stated)

34 Related party transactions (continued)

iii Related Party transaction prior to elimination (As per Schedule VI (Para 11(I)(A)(i)(g)) of ICDR Regulations)

(b) Outstanding balances with related parties

Particulars	As at March 31, 2024	As at March 31, 2023	As at March 31, 2022
Globalbees Brands Private Limited Receivable for sale of goods	0.07	-	-
Merhaki Foods and Nutrition Private Limited Payable	57.36	8.96	-

(xxvi) Globalbees Brands DWC LLC

(a) Transactions with related parties

Particulars	Year ended March 31, 2024	Year ended March 31, 2023	Year ended March 31, 2022
Merhaki Foods and Nutrition Private Limited Purchase of goods	7.64	14.53	-
Encasa Homes Private Limited Purchase of goods	113.38	-	-

(b) Outstanding balances with related parties

Particulars	As at March 31, 2024	As at March 31, 2023	As at March 31, 2022
Merhaki Foods and Nutrition Private Limited Payable	18.31	13.09	-
Encasa Homes Private Limited Payable	104.59	-	-

(xxvii) Solarista Renewables Private Limited

(a) Transactions with related parties

Particulars	Year ended March 31, 2024	Year ended March 31, 2023	Year ended March 31, 2022
Holding Company			
Globalbees Brands Private Limited			
Sale of goods	-	0.55	-
Interest on Loan	8.40	4.67	-
Loan Taken	-	60.00	-
Other Group Companies			
Digital Age Retail Private Limited			
Sale of traded goods	5.14	1.42	-
Merhaki Foods and Nutrition Private Limited			
Purchase of goods	18.99	0.00	-
Sale of goods	206.57	73.61	-
LRD Fees Expense	4.20	0.77	-
Business Enablement Fees Income	33.85	-	-
Subvention Fees Expense	4.97	1.71	-
Transfer of Property plant & equipment	1.21	-	-

(b) Outstanding balances with related parties

Particulars	As at March 31, 2024	As at March 31, 2023	As at March 31, 2022
Globalbees Brands Private Limited			
Loan Taken	60.00	60.00	-
Accrued Interest on Loan (Liability)	11.76	4.20	-
Merhaki Foods and Nutrition Private Limited			
Receivable for sale of goods	157.34	6.73	-

Brainbees Solutions Limited (formerly known as Brainbees Solutions Private Limited)
Annexure VI - Notes to the restated consolidated financial information
(All amounts in Rupees million, unless otherwise stated)

34 Related party transactions (continued)

iii Related Party transaction prior to elimination (As per Schedule VI (Para 11(I)(A)(i)(g)) of ICDR Regulations)

(xxviii) Encasa Homes Private Limited

(a) Transactions with related parties

Particulars	Year ended March 31, 2024	Year ended March 31, 2023	Year ended March 31, 2022
Holding Company			
Globalbees Brands Private Limited			
Interest on Loan	2.10	1.52	-
Loan Given	15.00	15.00	-
Issue of Shares	48.99		
Other Group Companies			
Merhaki Foods and Nutrition Private Limited			
Sale of goods	1.65	0.80	-
LRD Fees Expense	0.05	0.03	-
Business Enablement Fees Income	0.44	-	-
Subvention Fees Expense	-	0.26	-
Purchase of goods	0.29	-	-
Globalbees Brand DWC LLC			
Sale of goods	101.84	-	-

(b) Outstanding balances with related parties

Particulars	As at March 31, 2024	As at March 31, 2023	As at March 31, 2022
Globalbees Brands Private Limited			
Loan Taken	15.00	15.00	-
Payable	-	0.41	-
Accrued Interest on Loan (Liability)	3.26	1.37	-
Merhaki Foods and Nutrition Private Limited			
Receivable for sale of goods	1.81	1.12	-
Globalbees Brand DWC LLC			
Receivable for sale of goods	104.59	-	-

(xxix) Frootle India Private Limited

(a) Transactions with related parties

Particulars	Year ended March 31, 2024	Year ended March 31, 2023	Year ended March 31, 2022
Holding Company			
Globalbees Brands Private Limited			
Sale of goods	-	0.41	-
Consultancy Fees Expense	-	-	-
Other Group Companies			
Wellspire India Private Limited			
Purchase of goods	2.50	-	-
Interest Income	9.30	0.88	-
Loan Given	242.64	35.00	-
Loan Recovered	124.55	-	-
Merhaki Foods and Nutrition Private Limited			
Purchase of goods	2.30	0.14	-
Sale of goods	4.28	13.24	-
LRD Fees Expense	0.08	0.23	-
Business Enablement Fees Income	1.24	0.66	-
Subvention Fees Expense	0.81	-	-
LRD Fees Expense	0.08	-	-

(b) Outstanding balances with related parties

Particulars	As at March 31, 2024	As at March 31, 2023	As at March 31, 2022
Globalbees Brands Private Limited			
Payable	-	68.11	-
Merhaki Foods and Nutrition Private Limited			
Receivable for sale of goods	-	1.82	-
Payable	97.80	-	-
Wellspire India Private Limited			
Loan Given	153.10	35.00	-
Interest Accrued on Loan	8.37	-	-

Brainbees Solutions Limited (formerly known as Brainbees Solutions Private Limited)
Annexure VI - Notes to the restated consolidated financial information
(All amounts in Rupees million, unless otherwise stated)

34 Related party transactions (continued)

iii Related Party transaction prior to elimination (As per Schedule VI (Para 11(I)(A)(i)(g)) of ICDR Regulations)

(xxx) Wellspire India Private Limited

(a) Transactions with related parties

Particulars	Year ended March 31, 2024	Year ended March 31, 2023	Year ended March 31, 2022
Other Group Companies			
Frootle India Private Limited			
Sale of goods	9.30	-	-
Interest on Loan	5.39	0.88	-
Loan Taken	242.64	35.00	-
Loan Repaid	124.55	-	-

(b) Outstanding balances with related parties

Particulars	As at March 31, 2024	As at March 31, 2023	As at March 31, 2022
Frootle India Private Limited			
Loan Taken	153.10	35.00	-
Interest Payable	8.37	-	-

(xxxi) Prayosha Expo Private Limited

(a) Transactions with related parties

Particulars	Year ended March 31, 2024	Year ended March 31, 2023	Year ended March 31, 2022
Ultimate Holding Company			
Brainbees Solutions Limited (formerly Brainbees Solutions Private Limited)			
Sale of traded goods	0.27	0.32	-
Other Group Companies			
Digital Age Retail Private Limited			
Sale of traded goods	2.10	-	-
Miscellaneous expense	0.02	-	-
Merhaki Foods and Nutrition Private Limited			
Purchase of goods	0.18	0.11	-
Sale of goods	-	4.49	-
Subvention Fees Expense	0.62	1.56	-
LRD Fees Expense	0.01	0.10	-
Interest Income	2.00	-	-
Loan Given	50.00	-	-

(b) Outstanding balances with related parties

Particulars	As at March 31, 2024	As at March 31, 2023	As at March 31, 2022
Digital Age Retail Private Limited			
Receivable for sale of goods	0.27	0.29	-
Merhaki Foods and Nutrition Private Limited			
Receivable for sale of goods	2.41	0.07	-
Interest Accrued on Loan	0.35	-	-
Loan	50.00	-	-

(xxxii) JW Brands Private Limited

(a) Transactions with related parties

Particulars	Year ended March 31, 2024	Year ended March 31, 2023	Year ended March 31, 2022
Holding Company			
Globalbees Brands Private Limited			
Issue of Equity Share	35.09	-	-
Other Group Companies			
Merhaki Foods and Nutrition Private Limited			
Purchases of Property, plant and equipment and Intangible assets	-	-	-
Purchase of goods	0.29	-	-
Sale of goods	19.71	11.09	-

Brainbees Solutions Limited (formerly known as Brainbees Solutions Private Limited)
Annexure VI - Notes to the restated consolidated financial information
(All amounts in Rupees million, unless otherwise stated)

34 Related party transactions (continued)

iii Related Party transaction prior to elimination (As per Schedule VI (Para 11(I)(A)(i)(g)) of ICDR Regulations)

(b) Outstanding balances with related parties

Particulars	As at March 31, 2024	As at March 31, 2023	As at March 31, 2022
Merhaki Foods and Nutrition Private Limited			
Receivable for sale of goods	0.04	4.92	-

(xxxiii) Plantex E Commerce Private Limited

(a) Transactions with related parties

Particulars	Year ended March 31, 2024	Year ended March 31, 2023	Year ended March 31, 2022
Holding Company			
Globalbees Brands Private Limited			
Interest on Loan	9.80	5.53	-
Loan Taken	-	70.00	-
Other Group Companies			
Merhaki Foods and Nutrition Private Limited			
Purchase of goods	46.33	-	-
Sale of goods	62.69	10.41	-
Subvention Fees Expense	4.13	1.78	-
LRD Fees Expense	0.53	0.30	-
Sales commission Expense	-	-	-

(b) Outstanding balances with related parties

Particulars	As at March 31, 2024	As at March 31, 2023	As at March 31, 2022
Globalbees Brands Private Limited			
Loan Taken	70.00	70.00	-
Accrued Interest on Loan (Liability)	10.62	4.98	-
Merhaki Foods and Nutrition Private Limited			
Receivable for sale of goods	15.39	10.05	-

(xxxiv) Kitchenopedia Appliances Private Limited

(a) Transactions with related parties

Particulars	Year ended March 31, 2024	Year ended March 31, 2023	Year ended March 31, 2022
Other Group Companies			
Merhaki Foods and Nutrition Private Limited			
Subvention Fees Expense	-	2.21	-
LRD Fees Expense	-	0.20	-
Sale of goods	16.67	1.04	-
Purchase of goods	1.07	-	-

(b) Outstanding balances with related parties

Particulars	As at March 31, 2024	As at March 31, 2023	As at March 31, 2022
Globalbees Brands Private Limited			
Provision	-	-	-
Payable	29.26	27.43	-
Merhaki Foods and Nutrition Private Limited			
Receivable for sale of goods	-	0.50	-
Payable	3.51	-	-

Brainbees Solutions Limited (formerly known as Brainbees Solutions Private Limited)
Annexure VI - Notes to the restated consolidated financial information
(All amounts in Rupees million, unless otherwise stated)

34 Related party transactions (continued)

iii Related Party transaction prior to elimination (As per Schedule VI (Para 11(I)(A)(i)(g)) of ICDR Regulations)

(xxxv) Brainbees ESOP Trust

(a) Transactions with related parties

Particulars	Year ended March 31, 2024	Year ended March 31, 2023	Year ended March 31, 2022
Holding Company			
Brainbees Solutions Limited (formerly Brainbees Solutions Private Limited)			
Loan Received	3,631.60	-	51.81
Shares subscribed	3,631.60	-	51.81

(b) Outstanding balances with related parties

Particulars	As at March 31, 2024	As at March 31, 2023	As at March 31, 2022
Brainbees Solutions Limited (formerly Brainbees Solutions Private Limited)			
Loan repayable	3,683.41	51.81	51.81

(xxxvi) Intellibeas Solutions Private Limited

(a) Transactions with related parties

Particulars	Year ended March 31, 2024	Year ended March 31, 2023	Year ended March 31, 2022
Other Group Companies			
Digital Age Retail Private Limited			
A) Interest Expense	0.14	-	-
B) Loan taken	3.00	-	-

(b) Outstanding balances with related parties

Particulars	As at March 31, 2024	As at March 31, 2023	As at March 31, 2022
Digital Age Retail Private Limited			
A) Interest payable	0.14	-	-
B) Loan repayable	3.00	-	-
Brainbees Solutions Limited			
Capital advance given	1.50	-	-

(This space is intentionally left blank)

Brainbees Solutions Limited (formerly known as Brainbees Solutions Private Limited)
Annexure VI - Notes to the restated consolidated financial information
(All amounts in Rupees million, unless otherwise stated)

35 Additional Information As Required Under Schedule III To The Companies Act, 2013, Of Enterprises Consolidated As Subsidiary

For the year ended March 31, 2024

Name of the Entity	Net Assets, i.e. total assets		Share in profit or loss		Share of other		Share of total	
	As % of consolidated net assets	Amount (Rupees In million)	As % of consolidated (profit) or loss	Amount (Rupees In million)	As % of consolidated OCI	Amount (Rupees In million)	As % of total comprehensive income	Amount (Rupees In million)
Holding Company								
Brainbees Solutions Limited (formerly known as Brainbees Solutions Private Limited)	111.16%	42,147.29	19.34%	(621.94)	2.27%	(0.15)	19.31%	(622.09)
Indian Subsidiaries								
Intellibeas Solutions Private Limited	0.00%	(0.76)	0.02%	(0.67)	0.00%	-	0.02%	(0.67)
Swara Baby Products Private Limited	6.57%	2,491.03	-18.25%	586.70	0.00%	-	-18.21%	586.70
Firmroots Private Limited	0.19%	73.91	0.72%	(23.21)	0.45%	(0.03)	0.72%	(23.24)
Solis Hygiene Private Limited	1.52%	574.68	-6.94%	223.17	2.58%	(0.17)	-6.92%	223.00
Globalbees Brands Private Limited	35.05%	13,288.30	18.44%	(592.92)	-13.48%	0.89	18.38%	(592.03)
Joybees Private Limited	0.00%	0.10	0.00%	-	0.00%	-	0.00%	-
Digital Age Retail Private Limited	3.74%	1,419.64	11.41%	(366.70)	10.00%	(0.66)	11.40%	(367.36)
Foreign Subsidiary								
Firstcry Management DWC - LLC	18.08%	6,853.86	-0.02%	0.73	0.00%	-	-0.02%	0.73
Shenzhen Starbees Services Ltd	0.08%	30.46	-0.10%	3.17	12.27%	(0.81)	-0.07%	2.36
Indian Step down subsidiaries								
Merhaki Foods and Nutrition Private Limited	3.06%	1,159.56	13.54%	(435.19)	-0.45%	0.03	13.51%	(435.16)
Better & Brighter Home Care Private Limited	0.13%	50.84	-0.48%	15.57	-4.55%	0.30	-0.49%	15.87
Eyezen Technologies Private Limited	-0.02%	(5.89)	0.23%	(7.35)	0.00%	-	0.23%	(7.35)
Cloud Lifestyle Private Limited	-0.06%	(23.49)	0.15%	(4.76)	0.00%	-	0.15%	(4.76)
Maxinique Solution Private Limited	0.16%	61.34	5.87%	(188.85)	0.00%	-	5.86%	(188.85)
Kuber Mart Industries Private Limited	4.02%	1,523.77	0.56%	(17.93)	-5.30%	0.35	0.55%	(17.58)
Healthy Hey Foods LLP	0.04%	16.17	-0.23%	7.29	-1.21%	0.08	-0.23%	7.37
Butternut Ventures Private Limited	0.15%	57.97	0.50%	(16.19)	-0.45%	0.03	0.50%	(16.16)
Mush Textile Private Limited	0.03%	9.67	0.32%	(10.13)	-4.85%	0.32	0.30%	(9.81)
Dynamic IT Solution Private Limited	0.11%	42.40	3.17%	(102.07)	-5.15%	0.34	3.16%	(101.73)
HS Fitness Private Limited	-0.28%	(106.32)	2.44%	(78.31)	-20.61%	1.36	2.39%	(76.95)
DF Pharmacy Limited	1.76%	666.56	2.39%	(76.98)	0.30%	(0.02)	2.39%	(77.00)
Candes Technology Private Limited	-0.06%	(20.91)	5.68%	(182.76)	-9.39%	0.62	5.65%	(182.14)
Solarista Renewables Private Limited	0.59%	222.09	-0.49%	15.81	-5.15%	0.34	-0.50%	16.15
Encasa Homes Private Limited	0.30%	113.72	-1.64%	52.71	0.45%	(0.03)	-1.64%	52.68
Frootle India Private Limited	2.45%	929.55	-15.69%	504.58	13.94%	(0.92)	-15.63%	503.66
Wellspire India Private Limited	-0.02%	(5.71)	0.03%	(0.84)	0.00%	-	0.03%	(0.84)
Prayosha Expo Private Limited	0.66%	250.26	-1.75%	56.37	-0.15%	0.01	-1.75%	56.38
JW Brands Private Limited	0.56%	213.84	-1.73%	55.64	3.03%	(0.20)	-1.72%	55.44
Plantex E-Commerce Private Limited	1.61%	610.59	-1.19%	38.30	2.27%	(0.15)	-1.18%	38.15
Kitchenopedia Appliances Private Limited	0.30%	114.33	-0.75%	24.06	0.30%	(0.02)	-0.75%	24.04
Swara Hygiene Private Limited	0.34%	127.91	-4.04%	129.81	0.00%	-	-4.03%	129.81
Foreign Step down subsidiaries								
Firstcry Retail DWC - LLC	0.92%	349.48	11.25%	(361.72)	0.00%	-	11.23%	(361.72)
Firstcry Trading Company	3.75%	1,422.07	39.89%	(1,282.57)	40.91%	(2.70)	39.89%	(1,285.27)
Firstcry General Trading LLC	0.05%	19.30	-0.39%	12.47	0.00%	-	-0.39%	12.47
Globalbees Brands DWC- LLC	0.09%	33.59	-0.01%	0.37	0.00%	-	-0.01%	0.37
Other Entities where Control Exists								
Edubees Educational Trust	-0.14%	(54.71)	0.27%	(8.65)	-3.18%	0.21	0.26%	(8.44)
Brainbees ESOP Trust	0.00%	-	0.00%	-	0.00%	-	0.00%	-
Adjustments arising on account of Consolidation	-96.91%	(36,741.96)	17.48%	(562.08)	85.15%	(5.62)	17.62%	(567.70)
Total	100.00%	37,914.53	100.00%	(3,215.07)	100.00%	(6.60)	100.00%	(3,221.67)

Brainbees Solutions Limited (formerly known as Brainbees Solutions Private Limited)
Annexure VI - Notes to the restated consolidated financial information
(All amounts in Rupees million, unless otherwise stated)

For the year ended March 31, 2023

Name of the Entity	Net Assets, i.e. total assets minus total liabilities		Share in loss or profit		Share of other comprehensive income		Share of total comprehensive income	
	As % of consolidated net assets	Amount	As % of consolidated loss or profit	Amount	As % of consolidated OCI	Amount	As % of total comprehensive income	Amount
Holding Company								
Brainbees Solutions Limited (formerly known as Brainbees Solutions Private Limited)	89.04%	37,394.47	32.18%	(1,563.95)	50.95%	12.62	32.08%	(1,551.33)
Indian Subsidiaries								
Intellibeas Solutions Private Limited	0.00%	(0.09)	0.00%	(0.09)	0.00%	-	0.00%	(0.09)
Swara Baby Products Private Limited	4.52%	1,899.18	-6.28%	305.15	0.00%	-	-6.31%	305.15
Firmroots Private Limited	0.23%	97.15	0.60%	(29.23)	0.85%	0.21	0.60%	(29.02)
Solis Hygiene Private Limited	0.84%	351.68	0.77%	(37.24)	0.00%	-	0.77%	(37.24)
Globalbees Brands Private Limited	32.84%	13,790.87	1.27%	(61.50)	14.17%	3.51	1.20%	(57.99)
Joybees Private Limited	0.00%	0.10	0.00%	-	0.00%	-	0.00%	-
Digital Age Retail Private Limited	4.14%	1,737.51	1.85%	(90.15)	24.83%	6.15	1.74%	(84.00)
Foreign Subsidiary								
Firstcry Management DWC - LLC	11.55%	4,849.61	-0.08%	4.13	0.00%	-	-0.09%	4.13
Shenzhen Starbees Services Ltd	0.07%	28.10	-0.07%	3.44	0.81%	0.20	-0.08%	3.64
Indian Step down subsidiaries								
Merhaki Foods and Nutrition Private Limited	1.42%	594.72	4.08%	(198.48)	-0.93%	(0.23)	4.11%	(198.71)
Better & Brighter Home Care Private Limited	0.08%	34.96	0.09%	(4.16)	-1.05%	(0.26)	0.09%	(4.42)
Eyezen Technologies Private Limited	0.00%	1.46	0.21%	(10.31)	0.08%	0.02	0.21%	(10.29)
Cloud Lifestyle Private Limited	-0.04%	(18.72)	0.29%	(14.28)	0.12%	0.03	0.29%	(14.25)
Maxinique Private Limited	0.20%	83.80	4.51%	(219.09)	1.57%	0.39	4.52%	(218.70)
Kuber Mart Industries Private Limited	3.67%	1,541.35	0.28%	(13.60)	0.52%	0.13	0.28%	(13.47)
Healty Hey Foods LLP	0.02%	8.80	-0.03%	1.70	-0.48%	(0.12)	-0.03%	1.58
Butternut Ventures Private Limited	0.18%	74.12	0.57%	(27.76)	0.32%	0.08	0.57%	(27.68)
Mush Textile Private Limited	0.02%	7.09	0.88%	(42.89)	1.01%	0.25	0.88%	(42.64)
Dynamic IT Solution Private Limited	0.15%	63.93	1.97%	(95.98)	0.73%	0.18	1.98%	(95.80)
HS Fitness Private Limited	-0.07%	(29.37)	2.03%	(98.81)	1.90%	0.47	2.03%	(98.34)
DF Pharmacy Limited	1.77%	743.55	1.30%	(63.15)	-1.77%	(0.34)	1.31%	(63.49)
Candes Technology Private Limited	0.38%	161.23	3.03%	(147.13)	-0.73%	(0.18)	3.05%	(147.31)
Solarista Renewables Private Limited	0.49%	205.94	0.89%	(43.08)	-1.01%	(0.25)	0.90%	(43.33)
Encasa Homes Private Limited	0.15%	61.01	-0.19%	9.13	-0.52%	(0.13)	-0.19%	9.00
Frootle India Private Limited	1.01%	425.88	-3.24%	157.59	-7.51%	(1.86)	-3.22%	155.73
Wellspire India Private Limited	-0.01%	(4.88)	0.08%	(3.77)	0.00%	-	0.08%	(3.77)
Prayosha Expo Private Limited	0.46%	193.87	-0.92%	44.77	-0.52%	(0.13)	-0.92%	44.64
JW Brands Private Limited	0.29%	123.32	-0.39%	19.09	-0.52%	(0.13)	-0.39%	18.96
Plantex E-Commerce Private Limited	1.36%	572.44	0.52%	(25.43)	-0.81%	(0.20)	0.53%	(25.63)
Kitchenopedia Appliances Private Limited	0.21%	90.29	0.09%	(4.40)	0.00%	-	0.09%	(4.40)
Swara Hygiene Private Limited	0.00%	(1.90)	0.04%	(2.00)	0.00%	-	0.04%	(2.00)
Foreign Step down subsidiaries								
Firstcry Retail DWC - LLC	0.23%	95.15	13.05%	(634.28)	0.00%	-	13.12%	(634.28)
Firstcry Trading Company	3.12%	1,312.31	16.75%	(814.37)	0.00%	-	16.84%	(814.37)
Firstcry General Trading LLC	0.02%	6.66	-0.05%	2.39	0.00%	-	-0.05%	2.39
Globalbees Brands DWC- LLC	0.02%	7.74	-0.03%	1.63	0.00%	-	-0.03%	1.63
Other Entities where Control Exists								
Edubees Educational Trust	-0.11%	(46.27)	0.29%	(14.26)	0.85%	0.21	0.29%	(14.05)
Brainbees ESOP Trust	0.00%	-	0.00%	-	0.00%	-	0.00%	-
Adjustments arising on account of Consolidation								
	-58.24%	(24,460.14)	23.66%	(1,150.19)	16.75%	4.15	23.70%	(1,146.04)
Total	100.00%	41,996.92	100.00%	(4,860.56)	100.00%	24.77	100.00%	(4,835.79)

Brainbees Solutions Limited (formerly known as Brainbees Solutions Private Limited)
Annexure VI - Notes to the restated consolidated financial information
(All amounts in Rupees million, unless otherwise stated)

For the year ended March 31, 2022

Name of the Entity	Net Assets, i.e. total assets		Share in profit or loss		Share of other		Share of total	
	As % of consolidated net assets	Amount	As % of consolidated profit or loss	Amount	As % of consolidated OCI	Amount	As % of total comprehensive income	Amount
Holding Company								
Brainbees Solutions Limited (formerly known as Brainbees Solutions Private Limited)	82.96%	35,574.40	-23.86%	187.74	97.50%	10.52	-25.55%	198.26
Indian Subsidiaries								
Intellibeas Solutions Private Limited	0.00%	(0.04)	0.00%	-	0.00%	-	0.00%	-
Swara Baby Products Private Limited	3.72%	1,594.03	-39.84%	313.50	-0.74%	(0.08)	-40.39%	313.42
Firmroots Private Limited	-0.17%	(73.84)	5.47%	(43.05)	-1.20%	(0.13)	5.56%	(43.18)
Solis Hygiene Private Limited	0.91%	388.91	1.40%	(11.02)	0.00%	-	1.42%	(11.02)
Globalbees Brands Private Limited	31.85%	13,656.60	38.23%	(300.83)	-14.55%	(1.57)	38.97%	(302.40)
Joybees Private Limited	0.00%	0.10	0.00%	-	0.00%	-	0.00%	-
Foreign Subsidiary								
Firstcry Management DWC - LLC	5.84%	2,502.83	1.42%	(11.19)	24.56%	2.65	1.10%	(8.54)
Shenzhen Starbees Services Ltd	0.06%	24.47	-0.41%	3.21	11.58%	1.25	-0.57%	4.46
Indian Step Down Subsidiaries								
Merhaki Foods and Nutrition Private Limited	0.07%	28.45	3.77%	(29.70)	-0.46%	(0.05)	3.83%	(29.75)
Better & Brighter Home Care Private Limited	0.05%	19.39	0.00%	0.03	-10.66%	(1.15)	0.14%	(1.12)
Eyezen Technologies Private Limited	0.03%	11.76	-0.11%	0.86	-0.28%	(0.03)	-0.11%	0.83
Cloud Lifestyle Private Limited	-0.01%	(4.48)	0.07%	(0.57)	-0.28%	(0.03)	0.08%	(0.60)
Maxinique Solution Private Limited	0.30%	129.35	13.88%	(109.21)	-0.93%	(0.10)	14.09%	(109.31)
Kuber Mart Industries Private Limited	3.63%	1,554.81	-9.07%	71.38	-2.22%	(0.24)	-9.17%	71.14
Healty Hey Foods LLP	0.02%	7.22	-0.02%	0.15	0.00%	-	-0.02%	0.15
Butternut Ventures Private Limited	0.24%	101.81	0.21%	(1.65)	-0.65%	(0.07)	0.22%	(1.72)
Mush Textile Private Limited	0.05%	22.63	1.31%	(10.27)	-3.80%	(0.41)	1.38%	(10.68)
Dynamic IT Solution Private Limited	0.19%	79.74	3.59%	(28.22)	-3.06%	(0.33)	3.68%	(28.55)
HS Fitness Private Limited	0.16%	68.97	-0.55%	4.29	-16.96%	(1.83)	-0.32%	2.46
DF Pharmacy Limited	1.88%	807.04	0.20%	(1.59)	-0.19%	(0.02)	0.21%	(1.61)
Candes Technology Private Limited	0.14%	58.54	0.00%	0.00	0.00%	-	0.00%	-
Foreign Step Down Subsidiaries								
Firstcry Retail DWC - LLC	0.39%	166.55	94.40%	(742.82)	0.00%	-	95.72%	(742.82)
Firstcry Trading Company	1.32%	564.92	4.65%	(36.55)	0.00%	-	4.71%	(36.55)
Firstcry General Trading LLC	0.01%	5.63	-0.36%	2.87	0.00%	-	-0.37%	2.87
Globalbees Brands DWC- LLC	0.01%	6.11	0.00%	0.00	0.00%	-	0.00%	-
Other Entities where Control Exists								
Edubees Educational Trust	-0.08%	(32.22)	0.87%	(6.86)	2.13%	0.23	0.85%	(6.63)
Brainbees ESOP Trust	0.12%	51.81	0.00%	-	0.00%	-	0.00%	-
Adjustments arising on account of Consolidation	-33.66%	(14,435.08)	4.75%	(37.35)	20.20%	2.18	4.53%	(35.17)
Total	100.00%	42,880.41	100.00%	(786.85)	100.00%	10.79	100.00%	(776.06)

Brainbees Solutions Limited (formerly known as Brainbees Solutions Private Limited)
Annexure VI - Notes to the restated consolidated financial information
(All amounts in Rupees million, unless otherwise stated)

36 Financial instruments - Risk management

Financial risk management

The Group has exposure to the following risks arising from financial instruments:

- i) credit risk;
- ii) liquidity risk; and
- iii) market risk.

i. Risk management framework

The Holding Company's board of directors has overall responsibility for the establishment and oversight of the Group's risk management framework. The senior management is for developing and monitoring the Group's risk management policies. The management reports regularly to the board of directors on its activities.

The Group's risk management policies are established to identify and analyse the risks faced by the Group, to set appropriate risk limits and controls and to monitor risks and adherence to limits. Risk management policies and systems are reviewed regularly to reflect changes in market conditions and the Group's activities. The Group, through its training and management standards and procedures, aims to maintain a disciplined and constructive control environment in which all employees understand their roles and obligations.

ii. Credit risk

Credit risk is the risk of financial loss to the Group if a customer or counter party to a financial instrument fails to meet its contractual obligations, and arises principally from the Group's receivables from customers.

The Group's exposure to credit risk is influenced mainly by the individual characteristics of each customer. However, management also considers the factors that may influence the credit risk of its customer base, including the default risk associated with the industry and country in which customers operate.

The Group considers a financial asset in default when contractual payments are 90 days past due adjusted for forward-looking factors specific to the debtors and the economic environment. However, in certain cases, the Group may also consider a financial asset to be in default when internal or external information indicates that the Group is unlikely to receive the outstanding contractual amounts in full before taking into account any credit enhancements held by the Group. A financial asset is written off when there is no reasonable expectation of recovering the contractual cash flows. The Group considers that there has been a significant increase in credit risk when contractual payments are more than 30 days past due.

Credit risk exposure

Provision for expected credit losses

In respect to other financial assets, the Group follows a 12-months expected credit loss approach. The management does not foresee a material loss on account of credit risk due to the nature and credit worthiness of these financial assets. Further, the Group has not observed any material defaults in recovering such financial assets except trade receivables and hence the Group has not provided for credit impairment of these financial assets. The Group has provided for expected credit loss on trade receivables as follows.

Trade and other receivables

Particulars	Estimated gross carrying amount at default	Expected probability of default	Expected credit losses	Carrying amount net of impairment provision
March 31, 2024	2,272.96	3.91%	(88.89)	2,184.07
March 31, 2023	2,275.41	1.06%	(24.11)	2,251.30
March 31, 2022	2,182.02	0.10%	(2.19)	2,179.82

Expected credit loss for trade receivables under simplified approach

As at March 31, the Group has certain trade receivables that have not been settled by the contractual due date but are not considered to be impaired. The amounts as at March 31, analysed by the length of time past due, are:

March 31, 2024

Particulars	Estimated gross carrying amount at default	Expected probability of default	Expected credit losses	Carrying amount net of impairment provision
Not due	275.34	0.03%	(0.07)	275.27
Not more than 6 months	1,528.33	0.57%	(8.70)	1,519.63
More than 6 months	469.29	17.07%	(80.12)	389.17

March 31, 2023

Particulars	Estimated gross carrying amount at default	Expected probability of default	Expected credit losses	Carrying amount net of impairment provision
Not due	245.17	0.00%	-	245.17
Not more than 6 months	1,796.41	0.06%	(1.08)	1,795.33
More than 6 months	233.83	10.31%	(24.11)	209.72

March 31, 2022

Particulars	Estimated gross carrying amount at default	Expected probability of default	Expected credit losses	Carrying amount net of impairment provision
Not due	1,231.55	0.00%	-	1,231.55
Not more than 6 months	927.89	0.00%	-	927.89
More than 6 months	22.58	9.71%	(2.19)	20.38

Credit risk on cash and cash equivalents is limited as the Group generally invests in deposits with banks and financial institutions with high credit ratings assigned by domestic credit rating agencies.

All of the Group's loans at amortised cost are considered to have low credit risk, and the loss allowance, if any, is limited to 12 months' expected losses. Management considers instruments to be low credit risk when they have a low risk of default and the borrower has a strong capacity to meet its contractual cash flow obligations in the near term.

36 Financial instruments - Risk management (continued)

iii. Liquidity risk

Liquidity risk is the risk that the Group will encounter difficulty in meeting the obligations associated with its financial liabilities that are settled by delivering cash or another financial asset. The Group's approach to managing liquidity is to ensure, as far as possible, that it will have sufficient liquidity to meet its liabilities when they are due, under both normal and stressed conditions, without incurring unacceptable losses or risking damage to the Group's reputation. The management monitors rolling forecasts of the Group's liquidity position on the basis of expected cash flows.

Exposure to liquidity risk

The following are the remaining contractual maturities of financial liabilities at the reporting date. The amounts are gross and undiscounted, and include contractual interest payments.

March 31, 2024

Particulars	Carrying amount	Contractual cash flows		
		Less than 1 year	1- 3 years	More than 3 years
Borrowings	4,627.22	2,400.25	1,915.68	324.48
Lease Liabilities	9,598.25	2,027.72	3,839.04	7,702.67
Trade payables	9,079.46	9,079.46	-	-
Other financial liabilities	8,353.75	5,398.57	3,158.66	749.26

March 31, 2023

Particulars	Carrying amount	Contractual cash flows		
		Less than 1 year	1- 3 years	More than 3 years
Borrowings	1,764.74	1,214.34	431.76	119.17
Lease Liabilities	7,226.35	1,498.30	2,818.75	6,009.63
Trade payables	7,378.71	7,378.71	-	-
Other financial liabilities	7,979.34	1,159.89	1,767.78	5,819.97

March 31, 2022

Particulars	Carrying amount	Contractual cash flows		
		Less than 1 year	1- 3 years	More than 3 years
Borrowings	901.62	387.86	321.22	191.28
Lease Liabilities	3,191.92	834.92	1,464.80	2,091.52
Trade payables	5,289.14	5,289.14	-	-
Other financial liabilities	6,961.98	913.60	1,243.33	5,521.41

iv. Market risk

Market risk is the risk that changes in market prices such as foreign exchange rates, interest rates and equity prices will affect the Group's income or the value of its holdings of financial instruments. The objective of market risk management is to manage and control market risk exposures within acceptable parameters, while optimising the return.

Currency risk

The Group's exposure to foreign currency risk is limited as majority of the transactions are in its functional currency. As at the balance-sheet date, the Group had following foreign currency exposures which have not been hedged by any derivative financial instruments as they are not material.

Particulars	March 31, 2024		March 31, 2023		March 31, 2022	
	Foreign currency	Rupees	Foreign currency	Rupees	Foreign currency	Rupees
Trade and Other Payable - USD	(4.32)	(360.44)	(2.56)	(169.84)	(0.91)	(68.49)
Trade and Other Payable - EURO	(0.04)	(3.41)	(0.04)	(3.31)	(0.25)	(21.26)
Trade and Other Payable - GBP	-	-	-	-	(0.00)	(0.15)
Trade and Other Payable - SAR	-	-	(0.02)	(0.48)	-	-
Trade and Other Payable - SGD	-	-	-	(0.02)	(0.00)	(0.01)
Trade and Other Receivable - USD	0.64	54.35	0.58	47.54	0.79	63.67
Trade and Other Receivable - CNY	0.34	3.94	-	-	-	-
Trade and Other Receivable - GBP	-	-	0.00	0.06	0.00	0.07
Trade and Other Receivable - AED	-	-	0.00	0.08	0.00	0.00
Total		(305.56)		(125.97)		(26.17)

Foreign Currency Sensitivity analysis:

The following table details the Group's sensitivity to a 5% increase and decrease in the Rupees against the relevant foreign currencies. 5% is the sensitivity rate used when reporting foreign currency risk internally to key management personnel and represents management's assessment of the reasonably possible change in foreign exchange rates. The sensitivity analysis includes only outstanding foreign currency denominated monetary items and adjusts their translation at the period end for a 5% change in foreign currency rates. A positive number below indicates an increase in profit and equity where the Rupee strengthens 5% against the relevant currency. For a 5% weakening of the Rupee against the relevant currency, there would be a comparable impact on the profit & equity and the balances below would be negative.

Particulars	Impact on profit before tax and equity		
	March 31, 2024	March 31, 2023	March 31, 2022
USD sensitivity			
USD/Rs. -Increase by 5%	(15.30)	(6.12)	(0.24)
USD/Rs. -Decrease by 5%	15.30	6.12	0.24

36 Financial instruments - Risk management (continued)

Currency risk (continued)

Particulars	Impact on profit before tax and equity		
	March 31, 2024	March 31, 2023	March 31, 2022
EURO sensitivity			
EURO/Rs. -Increase by 5%	(0.17)	(0.17)	(1.06)
EURO/Rs. -Decrease by 5%	0.17	0.17	1.06
GBP sensitivity			
GBP/Rs. -Increase by 5%	-	-	(0.01)
GBP/Rs. -Decrease by 5%	-	-	0.01
SAR sensitivity			
SAR/Rs. -Increase by 5%	-	(0.02)	-
SAR/Rs. -Decrease by 5%	-	0.02	-
CNY sensitivity			
CNY/Rs. -Increase by 5%	0.20	-	-
CNY/Rs. -Decrease by 5%	(0.20)	-	-
AED sensitivity			
AED/Rs. -Increase by 5%	-	0.00	-
AED/Rs. -Decrease by 5%	-	(0.00)	-
SGD sensitivity			
SGD/Rs. -Increase by 5%	-	(0.00)	(0.00)
SGD/Rs. -Decrease by 5%	-	0.00	0.00

Interest rate risk

Interest rate risk is the risk that the fair value or future cash flow of a financial instrument will fluctuate because of changes in market interest rates. The Group is exposed to interest rate risk on short-term and long-term floating rate interest bearing liabilities. The Group's policy is to maintain a balance of fixed and floating interest rate borrowings and the proportion of fixed and floating rate debt is determined by prevailing interest rates. These exposures are reviewed by the management on a periodic basis.

The exposure of the Group's financial liabilities to interest rate risk based on liabilities as at reporting date is as follows:

Exposure to interest rate risk

Particulars	March 31, 2024	March 31, 2023	March 31, 2022
Fixed-rate instruments			
Financial assets	3,592.87	9,928.53	18,741.44
Financial liabilities	2,730.77	348.49	344.63
	6,323.64	10,277.02	19,086.07
Variable-rate instruments			
Financial liabilities	1,738.64	1,160.20	554.68
	1,738.64	1,160.20	554.68

Particulars	Impact on profit before tax and equity		
	March 31, 2024	March 31, 2023	March 31, 2022
Interest rate risk sensitivity			
Increase by 100 basis points	(17.39)	(11.60)	(5.55)
Decrease by 100 basis points	17.39	11.60	5.55

37 Capital Management

The Group's policy is to maintain a strong capital base so as to maintain investor, creditor and other stakeholders' confidence and to sustain future development of the business. In order to maintain or adjust the capital structure, the Group may adjust the amount of dividends paid to shareholders, return capital to shareholders, issue new share or sell assets to reduce debt.

Consistent with others in the industry, the Group monitors capital using a ratio of 'net debt' 'equity'. For this purpose, net debt is defined as total liabilities, comprising interest-bearing loans and borrowings less cash and cash equivalents and other balances with banks. Equity comprises all components of equity attributable to the owners of Holding Company.

The group strategy is to maintain a gearing ratio less than 1.50x. The gearing ratio at year end is as follows:

Particulars	March 31, 2024	March 31, 2023	March 31, 2022
Net Debt (as defined above)	(2,110.65)	(10,028.92)	(21,780.17)
Equity attributable to the owners	31,707.36	34,562.57	35,279.37
Gearing ratio	(0.07)	(0.29)	(0.62)

38 The Code on Social Security, 2020 ('Code') relating to employee benefits during employment and post-employment benefits received Presidential assent in September 2020. The Code has been published in the Gazette of India. However, the date on which the Code will come into effect has not been notified. The Company will assess the impact of the Code when it comes into effect and will record any related impact in the period when the Code becomes effective.

Brainbees Solutions Limited (formerly known as Brainbees Solutions Private Limited)
Annexure VI - Notes to the restated consolidated financial information
(All amounts in Rupees million, unless otherwise stated)

39 Other Statutory information required by schedule III to the Companies Act, 2013

- a) The Group does not have any benami property held in its name. No proceedings have been initiated on or are pending against the Group for holding benami property under the Benami Transactions (Prohibition) Act, 1988 (45 of 1988) and Rules made thereunder.
- b) The Group does not have any charges or satisfaction which is yet to be registered with the ROC beyond the statutory period.
- c) The Group has not traded or invested in Crypto currency or virtual currency.
- d) The Group does not have any transaction which is not recorded in the books of accounts that has been surrendered or disclosed as income in the tax assessment under the Income Tax Act, 1961 (such as search or survey or any other relevant provisions of the Income Tax Act, 1961.)
- e) The Group has not been declared wilful defaulter by any bank or financial institution or government or any government authority.
- f) The Group has not entered into any scheme of arrangement which has an accounting impact on all the years presented in these restated consolidated financial information.
- g) The Group has not advanced or loaned or invested funds to any other person(s) or entity (ies), including foreign entities (intermediaries) with the understanding that the intermediary shall :
 I) Directly or indirectly lend or invest in other person (s) or entities identified in any manner whatsoever on behalf of the Company (ultimate beneficiaries)
 II) Provide any guarantee, any securities or the like to or on behalf of the ultimate beneficiaries.
- h) The Group has not received any fund from any person (s) or entity (ies), including foreign entities (Funding party) with the understanding (whether recorded in writing or otherwise) that the group shall :
 a) Directly or indirectly lend or invest in other person (s) or entities identified in any manner whatsoever on behalf of the Group (ultimate beneficiaries)
 b) Provide any guarantee, any securities or the like to or on behalf of the ultimate beneficiaries.
- i) The Group has not revalued any of its property, plants and equipments including Right of Use asset and intangible assets.
- j) The Group has no transactions with any struck off company.
- k) The Group does not have any immovable property whose title deeds are not held in the name of the Group except those held under lease arrangements for which lease agreements are duly executed in the favour of the Group.
- l) The Group is in compliance with the number of layers prescribed under Clause (87) of Section 2 of the Companies Act read with the Companies (Restriction on number of Layers) Rules, 2017

40 The Group has modified the classification of Interest accrued on fixed deposits from "Other financial asset" to "Bank balances other than cash and cash equivalents" Comparative amounts in the notes to the financial statements were reclassified for consistency

Particulars	As at March 31, 2022	
	As per earlier reported	Revised classification
ASSETS		
Current assets		
Financial assets		
(d) Bank balances other than (c) above	18,378.36	18,633.10
(f) Other financial assets	382.99	128.25

*(c) Cash and cash equivalents

41 Subsequent Events

- a) Subsequent to year ended March 31, 2024, one of the warehouse where inventory of the Group was stocked, Hooghly, West Bengal, caught fire and the inventory and property, plant and equipment's therein were completely destroyed. The incident took place on May 20, 2024 before finalisation of the financial statements for the year ended March 31, 2024. At the date of incident, there was inventory of INR 747.89 million (including GST) in approximate value and carrying value of property, plant and equipment's of INR 76.40 million (historical cost including GST- Rs 266.43 million). The Group's insurance policy adequately covers the losses incurred. As on the date of finalisation of financial statements, the Company is in the process of filing the insurance claim.
 In opinion of the Management, since, the event took place post the reporting date of March 31, 2024, it is a non-adjusting event in these financial statements and hence, no corresponding financial impact is considered in the financial statements. Further, based on the facts mentioned above and as per the judgement of Management, there is no threat to the Going Concern of the business and hence does not warrants any adjustment to the financial assertions made in the financial statements in this regard.
- b) Subsequent to year ended March 31, 2024, one of the warehouse where inventory of the Group was lying, Harihar Complex, Mumbai Nashik Highway, Bhiwandi, Maharashtra, caught fire and the inventory lying therein was completely destroyed. The incident took place on April 27, 2024 but before finalisation of the financial statements for the year ended March 31, 2024. At the date of incident, there was inventory of INR 345.61 million in approximate value. The Group has filed a provisional insurance claim in the month of May 2024, before the date of finalisation of the financial statements for the year ended March 31, 2024. The claim is still under process to get finalised from the insurance company. The Group had already availed/ claimed unutilised GST ITC of INR 73.47 million on such stock lost by fire. In opinion of the Management, since, the event took place post the reporting date of March 31, 2024, it is a non-adjusting event in these financial statements and hence, no corresponding financial impact is considered in the financial statements. Further, in the judgement of Management, other than business loss for a temporary period there is no threat to the Going Concern of the business and hence does not warrants any adjustment to the financial assertions made in the financial statements in this regard.
- c) Subsequent to the year ended March 31, 2024, and in accordance with the resolution passed by circulation by the Holding Company's board of directors on July 5, 2024, all compulsorily convertible preference shares (CCPS) i.e. Series A CCPS, Series B CCPS, Series C CCPS, Series C1 CCPS, Series C2 CCPS, Series D1 CCPS and Series D2 CCPS, have been converted to equity shares at a 1:1 ratio.

Brainbees Solutions Limited (formerly known as Brainbees Solutions Private Limited)
Annexure VI - Notes to the restated consolidated financial information
(All amounts in Rupees million, unless otherwise stated)

42 The Ministry of Corporate Affairs (MCA) has prescribed a new requirement for companies under the proviso to Rule 3(1) of the Companies (Accounts) Rules, 2014 inserted by the Companies (Accounts) Amendment Rules 2021 requiring companies, which uses accounting software for maintaining its books of account, shall use only such accounting software which has a feature of recording audit trail of each and every transaction, creating an edit log of each change made in the books of account along with the date when such changes were made and ensuring that the audit trail cannot be disabled.

The Holding Company and its subsidiary companies incorporated in India have used accounting software for maintaining their respective books of account, which have a feature of recording audit trail (edit log) facility and the same have operated throughout the year for all relevant transactions recorded in the respective software, except for the instances mentioned below:

1. In case of the Holding Company and one subsidiary –

- a. The audit trail feature in the accounting software used for maintenance of accounting records was not enabled throughout the year, and
- b. The audit trail feature was not enabled at the database level for another accounting software to log any direct data changes, used for maintenance of billing records.

2. In case of two subsidiaries - The accounting software used for maintenance of all accounting records and payroll records are operated by third-party service provider. The audit trail feature was not enabled at the application level for the period 1 April 2023 to 14 August 2023 for the payroll software. In the absence of any information on existence of audit trail (edit logs) for any direct changes made at the database level in the 'Independent Service Auditor's Report on a Description of the Service Organization's System and the Suitability of the Design and Operating Effectiveness of Controls' ('Type 2 report', issued in accordance with AICPA Description criteria), we are unable to demonstrate whether audit trail feature with respect to the database was enabled and operated throughout the year used for both the accounting software.

3. In case of one subsidiary -

- a. The audit trail feature for accounting software used for maintenance of accounting records was not enabled from 1 April 2023 to 13 April 2023, and
 - b. The said accounting software did not capture the details of who made the changes i.e., User Id for one location from 13 April 2023 to 31 March 2024.
4. In case of one subsidiary - The audit trail feature for accounting software used for maintenance of accounting records was not enabled from 1 April 2023 to 3 April 2023.

5. In case of one subsidiary - The audit trail feature for accounting software used for maintenance of accounting records was not enabled from 1 April 2023 to 7 April 2023.

6. In case of two subsidiaries - The audit trail feature for accounting software used for maintenance of accounting records was not enabled throughout the year.

7. In case of one subsidiary - In the absence of the 'Independent Service Auditor's Assurance Report on the Description of Controls, their Design and Operating Effectiveness' ('Type 2 report' issued in accordance with SAE 3402, Assurance Reports on Controls at a Service Organisation), we are unable to demonstrate whether audit trail feature at the database of the said software was enabled and operated throughout the year.

8. In case of sixteen subsidiaries - In the absence of any information on existence of audit trail (edit logs) for any direct changes made at the database level in the 'Independent Service Auditor's Report on a Description of the Service Organization's System and the Suitability of the Design and Operating Effectiveness of Controls' ('Type 2 report', issued in accordance with AICPA Description criteria), we are unable to demonstrate whether audit trail feature with respect to the database of the said software was enabled and operated throughout the year.

As per our report of even date attached
for **Walker Chandiook & Co LLP**
Chartered Accountants
Firm Registration number - 001076N/N500013

for and on behalf of the Board of Directors
Brainbees Solutions Limited (formerly known as Brainbees Solutions Private Limited)

Shashi Tadwalkar
Partner
Membership No. - 101797
Place : Pune
Date : 05 July 2024

Supam Maheshwari
Managing Director
DIN : 01730685
Place : Pune
Date : 05 July 2024

Sanket Hattimattur
Director
DIN : 09593712
Place : Pune
Date : 05 July 2024

Gautam Sharma
Group Chief Financial Officer
Place : Pune
Date : 05 July 2024

Neelam Jethani
Company Secretary
Place : Pune
Date : 05 July 2024

Brainbees Solutions Limited (formerly known as Brainbees Solutions Private Limited)
Annexure VII - Statement of Adjustments to the Restated Consolidated Financial Information
(All amounts in Rupees million, unless otherwise stated)

Summarised below are the restatement adjustments made to the equity of the Audited Consolidated Financial Statements of the Group for the years ended March 31, 2024, March 31, 2023 and March 31, 2022 and their consequential impact on the equity of the Group:

Particulars	As at March 31, 2024	As at March 31, 2023	As at March 31, 2022
A. Total Equity as per Audited Consolidated Financial Statements	37,914.53	41,996.92	42,880.41
B. Adjustment:			
Material restatement Adjustment:			
(i) Audit qualifications	-	-	-
(iii) Deferred tax impact on adjustments in (i) and (ii), as applicable	-	-	-
C. Total impact of adjustments (i + ii + iii)	-	-	-
D. Total equity as per Restated Consolidated Financial Information (A+C)	37,914.53	41,996.92	42,880.41

Summarised below are the restatement adjustments made to the net profit of the audited consolidated financial statements of the Group for the year ended March 31, 2024, March 31, 2023 and March 31, 2022 and their impact on the profit of the Group:

Particulars	For the year ended March 31, 2024	For the year ended March 31, 2023	For the year ended March 31, 2022
A. Net Profit after tax as per Audited Consolidated Financial Statements	(3,215.07)	(4,860.56)	(786.85)
B. Adjustment:			
Material restatement Adjustment:			
(i) Audit qualifications	-	-	-
(ii) Adjustments due to prior period items / other adjustments	-	-	-
(iii) Deferred tax impact on adjustments in (i) and (ii), as applicable	-	-	-
C. Total impact of adjustments (i + ii + iii)	-	-	-
D. Net Profit after tax as per Restated Consolidated Financial Information (A+C)	(3,215.07)	(4,860.56)	(786.85)

1. Adjustments for audit qualification: None

2. Material regrouping:

On 24 March 2021, the Ministry of Corporate Affairs ("MCA") through a notification, amended Schedule III of the Companies Act, 2013. The amendments revise Division I, II and III of Schedule III and are applicable from 1 April 2021.

Appropriate regrouping/reclassification has been made in the Restated Consolidated Financial Information, wherever required, by reclassification of the corresponding items of income, expenses, assets, liabilities and cash flows, in order to bring them in line with the accounting policies and classification as per the Audited Consolidated Financial Statements for the year ended March 31, 2024 prepared in accordance with Schedule III (Division II) of the Act, requirements of Ind AS 1 - 'Presentation of financial statements' and other applicable Ind AS principles and the requirements of the Securities and Exchange Board of India (Issue of Capital & Disclosure Requirements) Regulations, 2018, as amended. The revised Division II is applicable for all financial issued after April 1, 2021. There has been no regrouping during the year ended March 31, 2024 and March 31, 2023. However, there are certain regroupings/reclassifications done for the year ended March 31, 2022. Refer note 40 of Annexure VI for further details.

3. Material restatement adjustments: None

4. Non-adjusting items:

Emphasis of matter paragraphs, audit qualifications and material uncertainty related to going concern paragraph for the year, which do not require any corrective adjustments in the Restated Consolidated Financial Information are as follows

- (i) In addition to the audit opinion on the consolidated financial statements, the auditors are required to comment upon the matters included in the Companies (Auditor's Report) Order, 2016 and 2020 ("the CARO 2016 Order" and the CARO 2020 Order") issued by the Central Government of India under sub-section (11) of Section 143 of Companies Act, 2013 on the standalone financial statements as at and for the financial years ended March 31, 2022, March 31, 2023 and March 31, 2024 respectively. Certain statements/comments included in the CARO in the respective financial statements, which do not require any adjustments in the Restated Consolidated Financial Information are reproduced below in respect of the financial statements presented.

1. Brainbees Solutions Limited (formerly known as Brainbees Solutions Private Limited) (Consolidated Financial Statements)

A) Following are the qualifications/adverse remarks reported by us (and the other auditors) in the Order reports of the companies included in the consolidated financial statements for the year ended 31 March 2024 or which such Order reports have been issued till date and made available to us:

Sr. No.	Name of the entities	CIN	Holding Company/ Subsidiary/JV /Associate	Clause number of the CARO report which is unfavourable or qualified or adverse
1	Better & Brighter Homecare Private Limited	U24139WB2009PTC135807	Subsidiary	(vii)
2	Butternut Ventures Private Limited	U15500MH2020PTC344952	Subsidiary	(xvii)
3	HS Fitness Private Limited	U71200HR2013PTC050241	Subsidiary	(ii), (vii) & (xvii)
4	DF Pharmacy Limited	U52311GJ2008PLC050241	Subsidiary	(xvii)
5	Wellspire India Private Limited	U52390MH2021PTC370225	Subsidiary	(xvii)
6	Candes Technology Private Limited	U31909DL2021PTC376160	Subsidiary	(ii) & (xvii)
7	Cloud Lifestyle Private Limited	U24100GJ2017PTC097708	Subsidiary	(xvii) & (xix)
8	Dynamic IT Solution Private Limited	U52399DL2002PTC117546	Subsidiary	(xvii)
9	Maxinique Solution Private Limited	U52339HR2020PTC090918	Subsidiary	(xvii)
10	Merhaki Foods and Nutrition Private Limited	U24100RJ2017PTC059188	Subsidiary	(xvii)
11	Firmroots Private Limited	U15400KA2016PTC086485	Subsidiary	(xvii)
12	Eyezen Technologies Private Limited	U74999MH2016PTC282804	Subsidiary	(xvii)
13	Frootle India Private Limited	U74999MH2019PTC332657	Subsidiary	(vii) & (xx)
14	Swara Hygiene Products Private Limited	U24246MP2022PTC061559	Subsidiary	(ii)
15	Digital Age Retail Private Limited	U52100PN2011PTC139221	Subsidiary	(vii)
16	Globalbees Brands Private Limited	U24299DL2021PTC380760	Subsidiary	(xvii)
17	Encasa Homes Private Limited	U52100MH1983PTC406756	Subsidiary	(vii)
18	Brainbees Solutions Private Limited	U51100PN2010PLC136340	Holding Company	(vii)

Clause (xvii) represents that these subsidiary companies has incurred cash losses in the financial year. Clause (vii) represents that these subsidiary companies has outstanding undisputed statutory dues on the last day of the financial year or a period of more than six months from the date they became payable. Clause (ii)(b) represents that the quarterly returns or statements filed by these subsidiary companies with banks or financial institutions are not in agreement with the books of account of this Company. Clause (xx) represents that these subsidiary companies has not transferred to unspent CSR amount to a fund specified in Schedule VII to the Companies Act, 2013 within period of six months of the expiry of the financial year

Brainbees Solutions Limited (formerly known as Brainbees Solutions Private Limited)
Annexure VII - Statement of Adjustments to the Restated Consolidated Financial Information
(All amounts in Rupees million, unless otherwise stated)

For the year ended March 31, 2023:

Clause (xxi) of CARO 2020 Order

As required by clause (xxi) of paragraph 3 of Companies (Auditor's Report) Order, 2020 ('the Order') issued by the Central Government of India in terms of section 143(11) of the Act, based on the consideration of the Order reports issued till date by us and by the respective other auditors, of companies included in the consolidated financial statements for the year ended 31 March 2023 and covered under the Act, we report that:

A) Following are the qualifications/adverse remarks reported by us (and the other auditors) in the Order reports of the companies included in the consolidated financial statements for the year ended 31 March 2023 or which such Order reports have been issued till date and made available to us:

Sr. No.	Name of the entities	CIN	Holding Company/ Subsidiary/JV /Associate	Clause number of the CARO report which is unfavourable or qualified or adverse
1	Better & Brighter Homecare Private Limited	U24139WB2009PTC135807	Subsidiary	(xvii)
2	Butternut Ventures Private Limited	U15500MH2020PTC344952	Subsidiary	(xvii)
3	HS Fitness Private Limited	U71200HR2013PTC050241	Subsidiary	(xvii)
4	Solarista Renewables Private Limited	U15121HR2018PTC075842	Subsidiary	(xvii)
5	Wellspire India Private Limited	U52390MH2021PTC370225	Subsidiary	(xvii)
6	Candes Technology Private Limited	U31909DL2021PTC376160	Subsidiary	(xvii)
7	Cloud Lifestyle Private Limited	U24100GJ2017PTC097708	Subsidiary	(xvii)
8	Dynamic IT Solution Private Limited	U52399DL2002PTC117546	Subsidiary	(xvii)
9	Maxinique Solution Private Limited	U52339HR2020PTC090918	Subsidiary	(xvii)
10	Merhaki Foods and Nutrition Private Limited	U24100RJ2017PTC059188	Subsidiary	(xvii)
11	Mush Textile Private Limited	U17303GJ2018PTC101321	Subsidiary	(xvii)
12	Firmroots Private Limited	U15400KA2016PTC086485	Subsidiary	(xvii)
13	Kuber Mart Industries Private Limited	U51909RJ2020PTC067933	Subsidiary	(vii)
14	JW Brands Private Limited	U18109KA2020PTC132453	Subsidiary	(vii)
15	Cloud Lifestyle Private Limited	U24100GJ2017PTC097708	Subsidiary	(vii)
16	DF Pharmacy Limited	U52311GJ2008PLC052704	Subsidiary	(vii)
17	HS Fitness Private Limited	U71200HR2013PTC050241	Subsidiary	(ii)(b)

Clause (xvii) represents that these subsidiary companies has incurred cash losses in the financial year. Clause (vii) represents that these subsidiary companies has outstanding undisputed statutory dues on the last day of the financial year or a period of more than six months from the date they became payable. Clause (ii)(b) represents that the quarterly returns or statements filed by these subsidiary companies with banks or financial institutions are not in agreement with the books of account of this Company.

1. Brainbees Solutions Limited (formerly known as Brainbees Solutions Private Limited) (Consolidated Financial Statements)

For the year ended March 31, 2022:

Clause (xxi) of CARO 2020 Order

In our opinion and according to the information and explanations given to us, following companies incorporated in India and included in the consolidated financial statements, have unfavourable remarks, qualification or adverse remarks given by the respective auditors in their reports under the Companies (Auditor's Report) Order, 2020 (CARO):

Sr. No.	Name of the entities	CIN	Holding Company/ Subsidiary/JV /Associate	Clause number of the CARO report which is unfavourable or qualified or adverse
1	Firmroots Private Limited	U15400KA2016PTC086485	Subsidiary	(xvii)
2	Solis Hygiene Private Limited	U17100MP2020PTC053997	Subsidiary	(xvii)
3	Globalbees Brands Private Limited	U24299DL2021PTC380760	Subsidiary	(xvii)
4	Merhaki Foods and Nutrition Private Limited	U24100RJ2017PTC059188	Subsidiary	(xvii)
5	Butternut Ventures Private Limited	U15500MH2020PTC344952	Subsidiary	(xvii)
6	Maxinique Solutions Private Limited	U52339HR2020PTC090918	Subsidiary	(xvii)
7	Candes Technology Private Limited	U31909DL2021PTC376160	Subsidiary	(xvii)

Clause (xvii) represents that these subsidiary company has incurred cash losses in the financial year.

2. Brainbees Solutions Limited (formerly known as Brainbees Solutions Private Limited) (Standalone Financial Statements)

For the year ended March 31, 2024:

Clause (vii) (b) of CARO 2020 Order

According to the information and explanation given to us, there are no statutory dues referred in sub-clause (a) which have been deposited with the appropriate authorities on account of any dispute except for the following:

Name of the Statute	Nature of dues	Amount (Rs. Million)	Amount paid under protest (Rs. Million)	Period to which the amount relates	Forum where dispute is pending
Income Tax Act, 1961	Income Tax	40.92	8.18	AY 2015-16	Commissioner of Income Tax (Appeals)
Income Tax Act, 1961	Income Tax	42.71	-	AY 2016-17	Commissioner of Income Tax (Appeals)
Income Tax Act, 1961	Income Tax	-	-	AY 2016-17	Commissioner of Income Tax (Appeals)
Income Tax Act, 1961	Income Tax	82.01	-	AY 2017-18	Commissioner of Income Tax (Appeals)
Customs Act, 1962	Custom Duty	0.53	-	FY 2020-21	Custom Commissionerate
State Goods & Services tax Act, 2017	Maharashtra Goods and Services tax	5.09	0.26	FY 2017-18	GST Appellate Tribunal
State Goods & Services tax Act, 2017	Delhi Goods and Services tax	2.03	0.10	FY 2017-18	GST Appellate Tribunal
State Goods & Services tax Act, 2017	Karnataka Goods and Services tax	19.99	0.90	FY 2017-18	GST Appellate Tribunal

Brainbees Solutions Limited (formerly known as Brainbees Solutions Private Limited)
Annexure VII - Statement of Adjustments to the Restated Consolidated Financial Information
(All amounts in Rupees million, unless otherwise stated)

For the year ended March 31, 2023:

Clause (vii) (b) of CARO 2020 Order

According to the information and explanations given to us, there are no statutory dues referred in sub-clause (a) which have not been deposited with the appropriate authorities on account of any dispute except for the following:

Name of the Statute	Nature of dues	Amount (Rs. Million)	Amount paid under protest (Rs. Million)	Period to which the amount relates	Forum where dispute is pending
Income Tax Act, 1961	Income Tax	40.92	8.18	AY 2015-16	Commissioner of Income Tax (Appeals)
Income Tax Act, 1961	Income Tax	-*	-	AY 2016-17 AY 2017-18	Commissioner of Income Tax (Appeals)
Customs Act, 1962	Custom Duty	0.53	-	FY 2019-20 FY 2020-21	Deputy Commissioner of Customs
Income Tax Act, 1961	Income Tax	16.35	2.53	AY 2016-17	Commissioner of Income Tax (Appeals)
State Goods & Services tax Act	GST	5.09	0.26	FY 2017-18	Deputy Commissioner of Sales Tax

(*) The Company has received assessment order wherein certain expenses have been added back to the taxable income, thereby, reducing the brought forward losses.

Clause (xvii) of CARO 2020 Order

The Company has incurred cash losses amounting to Rs. 516.72 million in the current financial year but had not incurred cash losses in the immediately preceding financial year.

For the year ended March 31, 2022:

Clause (vii) (b) of CARO 2020 Order

According to the information and explanations given to us and on the basis of our examination of the records of the Company, statutory dues relating to Goods and Service Tax, Provident Fund, Employees state Insurance, Income Tax, Duty of Customs or Cess or other statutory dues which have not been deposited on account of any dispute are as follows:

Name of the Statute	Nature of dues	Amount (Rs. Million)	Amount paid under protest (Rs. Million)	Period to which the amount relates	Forum where dispute is pending
Income Tax Act, 1961	Income Tax	40.92	-	AY 2015-16	Commissioner of Income Tax (Appeals)
Income Tax Act, 1961	Income Tax	-*	-	AY 2016-17 AY 2017-18	Commissioner of Income Tax (Appeals)
Income Tax Act, 1961	Income Tax	16.35	2.53	AY 2016-17	Commissioner of Income Tax (Appeals)
Delhi Value Added Tax Act, 2004	VAT	1.68	-	FY 2014-15 FY 2015-16 FY 2016-17	Sales Tax Department#
Central Sales Tax Act, 1956 & Maharashtra Value Added Tax Act, 2002	Sales Tax & VAT	22.05	1.08	FY 2015-16	Joint Commissioner of Sales Tax
Maharashtra Value Added Tax Act, 2002	VAT	0.02	-	FY 2016-17	Sales Tax Department
Central Sales Tax Act, 1956	Sales Tax (C-form submission)	2.13	-	2015-16 2016-17	Sales Tax Department
Maharashtra Value Added Tax Act, 2002	VAT	3.23	-	FY 2017-18	Deputy Commissioner of Sales Tax
Customs Act, 1962	Custom Duty	0.53	-	FY 2019-20 FY 2020-21	Deputy Commissioner of Customs

(*) The Company has received assessment order wherein certain expenses have been added back to the taxable income, thereby, reducing the brought forward losses.

(#) The Company is in the process of filing appeal

(ii) Material Uncertainty Related to Going Concern which do not require any adjustments in the restated consolidated financial information

1. Brainbees Solutions Limited (formerly known as Brainbees Solutions Private Limited) (Consolidated Financial Statements)

For the year ended March 31, 2023:

In relation to the matter described in Note 2.2 to the Statement and the following Emphasis of Matter paragraph included in audit report of the financial results of Firstcry Management DWC LLC (a subsidiary) of the Holding Company, audited by an independent firm of Chartered Accountants, vide their audit report dated 12 September 2023 which is reproduced by us as under:

We draw attention to note 2.2 in the consolidated financial statements, which indicates that the Group incurred a net loss of AED 66,040,216 for the year ended March 31, 2023, and as of that date, the Group had accumulated losses of AED 153,086,396. These conditions along with other matters indicate that a material uncertainty exists that may cast significant doubt on the Group's ability to continue as a going concern. The Parent Company has provided an undertaking to provide financial support to the Group for the foreseeable future to enable it to meet its obligations as and when they fall due. Our opinion is not modified in respect of this matter.

2. Firstcry Management DWC LLC

For the year ended March 31, 2023:

We draw attention to note 2.2 in the consolidated financial statements, which indicates that the Group incurred a net loss of AED 66,040,216 for the year ended 31 March 2023, and as of that date, the Group had accumulated losses of AED 153,086,396. These conditions along with other matters indicate that a material uncertainty exists that may cast significant doubt on the Group's ability to continue as a going concern. The Parent Company has provided an undertaking to provide financial support to the Group for the foreseeable future to enable it to meet its obligations as and when they fall due. Our opinion is not modified in respect of this matter.

3. Cloud Lifestyle Private Limited

For the year ended March 31, 2024:

We draw attention to note 2.2 of the financial statements which indicate that the Company has accumulated losses as at March 31, 2024 and its net worth has been fully eroded. Further, the Company has incurred a net cash loss during the year. These conditions, along with other mitigating factors have been explained in note 2.2 to establish the Company's ability to continue as a going concern. Our opinion is not qualified in respect of this matter.

For the year ended March 31, 2023:

We draw attention to note 2.2 of the financial statements which indicate that the Company has accumulated losses as at March 31, 2023 and its net worth has been fully eroded. Further, the Company has incurred a net cash loss during the year. These conditions, along with other mitigating factors have been explained in note 2.2 to establish the Company's ability to continue as a going concern. Our opinion is not qualified in respect of this matter.

4. Eyezen Technologies Private Limited

For the year ended March 31, 2024:

We draw out your attention to Note B33 to the financial statements which states that the Company had incurred net loss in the current financial year of Rs. 7.34 million (March 31, 2023 Rs. 10.31 million) and as on March 31, 2024 has negative net worth of Rs. 5.88 million and accumulated losses to the tune of Rs. 6.88 million. The existing operations of the Company have also significantly reduced resulting in huge decline of revenue. The management has made an assessment of the Company's operations and is in process of analysing new business opportunities to improve the financial performance and position of the Company. Further, the company has received support letter from the promoters cum shareholders of the Holding company for the financial and operational support. In view of the above, the Financial Statements have been prepared on a "going concern basis". Our opinion on the Ind AS Financial Statements is not modified in respect of above matter.

5. Wellspire India Private Limited

For the year ended March 31, 2024:

We draw out your attention to Note B32 of the Ind AS financial statements which states that the Company has incurred a loss of Rs. (0.83) million during the year ended March 31, 2024 (March 2023 Rs. (4.05) million) and as on date has accumulated losses of Rs. (5.79) million (March 2023 Rs. (4.96) million). The net worth of the Company has also eroded and stand at Rs. (5.69) million (March 2023 Rs. (4.86) million). The management has made future cash flow projections and is in process of analysing new business opportunities to improve the financial performance and position of the Company. Further, the company has received support letter from the promoters cum shareholders of the Holding company for the financial and operational support. In view of the above, the Financial Statements have been prepared on a "going concern basis". Our opinion on the Ind AS Financial Statements is not modified in respect of above matter.

6. HS Fitness Private Limited

For the year ended March 31, 2024:

We draw out your attention to Note B39 to the financial statements which states that the Company had incurred net loss in the current financial year of Rs. 78.31 million (March 31, 2023 Rs. 98.81 million) and as on March 31, 2024 has negative net worth of Rs. 106.32 million and accumulated losses to the tune of Rs. 107.32 million. The existing operations of the Company have also significantly reduced resulting in decline of revenue. The management has made an assessment of the Company's operations and is in process of analysing new business opportunities to improve the financial performance and position of the Company. Further, the company has received support letter from the promoters cum shareholders of the Holding company for the financial and operational support. In view of the above, the Financial Statements have been prepared on a "going concern basis". Our opinion on the Ind AS Financial Statements is not modified in respect of above matter.

(iii) Emphasis of Matter paragraph which do not require any adjustments in the restated consolidated financial information

1. HS Fitness Private Limited

For the year ended March 31, 2024:

We draw attention to Note B38 of the Ind AS Financial Statements wherein the Company has reported that during the financial year ended March 31, 2024, one of the warehouses where the inventory of the Company was lying, caught fire and resultantly the inventory lying therein has been destroyed. At the date of incident, there was inventory of INR 46.43 million. The Company has filed a provisional insurance claim in the Month of April 2024, before the date of finalisation of the financial statements for the year ended March 31, 2024 and the same is still under process to get finalised from the insurance company. The Company had already availed/ claimed unutilised GST ITC of INR 8.25 million on such stock lost by fire. The corresponding financial impact is considered in the financial statements and the judgement as per management assessment no further assessment is required in the financial statement in this regard. Our opinion on the Ind AS Financial Statements is not modified in respect of above matter.

2. Frootle India Private Limited

For the year ended March 31, 2024:

We draw attention to Note B36 of the Ind AS Financial Statements wherein the Company has reported in subsequent events that after the date as which these Ind As financial statements have been prepared for March 31, 2024, one of the warehouses where the inventory of the Company was lying, caught fire and resultantly the inventory lying therein has been destroyed. The incident took place on April 27, 2024 but before finalization of the Ind As financial statements for the year ended March 31, 2024. At the date of incident, there was inventory of INR 345.61 million in approximate value. The Company has filed a provisional insurance claim in the Month of May 2024, before the date of finalisation of the financial statements for the year ended March 31, 2024. The claim is still under process to get finalised from the insurance company. The Company had already availed/ claimed unutilised GST ITC of INR 73.47 million on such stock lost by fire. Since, the event took place post the reporting date of March 31, 2024, it is a non-adjusting event in these Ind As financial statements. In the judgement of management, other than business loss for a temporary period there is no threat to the Going Concern of the business and hence does not warrant any adjustment to the financial assertions made in the Ind As financial statement. Our opinion on the Ind AS Financial Statements is not modified in respect of above matter.

3. Wellspire India Private Limited

For the year ended March 31, 2024:

We draw attention to Note B31 of the Ind AS Financial Statements wherein the Company has reported in subsequent events that after the date as of which these Ind AS Financial Statements have been prepared for March 31, 2024, one of the warehouses where the inventory of the Company was lying, caught fire and resultantly the inventory lying therein has been destroyed. The incident took place on April 27, 2024 but before finalisation of the Ind AS financial statements for the year ended March 31, 2024. At the date of incident, there was inventory of INR 99.99 million in approximate value. The Company has filed a provisional insurance claim in the Month of May 2024, before the date of finalisation of the financial statements for the year ended March 31, 2024. The claim is still under process to get finalised from the insurance company. The Company had already availed/ claimed unutilised GST ITC of INR 18 million on such stock lost by fire. Since, the event took place post the reporting date of March 31, 2024, it is a non-adjusting event in these Ind AS financial statements and hence, no corresponding financial impact is considered in the Ind AS financial statements. In the judgement of Management, other than business loss for a temporary period there is no threat to the Going Concern of the business and hence does not warrant any adjustment to the financial assertions made in the Ind AS financial statements. Our opinion on the Ind AS Financial Statements is not modified in respect of above matter.

(iv) Reporting under Rule 11(g) of the Companies (Audit and Auditors) Rules, 2014 (as amended) included in the Audit Reports which do not require adjustment to the Restated Consolidated Financial Information for the year ended 31 March 2024

1. Frootle India Private Limited

The reporting under Rule 11(g) of the Companies (Audit and Auditors) Rules, 2014 is applicable from 1st April 2023. Based on our examination which included test checks, except for the instances mentioned below, the Company has used accounting softwares for maintaining its books of account, which have a feature of recording audit trail (edit log) facility and the same has operated throughout the year for all relevant transactions recorded in the respective software:

The feature of recording audit trail (edit log) facility was not enabled at the database level to log any direct data changes for the payroll management softwares used for maintaining the payroll records for the period 1st April 2023 to 14th August 2023. Further, for the periods where audit trail (edit log) facility was enabled and operated throughout the year for the respective accounting software, we did not come across any instance of the audit trail feature being tampered with.

2. Wellspire India Private Limited

The reporting under Rule 11(g) of the Companies (Audit and Auditors) Rules, 2014 is applicable from 1st April 2023. Based on our examination which included test checks, except for the instances mentioned below, the Company has used accounting softwares for maintaining its books of account, which have a feature of recording audit trail (edit log) facility and the same has operated throughout the year for all relevant transactions recorded in the respective software:

The feature of recording audit trail (edit log) facility was not enabled at the database level to log any direct data changes for the payroll management softwares used for maintaining the payroll records for the period 1st April 2023 to 14th August 2023.

Further, for the periods where audit trail (edit log) facility was enabled and operated throughout the year for the respective accounting software, we did not come across any instance of the audit trail feature being tampered with.

3. Kuber Mart Industries Private Limited

Based on our examination which included test checks, the company has used an accounting software for maintaining its books of account for the financial year ended 31st March 2024, which does not have the feature of recording audit trail (edit log) facility.

As proviso to Rule 3(1) of the Companies (Accounts) Rules, 2014 is applicable from April 1, 2023, reporting under Rule 11(g) of the Companies (Audit and Auditors) Rules, 2014 on preservation of Audit trail as per the statutory requirements for records retention is not applicable for the financial year ended 31st March 2024.

4. Prayasha Expo Private Limited

Based on our examination which included test checks, the company has used an accounting software for maintaining its books of account for the financial year ended 31st March 2024, which does not have the feature of recording audit trail (edit log) facility. As proviso to Rule 3(1) of the Companies (Accounts) Rules, 2014 is applicable from April 1, 2023, reporting under Rule 11(g) of the Companies (Audit and Auditors) Rules, 2014 on preservation of Audit trail as per the statutory requirements for records retention is not applicable for the financial year ended 31st March 2024.

5. Swara Hygiene Private Limited

Based on our examination, which include test check, the Company has used accounting software for maintaining its books of account for the financial year ended March 31, 2024 which has a feature of recording audit trail (edit log) facility and the same has operated throughout the year except for partial period from April 01, 2023 to April 07, 2023. The Company has enabled the audit trail features in the accounting software w.e.f April 08, 2023. Further, during the course of our audit we did not come across any instance of the audit trail feature being tampered with for the period from April 08, 2023 to March 31, 2024.

Proviso to Rule 3(1) of the Companies (Accounts) Rules, 2014 for maintaining books of account using accounting software which has a feature of recording audit trail (edit log) facility is applicable to the Company with effect from April 1, 2023, and accordingly, reporting under Rule 11(g) of Companies (Audit and Auditors) Rules, 2014 is applicable for the financial year ended March 31, 2024.

6. Digital Age Retail Private Limited

Remarks as required by section 143(3) under heading 'Report on Other Legal and Regulatory Requirement

a. In our opinion, proper books of account as required by law have been kept by the Company so far as it appears from our examination of those books, except for the matters stated in paragraph below on reporting under Rule 11(g) of the Companies (Audit and Auditors) Rules, 2014 (as amended);

b. The adverse remark relating to the maintenance of accounts and other matters connected there with are as stated in paragraph (a) above on reporting under section 143(3)(b) of the Act and paragraph below on reporting under Rule 11(g) of the Companies (Audit and Auditors) Rules, 2014 (as amended);

As stated in note 42 to the financial statements and based on our examination which included test checks, except for instances mentioned below, the Company, in respect of financial year commencing on 1 April 2023, has used accounting software for maintaining its books of account, which have a feature of recording audit trail (edit log) facility and the same have been operated for all relevant transactions recorded in the software. Further, during the course of our audit we did not come across any instance of audit trail feature being tampered with, other than the consequential impact of the exceptions given below:

a) The audit trail feature in the accounting software used for maintenance of accounting records was not enabled throughout the year.

b) The audit trail feature was not enabled at the database level for another accounting software to log any direct data changes, used for maintenance of billing records by the Company.

7. Firmroots Private Limited

Remarks as required by section 143(3) under heading 'Report on Other Legal and Regulatory Requirement

a. In our opinion, proper books of account as required by law have been kept by the Company so far as it appears from our examination of those books, except for the matters stated below on reporting under Rule 11(g) of the Companies (Audit and Auditors) Rules, 2014 (as amended). Further, the back-up of the books of accounts and other books and papers of the Company maintained in electronic mode has not been maintained on servers physically located in India, on a daily basis;

b. The qualification relating to the maintenance of accounts and other matters connected therewith are as stated in paragraph (a) above on reporting under section 143(3)(b) of the Act and paragraph below on reporting under Rule 11(g) of the Companies (Audit and Auditors) Rules, 2014 (as amended);

As stated in note 40 of to the accompanying financial statements and based on our examination which included test checks the Company, in respect of financial year commencing on 1 April 2023, has used an accounting software for maintaining its books which is operated by a third-party software service provider.

In the absence of the 'Independent Service Auditor's Assurance Report on the Description of Controls, their Design and Operating Effectiveness' ('Type 2 report' issued in accordance with SAE 3402, Assurance Reports on Controls at a Service Organisation), we are unable to comment on whether audit trail feature at the database of the said software was enabled and operated throughout the year.

Further, during the course of our audit we did not come across any instance of audit trail feature being tampered with, at the application level where such feature is enabled.

8. Solis Hygiene Private Limited

Remarks as required by section 143(3) under heading 'Report on Other Legal and Regulatory Requirement

a. In our opinion, proper books of account as required by law have been kept by the Company so far as it appears from our examination of those books, except for the matters stated in paragraph below on reporting under Rule 11(g) of the Companies (Audit and Auditors) Rules, 2014 (as amended).

b. The qualification relating to the maintenance of accounts and paragraph (a) above on reporting under section 143(3)(b) of the Act and paragraph below on reporting under Rule 11(g) of the Companies (Audit and Auditors) Rules, 2014 (as amended);

As stated in note 47 to the financial statements and based on our examination which included test checks, the Company, in respect of financial year commencing on 1 April 2023, has used an accounting software for maintaining its books of account, which has a feature of recording audit trail (edit log) facility and the same has been operated throughout the year for all relevant transactions recorded in the software except that, audit trail was not enabled for the period 1 April 2023 to 3 April 2023. Further, during the course of our audit we did not come across any instance of audit trail feature being tampered with where such feature is enabled.

Brainbees Solutions Limited (formerly known as Brainbees Solutions Private Limited)
Annexure VII - Statement of Adjustments to the Restated Consolidated Financial Information
(All amounts in Rupees million, unless otherwise stated)

9. Globalbees Brands Private Limited

Remarks as required by section 143(3) under heading 'Report on Other Legal and Regulatory Requirement

- a. In our opinion, proper books of account as required by law have been kept by the Company so far as it appears from our examination of those books except for the matters stated in paragraph below on reporting under Rule 11(g) of the Companies (Audit and Auditors) Rules, 2014 (as amended).
- b. The qualification relating to the maintenance of accounts and other matters connected therewith are as stated in paragraph (a) above on reporting under section 143(3)(b) of the Act and paragraph below on reporting under Rule 11(g) of the Companies (Audit and Auditors) Rules, 2014 (as amended);

As stated in note 50 to the financial statements and based on our examination which included test checks the Company, in respect of financial year commencing on 1 April 2023, has used an accounting software for maintaining its books of account which is operated by a third-party software service provider.

In the absence of any information on existence of audit trail (edit logs) for any direct changes made at the database level in the 'Independent Service Auditor's Report on a Description of the Service Organization's System and the Suitability of the Design and Operating Effectiveness of Controls' ('Type 2 report', issued in accordance with AICPA Description criteria), we are unable to comment on whether audit trail feature with respect to the database of the said software was enabled and operated throughout the year. Further, during the course of our audit we did not come across any instance of audit trail feature being tampered with, at the application level where such feature is enabled.

10. Swara Baby Products Private Limited

Remarks as required by section 143(3) under heading 'Report on Other Legal and Regulatory Requirement

- a. In our opinion, proper books of account as required by law have been kept by the Company so far as it appears from our examination of those books, except for the matters stated in paragraph below on reporting under Rule 11(g) of the Companies (Audit and Auditors) Rules, 2014 (as amended).;
- b. The qualification relating to the maintenance of accounts and other matters connected therewith are as stated in paragraph above on reporting under section 143(3)(b) of the Act and paragraph below on reporting under Rule 11(g) of the Companies (Audit and Auditors) Rules, 2014 (as amended);

As stated in note 47 to the financial statements and based on our examination which included test checks, except for instances mentioned below, the Company, in respect of financial year commencing on 1 April 2023, has used an accounting software for maintaining its books of account, which has a feature of recording audit trail (edit log) facility and the same has been operated for all relevant transactions recorded in the software. Further, during the course of our audit we did not come across any instance of audit trail feature being tampered with, other than the consequential impact of the exceptions given below:

- a) The audit trail feature for accounting software used for maintenance of accounting records was not enabled from 1 April 2023 to 13 April 2023.
- b) The accounting software used for maintenance of books of accounts of the Company from 13 April 2023 to 31 March 2024 did not capture the details of who made the changes i.e., User Id for one location.

11. Brainbees Solutions Limited

Remarks as required by section 143(3) under heading 'Report on Other Legal and Regulatory Requirement

- a. In our opinion, proper books of account as required by law have been kept by the Company so far as it appears from our examination of those books, except for the matters stated in paragraph 13(h)(vi) below on reporting under Rule 11(g) of the Companies (Audit and Auditors) Rules, 2014 (as amended).
- b. The adverse remark relating to the maintenance of accounts and other matters connected there with are as stated in paragraph 13(b) above on reporting under section 143(3)(b) of the Act and paragraph 13(h)(vi) below on reporting under Rule 11(g) of the Companies (Audit and Auditors) Rules, 2014 (as amended);

As stated in note 50 to the standalone financial statements and based on our examination which included test checks, except for instances mentioned below, the Company, in respect of financial year commencing on 1 April 2023, has used accounting software for maintaining its books of account, which have a feature of recording audit trail (edit log) facility and the same have been operated for all relevant transactions recorded in the software. Further, during the course of our audit we did not come across any instance of audit trail feature being tampered with, other than the consequential impact of the exceptions given below:

- a) The audit trail feature in the accounting software used for maintenance of accounting records was not enabled throughout the year.
- b) The audit trail feature was not enabled at the database level for another accounting software to log any direct data changes, used for maintenance of billing records by the Company.

12. Brainbees Solutions Limited (Consolidated)

Remarks as required by section 143(3) under heading 'Report on Other Legal and Regulatory Requirement

- a. In our opinion, proper books of account as required by law relating to preparation of the aforesaid consolidated financial statements have been kept so far as it appears from our examination of those books and the reports of the other auditors, except for the matters stated in paragraph below on reporting under Rule 11(g) of the Companies (Audit and Auditors) Rules, 2014 (as amended).
- b. The qualification / adverse remark relating to the maintenance of accounts and other matters connected there with are as stated in paragraph (a) above on reporting under section 143(3)(b) of the Act and paragraph below on reporting under Rule 11(g) of the Companies (Audit and Auditors) Rules, 2014 (as amended);

As stated in note 42 to the consolidated financial statements and based on our examination which included test checks and that performed by the respective auditors of the subsidiaries of the Holding Company which are companies incorporated in India and audited under the Act, except for the instances mentioned below, the Holding Company and its subsidiaries, in respect of financial year commencing on 1 April 2023, have used accounting software for maintaining their books of account, which have a feature of recording audit trail (edit log) facility and the same have been operated throughout the year for all relevant transactions recorded in the software. Further, during the course of our audit we and respective auditors of the above referred subsidiaries did not come across any instance of audit trail feature being tampered with, other than the consequential impact of the exceptions given below:

1. In case of the Holding Company and one subsidiary –

- a. The audit trail feature in the accounting software used for maintenance of accounting records was not enabled throughout the year, and
- b. The audit trail feature was not enabled at the database level for another accounting software to log any direct data changes, used for maintenance of billing records.

2. In case of two subsidiaries - The accounting software used for maintenance of all accounting records and payroll records are operated by third-party service provider. The audit trail feature was not enabled at the application level for the period 1 April 2023 to 14 August 2023 for the payroll software. In the absence of any information on existence of audit trail (edit logs) for any direct changes made at the database level in the 'Independent Service Auditor's Report on a Description of the Service Organization's System and the Suitability of the Design and Operating Effectiveness of Controls' ('Type 2 report', issued in accordance with AICPA Description criteria), we are unable to comment on whether audit trail feature with respect to the database was enabled and operated throughout the year used for both the accounting software.

Brainbees Solutions Limited (formerly known as Brainbees Solutions Private Limited)
Annexure VII - Statement of Adjustments to the Restated Consolidated Financial Information
(All amounts in Rupees million, unless otherwise stated)

3. In case of one subsidiary -
a. The audit trail feature for accounting software used for maintenance of accounting records was not enabled from 1 April 2023 to 13 April 2023, and
b. The said accounting software did not capture the details of who made the changes i.e., User Id for one location from 13 April 2023 to 31 March 2024.
4. In case of one subsidiary - The audit trail feature for accounting software used for maintenance of accounting records was not enabled from 1 April 2023 to 3 April 2023.
5. In case of one subsidiary - The audit trail feature for accounting software used for maintenance of accounting records was not enabled from 1 April 2023 to 7 April 2023.
6. In case of two subsidiaries - The audit trail feature for accounting software used for maintenance of accounting records was not enabled throughout the year.
7. In case of one subsidiary - In the absence of the 'Independent Service Auditor's Assurance Report on the Description of Controls, their Design and Operating Effectiveness' ('Type 2 report' issued in accordance with SAE 3402, Assurance Reports on Controls at a Service Organisation), we are unable to comment on whether audit trail feature at the database of the said software was enabled and operated throughout the year
8. In case of sixteen subsidiaries - In the absence of any information on existence of audit trail (edit logs) for any direct changes made at the database level in the 'Independent Service Auditor's Report on a Description of the Service Organization's System and the Suitability of the Design and Operating Effectiveness of Controls' ('Type 2 report', issued in accordance with AICPA Description criteria), we are unable to comment on whether audit trail feature with respect to the database of the said software was enabled and operated throughout the year.

As per our report of even date attached
for **Walker Chandiok & Co LLP**
Chartered Accountants
Firm Registration number - 001076N/N500013

for and on behalf of the Board of Directors
Brainbees Solutions Limited (formerly known as Brainbees Solutions Private Limited)

Shashi Tadwalkar
Partner
Membership No. - 101797
Place : Pune
Date : 05 July 2024

Supam Maheshwari
Managing Director
DIN : 01730685
Place : Pune
Date : 05 July 2024

Sanket Hattimattur
Director
DIN : 09593712
Place : Pune
Date : 05 July 2024

Gautam Sharma
Group Chief Financial Officer
Place : Pune
Date : 05 July 2024

Neelam Jethani
Company Secretary
Place : Pune
Date : 05 July 2024

UNAUDITED PRO FORMA CONSOLIDATED FINANCIAL INFORMATION

[This page has been intentionally left blank]

Independent Practitioner’s report on the compilation of Unaudited Pro Forma Consolidated Financial Information to be included in the Red Herring Prospectus (‘RHP’) and Prospectus (the “Offer Documents”) in connection with proposed Initial Public Offer of equity shares (‘Proposed IPO’) by Brainbees Solutions Limited (formerly known as Brainbees Private Solutions Limited)

To the Board of Directors,

Brainbees Solutions Limited (Formerly known as Brainbees Solutions Private Limited),

Rajashree Business Park,
Survey No.338, Next to Sohrabh Hall,
Tadiwala Road,
Pune, 411001
Maharashtra, India

Dear Sirs,

1. We, Walker Chandiook & Co LLP, Chartered Accountants, have completed our assurance engagement to report on the Compilation of Unaudited Pro Forma Consolidated Financial Information of **Brainbees Solutions Limited** (formerly known as ‘Brainbees Solutions Private Limited’) (‘the Holding Company’), its subsidiaries, its step down subsidiaries, its limited liability partnership and controlled trusts (together referred to as ‘the Group’) included in the Unaudited Pro forma Consolidated Financial Information). The Unaudited Pro Forma Consolidated Financial Information consists of the Unaudited Pro Forma Consolidated Balance Sheet as at 31 March 2023 and 31 March 2022, the Unaudited Pro Forma Consolidated Statement of Profit and Loss for the years ended 31 March 2023 and 31 March 2022 including the related notes thereon (hereinafter referred as ‘Unaudited Pro Forma Consolidated Financial Information’/ ‘Unaudited Pro Forma Consolidated Financial Information’). The applicable criteria on the basis of which the management has compiled the Pro Forma Consolidated Financial information are specified in the “Basis of preparation paragraph” as described in note 2 to the Unaudited Pro Forma Consolidated Financial Information. The details of subsidiaries, step down subsidiaries, Limited Liability Partnership (LLP) and controlled trusts included in the Group for the year ended 31 March 2023 and 31 March 2022 are set out in Annexure 1 to the Pro Forma Consolidated Financial Information.
2. The Pro Forma Consolidated Financial Information has been compiled by Management to illustrate the impact of a significant business acquisition of a material subsidiary company, Digital Age Retail Private Limited, (‘DARP’) made during the year ended 31 March 2023 as set out in Note 3, on the Group’s financial position as at 31 March 2023 and 31 March 2022 and Group’s financial performance for the years ended 31 March 2023 and 31 March 2022 respectively, as if the acquisition has taken place at 01 April 2021 i.e. the beginning of the earliest period being presented.
3. As a part of this process, information about the Group’s financial position and financial performance has been extracted by Management from the following financial statements / financial information:
 - a) Consolidated Financial Statements of the Group as of and for the years ended 31 March 2023 and 31 March 2022, respectively, on which we and the predecessor auditors, have issued unmodified audit reports dated 25 September 2023 and 22 August 2022;
 - b) Audited special purpose interim financial statements of DARP for the period from 01 April 2022 to 01 May 2022 on which we have issued unmodified audit opinion vide our special purpose audit report dated 27 December 2023; and
 - c) Audited financial statements of DARP for the year ended 31 March 2022 on which the predecessor auditors, have issued unmodified audit opinion vide their audit report dated 12 August 2022.

Management’s Responsibility for the Pro Forma Consolidated Financial Information

4. The Management is responsible for compiling the Pro Forma Consolidated Financial Information on the basis stated in note 2 to the Pro Forma Consolidated Financial Information which has been approved by the Board of Directors of the Company. Management’s responsibility includes the responsibility for designing, implementing and maintaining internal control relevant for compiling the

Pro Forma Consolidated Financial Information on the basis stated in note 2 to the Pro Forma Consolidated Financial Information that is free from material misstatement, whether due to fraud or error. The Management is also responsible for identifying and ensuring that the Company complies with the laws and regulations applicable to its activities, including compliance with the provisions of the laws and regulations for the compilation of Pro Forma Consolidated Financial Information.

Practitioner's Responsibilities

5. Our responsibility is to express an opinion, about whether the Pro Forma Consolidated Financial Information of the Group has been compiled, in all material respects, by the Management on the basis stated in note 2 to the Pro Forma Consolidated Financial Information.
6. We conducted our engagement in accordance with Standard on Assurance Engagements (SAE) 3420, Assurance Engagements to Report on the Compilation of Pro Forma Consolidated Financial Information Included in a Prospectus, issued by the Institute of Chartered Accountants of India. This Standard requires that the practitioner comply with ethical requirements and plan and perform procedures to obtain reasonable assurance about whether the Management has compiled, in all material respects, the Pro Forma Consolidated Financial Information on the basis stated in note 2 to the Pro Forma Consolidated Financial Information.
7. For purposes of this engagement, we are not responsible for updating or reissuing any reports or opinions on any historical financial information used in compiling the Pro Forma Consolidated Financial Information, nor have we, in the course of this engagement, performed an audit or review of the financial information used in compiling the Pro Forma Consolidated Financial Information.
8. The purpose of Pro Forma Financial Information included in the Offer Documents is solely to illustrate the impact of a significant event or transaction on unadjusted financial information of the entity as if the event had occurred or the transaction had been undertaken at an earlier date selected for purposes of the illustration. Accordingly, we do not provide any assurance that the actual outcome of the event or transaction at 1 April 2021 with consequential impact during the years ended 31 March 2023 and 31 March 2022 would have been as presented.
9. A reasonable assurance engagement to report on whether the Pro Forma Consolidated Financial Information has been compiled, in all material respects, on the basis stated in note 2 to the Pro Forma Consolidated Financial Information, involves performing procedures to assess whether the applicable criteria used by the Management in the compilation of the Pro Forma Consolidated Financial Information provide a reasonable basis for presenting the significant effects directly attributable to the event or transaction, and to obtain sufficient appropriate evidence about whether:
 - The related Pro Forma Adjustments give appropriate effect to those criteria; and
 - The Pro Forma Consolidated Financial Information reflects the proper application of those adjustments to the unadjusted financial information.
10. The procedures selected depend on the practitioner's judgment, having regard to the practitioner's understanding of the nature of the company, the event or transaction in respect of which the Pro Forma Consolidated Financial information has been compiled, and other relevant engagement circumstances. The engagement also involves evaluating the overall presentation of the Pro Forma Consolidated Financial information. We believe that the evidence we have obtained is sufficient and appropriate to provide a basis for our opinion.
11. Our work has not been carried out in accordance with auditing or other standards and practices generally accepted in other jurisdictions and accordingly should not be relied upon as if it had been carried out in accordance with those standards and practices.

Opinion

12. In our opinion, the Pro Forma Consolidated Financial Information has been compiled, in all material respects, on the basis stated in note 2 to the Pro Forma Consolidated Financial Information.

Restrictions on Use

13. This report should not in any way be construed as a re-issuance or re-dating of any of the previous audit report issued by us or any other Chartered Accountants. We have no responsibility to update our report for events and circumstances occurring after the date of the report.
14. Our report is intended solely for use of the Board of Directors for inclusion in the Offer Documents to be filed with the Registrar of Companies, Maharashtra at Pune, Securities and Exchange Board of India, BSE Limited, National Stock Exchange of India Limited and the Registrar of Companies in connection with the Proposed Initial Public Offering of the equity shares of the Holding Company. Our report is solely issued for aforementioned purpose and should not be used or referred to for any other purpose except with our prior consent in writing. Accordingly, we do not accept or assume any liability or any duty of care for any other purpose without our prior consent in writing.

For **Walker Chandiok & Co LLP**
Chartered Accountants
Firm's Registration No.: 001076N/N500013

Shashi Tadwalkar
Partner
Membership No.: 101797

UDIN: 24101797BKCPDY3824

Place: Pune
Date: 05 July 2024

Brainbees Solutions Limited (formerly known as Brainbees Solutions Private Limited)
Pro forma Consolidated Balance Sheet
(All amounts in Rupees millions, unless otherwise stated)

Particulars	March 31, 2023				
	Consolidated Balance Sheet of Brainbees Solutions Limited (Note 1 and 2)	Digital Age Retail Private Limited Balance Sheet (Note 3)	Pro forma Adjustments (Note 4)	Inter-Company Eliminations (Note 5)	Group Pro Forma Consolidated Balance sheet
	1	2	3	4	5 Sum (1 to 4)
Assets					
Non-current assets					
Property, plant and equipment	4,215.74	-	-	-	4,215.74
Capital work-in-progress	245.25	-	-	-	245.25
Right of use asset	7,116.56	-	-	-	7,116.56
Goodwill	7,758.41	-	-	-	7,758.41
Other intangible assets	16,240.84	-	-	-	16,240.84
Intangible assets under development	19.64	-	-	-	19.64
Financial assets					
(a) Investments	0.08	-	-	-	0.08
(b) Other financial assets	891.22	-	-	-	891.22
Deferred tax assets	1,627.88	-	-	-	1,627.88
Income tax assets (net)	273.40	-	-	-	273.40
Other non-current assets	2,780.37	-	-	-	2,780.37
Total non-current assets	41,169.39	-	-	-	41,169.39
Current assets					
Inventories	12,860.03	-	-	-	12,860.03
Financial assets					
(a) Investments	0.04	-	-	-	0.04
(b) Trade receivables	2,251.30	-	-	-	2,251.30
(c) Cash and cash equivalents	2,593.51	-	-	-	2,593.51
(d) Bank balances other than (c) above	9,001.25	-	-	-	9,001.25
(e) Loans	390.77	-	-	-	390.77
(f) Other financial assets	329.52	-	-	-	329.52
Other current assets	2,602.46	-	-	-	2,602.46
Total current assets	30,028.88	-	-	-	30,028.88
Total Assets	71,198.27	-	-	-	71,198.27
Equity and liabilities					
Equity					
Equity share capital	814.71	-	-	-	814.71
Equity component of compulsorily convertible preference shares	70.37	-	-	-	70.37
Other equity	33,677.49	-	-	-	33,677.49
Equity Attributable to owners of the company	34,562.57	-	-	-	34,562.57
Non-Controlling Interest	7,434.35	-	-	-	7,434.35
Total equity	41,996.92	-	-	-	41,996.92
Liabilities					
Non-current liabilities					
Financial liabilities					
(a) Borrowings	550.40	-	-	-	550.40
(b) Lease liabilities	6,408.86	-	-	-	6,408.86
(c) Other financial liabilities	6,819.48	-	-	-	6,819.48
Provisions	187.51	-	-	-	187.51
Deferred tax liabilities	3,014.62	-	-	-	3,014.62
Other non-current liabilities	172.06	-	-	-	172.06
Total non-current liabilities	17,152.93	-	-	-	17,152.93
Current liabilities					
Financial liabilities					
(a) Borrowings	1,214.34	-	-	-	1,214.34
(b) Lease Liabilities	817.49	-	-	-	817.49
(c) Trade payables					
Total outstanding dues to micro enterprises and small enterprises	339.38	-	-	-	339.38
Total outstanding dues to creditors other than micro enterprises and small enterprises	7,039.33	-	-	-	7,039.33
(d) Other financial liabilities	1,159.86	-	-	-	1,159.86
Other current liabilities	1,396.93	-	-	-	1,396.93
Provisions	49.96	-	-	-	49.96
Current tax liabilities (net)	31.13	-	-	-	31.13
Total current liabilities	12,048.42	-	-	-	12,048.42
Total equity and liabilities	71,198.27	-	-	-	71,198.27

See accompanying notes to the pro forma consolidated financial information.

As per our report of even date attached
for **Walker Chandio & Co LLP**
Chartered Accountants
Firm Registration number - 001076N/N500013

Shashi Tadwalkar
Partner
Membership No. - 101797
Place : Pune
Date : 05 July 2024

for and on behalf of the Board of Directors
Brainbees Solutions Limited (formerly known as Brainbees Solutions Private Limited)
CIN - U51100PN2010PLC136340

Supam Maheshwari
Managing Director
DIN : 01730685
Place : Pune
Date : 05 July 2024

Sanket Hattimattur
Director
DIN : 09593712
Place : Pune
Date : 05 July 2024

Gautam Sharma
Chief Financial Officer
Place : Pune
Date : 05 July 2024

Neelam Jethani
Company Secretary
Place : Pune
Date : 05 July 2024

Brainbees Solutions Limited (formerly known as Brainbees Solutions Private Limited)
Pro forma Consolidated Statement of Profit and Loss
(All amounts in Rupees millions, unless otherwise stated)

Particulars	March 31, 2023				
	Consolidated Statement of Profit & Loss Brainbees Solutions Limited (Note 1 and 2)	Digital Age Retail Private Limited Statement of Profit & Loss (Note 3)	Pro forma Adjustments (Note 4)	Inter-Company Eliminations (Note 5)	Group Pro Forma Consolidated Statement of Profit & Loss
	1	2	3	4	5 Sum (1 to 4)
Income					
Revenue from operations	56,325.39	2,151.34	-	(5,854.83)	52,621.90
Other income	987.37	2.89	-	(2.12)	988.14
Total Income	57,312.76	2,154.23	-	(5,856.95)	53,610.04
Expenses					
Cost of materials consumed	4,795.19	-	-	-	4,795.19
Purchases of stock-in-trade	31,171.84	7,027.32	-	(5,858.33)	32,340.83
Changes in inventories of stock-in-trade, finished goods and work in progress	3,386.15	(5,224.91)	-	-	(1,838.76)
Employee benefits expense					
(i) Employee benefits expense	4,083.93	23.68	-	-	4,107.61
(ii) Employee share based payment expense	3,614.37	-	-	-	3,614.37
Finance costs	715.73	5.25	-	-	720.98
Depreciation and amortisation expense	2,942.83	10.33	10.33	-	2,963.49
Other expenses	12,446.63	305.48	-	1.38	12,753.48
Total expenses	63,156.67	2,147.15	10.33	(5,856.95)	59,457.19
(Loss)/Profit before tax and before exceptional item and income tax	(5,843.91)	7.08	(10.33)	-	(5,847.15)
Exceptional items income (net)	543.68	-	-	-	543.68
(Loss)/Profit before tax	(5,300.23)	7.08	(10.33)	-	(5,303.48)
Tax expense					
Current tax	(172.05)	-	-	-	(172.05)
Deferred tax	611.72	-	-	-	611.72
Total tax expense	439.67	-	-	-	439.67
(Loss)/Profit for the year	(4,860.56)	7.08	(10.33)	-	(4,863.81)
Other comprehensive income					
Items that will not be reclassified to Statement of Profit or Loss					
Re-measurement of post-employment benefit obligations	27.02	-	-	-	27.02
Income tax relating to items that will not be reclassified to Statement of Profit or Loss					
Income tax relating to re-measurement of post-employment benefit obligations	(6.56)	-	-	-	(6.56)
Items that will be reclassified to Statement of Profit or Loss					
Gains and losses arising from translating the financial statements of a foreign operation	8.67	-	-	-	8.67
Income tax relating to items that will be reclassified to Statement of Profit or Loss					
Income tax relating to gains and losses arising from translating the financial statements of a foreign operation	(4.36)	-	-	-	(4.36)
Total other comprehensive income	24.77	-	-	-	24.77
Total comprehensive (loss)/Income for the year	(4,835.79)	7.08	(10.33)	-	(4,839.03)
(Loss)/Profit for the year					
Attributable to:					
Owners of the parent	(4,410.81)	7.08	(10.33)	-	(4,414.06)
Non-controlling interests	(449.75)	-	-	-	(449.75)
Total other comprehensive income					
Attributable to:					
Owners of the parent	24.61	-	-	-	24.61
Non-controlling interests	0.16	-	-	-	0.16
Total comprehensive (loss)/Income for the year					
Attributable to:					
Owners of the parent	(4,386.20)	7.08	(10.33)	-	(4,389.45)
Non-controlling interests	(449.59)	-	-	-	(449.59)
Earning per share					
Basis earning per share (INR)	(9.97)				(9.97)
Diluted earning per share (INR)	(9.97)				(9.97)

See accompanying notes to the pro forma consolidated financial information.

As per our report of even date attached
for **Walker Chandio & Co LLP**
Chartered Accountants
Firm Registration number - 001076N/NS00013

Shashi Tadwalkar
Partner
Membership No. - 101797
Place : Pune
Date : 05 July 2024

for and on behalf of the Board of Directors
Brainbees Solutions Limited (formerly known as Brainbees Solutions Private Limited)
CIN - U51100PN2010PLC136340

Supam Maheshwari
Managing Director
DIN : 01730685
Place : Pune
Date : 05 July 2024

Gautam Sharma
Chief Financial Officer
Place : Pune
Date : 05 July 2024

Sanket Hattimattur
Director
DIN : 09593712
Place : Pune
Date : 05 July 2024

Neelam Jethani
Company Secretary
Place : Pune
Date : 05 July 2024

Brainbees Solutions Limited (formerly known as Brainbees Solutions Private Limited)
Pro forma Consolidated Balance Sheet
(All amounts in Rupees millions, unless otherwise stated)

Particulars	March 31, 2022				
	Consolidated Balance Sheet of Brainbees Solutions Limited (Note 1 and 2)	Digital Age Retail Private Limited Balance Sheet (Note 3)	Pro forma Adjustments (Note 4)	Inter-Company Eliminations (Note 5)	Group Pro Forma Consolidated Balance sheet
	1	2	3	4	5
Assets					
Non-current assets					
Property, plant and equipment	2,460.79	48.09	-	-	2,508.88
Capital work-in-progress	414.21	-	-	-	414.21
Right of use asset	3,242.08	459.04	-	-	3,701.12
Goodwill	6,417.80	-	222.81	-	6,640.61
Other intangible assets	10,004.94	-	506.52	-	10,511.46
Intangible assets under development	3.16	-	-	-	3.16
Financial assets					
(a) Other financial assets	322.31	58.05	-	(2.71)	377.65
Deferred tax assets	1,130.02	-	-	-	1,130.02
Income tax assets (net)	139.91	21.10	-	-	161.01
Other non-current assets	823.46	1,112.01	-	-	1,935.47
Total non-current assets	24,958.68	1,698.29	729.33	(2.71)	27,383.59
Current assets					
Inventories	9,795.52	327.47	-	(52.31)	10,070.68
Financial assets					
(a) Investments	0.04	-	-	-	0.04
(b) Trade receivables	2,179.82	128.27	-	(730.34)	1,577.75
(c) Cash and cash equivalents	4,048.69	266.03	-	-	4,314.72
(d) Bank balances other than (c) above	18,378.36	2.57	-	-	18,380.93
(e) Loans	106.96	-	-	-	106.96
(f) Other financial assets	382.99	6.73	-	-	389.72
Other current assets	2,120.57	271.86	-	-	2,392.43
Total current assets	37,012.95	1,002.93	-	(782.65)	37,233.23
Total Assets	61,971.63	2,701.22	729.33	(785.36)	64,616.82
Equity and liabilities					
Equity					
Equity share capital	814.07	0.10	(0.10)	-	814.07
Equity component of compulsorily convertible preference shares	70.37	-	-	-	70.37
Other equity	34,394.93	(325.53)	329.43	(52.31)	34,346.52
Equity Attributable to owners of the company	35,279.37	(325.43)	329.33	(52.31)	35,230.96
Non-Controlling Interest	7,601.04	-	-	-	7,601.04
Total equity	42,880.41	(325.43)	329.33	(52.31)	42,832.00
Liabilities					
Non-current liabilities					
Financial liabilities					
(a) Borrowings	511.02	-	-	-	511.02
(b) Lease liabilities	2,622.90	437.66	-	-	3,060.56
(c) Other financial liabilities	4,844.22	-	-	(2.71)	4,841.51
Provisions	134.81	13.50	-	-	148.31
Deferred tax liabilities	1,745.39	-	-	-	1,745.39
Other non-current liabilities	119.43	-	-	-	119.43
Total non-current liabilities	9,977.77	451.16	-	(2.71)	10,426.22
Current liabilities					
Financial liabilities					
(a) Borrowings	390.60	-	-	-	390.60
(b) Lease Liabilities	569.02	49.85	-	-	618.87
(c) Trade payables					
Total outstanding dues to micro enterprises and small enterprises	112.04	1.85	-	-	113.89
Total outstanding dues to creditors other than micro enterprises and small enterprises	5,177.10	1,860.34	-	(730.34)	6,307.10
(d) Other financial liabilities	2,117.76	6.60	400.00	-	2,524.36
Other current liabilities	659.31	653.60	-	-	1,312.91
Provisions	32.19	3.25	-	-	35.44
Current tax liabilities (net)	55.43	-	-	-	55.43
Total current liabilities	9,113.45	2,575.49	400.00	(730.34)	11,358.60
Total equity and liabilities	61,971.63	2,701.22	729.33	(785.36)	64,616.82

See accompanying notes to the pro forma consolidated financial information.

As per our report of even date attached
for **Walker Chandiok & Co LLP**
Chartered Accountants
Firm Registration number - 001076N/N500013

for and on behalf of the Board of Directors
Brainbees Solutions Limited (formerly known as Brainbees Solutions Private Limited)
CIN - U51100PN2010PLC136340

Shashi Tadwalkar
Partner
Membership No. - 101797
Place : Pune
Date : 05 July 2024

Supam Maheshwari
Managing Director
DIN : 01730685
Place : Pune
Date : 05 July 2024

Sanket Hattimattur
Director
DIN : 09593712
Place : Pune
Date : 05 July 2024

Gautam Sharma
Chief Financial Officer
Place : Pune
Date : 05 July 2024

Neelam Jethani
Company Secretary
Place : Pune
Date : 05 July 2024

Brainbees Solutions Limited (formerly known as Brainbees Solutions Private Limited)
Pro forma Consolidated Statement of Profit and Loss
(All amounts in Rupees millions, unless otherwise stated)

Particulars	March 31, 2022				
	Consolidated Statement of Profit & Loss Brainbees Solutions Limited (Note 1 and 2)	Digital Age Retail Private Limited Statement of Profit & Loss (Note 3)	Pro forma Adjustments (Note 4)	Inter-Company Eliminations (Note 5)	Group Pro Forma Consolidated Statement of Profit & Loss
	1	2	3	4	5
Income					
Revenue from operations	24,012.88	24,099.73	-	(12,137.57)	35,975.04
Other income	1,156.28	95.07	-	(37.65)	1,213.70
Total Income	25,169.16	24,194.80	-	(12,175.22)	37,188.74
Expenses					
Cost of materials consumed	2,228.37	-	-	-	2,228.37
Purchases of stock-in-trade	17,544.55	20,526.40	-	(12,164.52)	25,906.43
Changes in inventories of stock-in-trade, finished goods and work in progress	(4,051.53)	(64.86)	-	52.31	(4,064.08)
Employee benefits expense					
(i) Employee benefits expense	2,467.17	289.00	-	-	2,756.17
(ii) Employee share based payment expense	921.31	-	-	-	921.31
Finance costs	376.83	47.53	-	-	424.36
Depreciation and amortisation expense	1,108.88	108.10	124.04	-	1,341.02
Other expenses	5,085.02	3,345.58	-	(10.70)	8,419.90
Total expenses	25,680.60	24,251.75	124.04	(12,122.91)	37,933.48
Loss before tax	(511.44)	(56.95)	(124.04)	(52.31)	(744.74)
Tax expense					
Current tax	(121.42)	-	-	-	(121.42)
Deferred tax	(153.99)	2.87	-	-	(151.12)
Total tax expense	(275.41)	2.87	-	-	(272.54)
Loss for the year	(786.85)	(54.08)	(124.04)	(52.31)	(1,017.28)
Other comprehensive income					
Items that will not be reclassified to statement of profit or loss					
Re-measurement of post-employment benefit obligations	7.59	11.40	-	-	18.99
Items that will be reclassified to Statement of Profit or Loss					
Income tax relating to re-measurement of post-employment benefit obligations	(2.90)	(2.87)	-	-	(5.77)
Items that will be reclassified to Statement of Profit or Loss					
Gains and losses arising from translating the financial statements of a foreign operation	6.99	-	-	-	6.99
Income tax relating to items that will be reclassified to Statement of Profit or Loss					
Income tax relating to gains and losses arising from translating the financial statements of a foreign operation	(0.89)	-	-	-	(0.89)
Total other comprehensive income	10.79	8.53	-	-	19.32
Total comprehensive loss for the year	(776.06)	(45.55)	(124.04)	(52.31)	(997.96)
Loss for the year					
Attributable to:					
Owners of the parent	(719.29)	(54.08)	(124.04)	(52.31)	(949.72)
Non-controlling interests	(67.56)	-	-	-	(67.56)
Total other comprehensive income					
Attributable to:					
Owners of the parent	13.63	8.53	-	-	22.16
Non-controlling interests	(2.84)	-	-	-	(2.84)
Total comprehensive loss for the year					
Attributable to:					
Owners of the parent	(705.66)	(45.55)	(124.04)	(52.31)	(927.56)
Non-controlling interests	(70.40)	-	-	-	(70.40)
Earnings per share					
Basis earnings per share (INR)	(1.74)				(2.29)
Diluted earnings per share (INR)	(1.74)				(2.29)

See accompanying notes to the pro forma consolidated financial information.

As per our report of even date attached
for **Walker Chandiok & Co LLP**
Chartered Accountants
Firm Registration number - 001076N/N500013

for and on behalf of the Board of Directors
Brainbees Solutions Limited (formerly known as Brainbees Solutions Private Limited)
CIN - U51100PN2010PLC136340

Shashi Tadwalkar
Partner
Membership No. - 101797
Place : Pune
Date : 05 July 2024

Supam Maheshwari
Managing Director
DIN : 01730685
Place : Pune
Date : 05 July 2024

Sanket Hattimattur
Director
DIN : 09593712
Place : Pune
Date : 05 July 2024

Gautam Sharma
Chief Financial Officer
Place : Pune
Date : 05 July 2024

Neelam Jethani
Company Secretary
Place : Pune
Date : 05 July 2024

Brainbees Solutions Limited (formerly known as Brainbees Solutions Private Limited)
Notes forming part of these pro forma Consolidated Financial Information
(All amounts in Rupees millions, unless otherwise stated)

1 Background:

Brainbees Solutions Limited (formerly known as Brainbees Solutions Private Limited) (hereinafter referred to as "the Holding Company"), was incorporated on 17 May 2010 under the provisions of the Companies Act, 1956. The registered office of the company is located at Rajashree Business Park, Survey No. 338, Next to Sohrabh Hall, Tadiwala Road Pune Maharashtra - 411001.

The Holding Company, its subsidiaries, its step down subsidiaries, its limited liability partnership and controlled trusts (together referred to as 'the Group') are set out in Annexure 1 for the years ended 31 March 2023 and 31 March 2022. The Holding Company is engaged in the business of buying, selling, advertising, promoting baby and kids products and Fast Moving Consumer Goods ("FMCG") goods on a wholesale basis through various business partners. The Holding Company has also ventured into pre school business for kids through various franchisee partners in India.

The Holding Company acquired 100% equity interest in Digital Age Retail Private Limited ("DARP") on May 2, 2022. The principal activity of Digital Age Retail Private Limited is buying, selling and dealing in baby and kids products. The pro forma consolidated financials information has been prepared to illustrate the impact of this significant acquisition.

2 Basis of preparation:

- 2.1 The Pro Forma Consolidated Financial Information of the Group comprising of the pro forma consolidated balance sheet as at 31 March 2023 and 31 March 2022, pro forma consolidated statement of profit and loss for the years ended 31 March 2023 and 31 March 2022, read with the notes to the pro forma consolidated financial information is (hereinafter referred to as the 'pro forma consolidated financial information'), has been prepared to reflect the acquisition of DARP.
- 2.2 The pro forma consolidated financial information has been prepared to reflect the acquisition of DARP as if the acquisition has taken place on 01 April 2021.
- 2.3 Because of their nature, the pro forma consolidated financial information addresses a theoretical situation and therefore, does not represent the Group's factual financial results. They purport to indicate the results that would have resulted had the acquisition been completed at the date mentioned in para 2 above, but are not intended to be indicative of expected results or operations in the future periods of the Group.
- 2.4 The pro forma adjustments are based upon available information and assumptions that the management of the Holding Company believes to be reasonable. Such pro forma consolidated financial information has been prepared on the bases as stated in the following section "Pro forma adjustments" and accordingly should not be relied upon as if it had been prepared in accordance with the generally accepted accounting principles.
- 2.5 In addition, the rules and regulations related to the preparation of pro forma consolidated financial information in other jurisdictions may also vary significantly from the basis of preparation as set out in paragraphs below.
- 2.6 The pro forma consolidated financial information has been prepared using the acquisition method of accounting under the provisions of Ind AS 103 Business Combinations. Ind AS 103 requires, among other things, that the assets acquired, and liabilities assumed in a business combination be recognized at their fair values as of the acquisition date. For purposes of the pro forma consolidated financial information, the purchase consideration for DARP has been allocated to the assets acquired and liabilities assumed of acquirees based upon management's preliminary estimate of their fair values as of 01 April 2021.
- 2.7 The pro forma financial information for the periods presented has been prepared by combining the following financial information prepared as per Ind AS and after making the adjustments as detailed in the following section "Pro forma adjustments" –
 - a) Consolidated Financial Statements of the Group as defined in Annexure 1, as of and for the year ended 31 March 2023 and 31 March 2022 on which unmodified audit reports dated 25 September 2023 and 22 August 2022 have been issued by the current statutory auditors and by the predecessor auditors, respectively.
 - b) Audited special purpose interim financial statements of DARP for the period from 01 April 2022 to 01 May 2022 on which the current auditors of such company, have issued unmodified audit opinion vide their audit report dated 26 December 2023;
 - c) Audited financial statements of DARP for the year ended 31 March 2022 on which the predecessor auditors of such company have issued unmodified audit opinion vide their report dated 12 August 2022.

Accordingly, the various columns in the pro forma consolidated financial information, for the periods presented, represent as below:

- i) Column 1 represents consolidated financial statements of the Group as stated in the paragraph 2.7a.
- ii) Column 2 represents financial information of DARP for its respective periods as stated in the paragraphs 2.7b and 2.7c.
- iii) Column 3 represents impact of pro forma adjustments arising out of acquisitions as described in Notes below.
- iv) Column 4 represents impact of intercompany eliminations.
- iv) Column 5 represents sum of columns 1 to 4 as mentioned above.

The pro forma adjustments are based upon available information and assumptions that the management of the Holding Company believes to be reasonable. The pro forma adjustments are included only to the extent they are (i) directly attributable to the acquisitions and (ii) factually supportable. The adjustments do not consider any expected cost savings or potential synergies that may result from the acquisitions.

Brainbees Solutions Limited (formerly known as Brainbees Solutions Private Limited)
Notes forming part of these pro forma Consolidated Financial Information
(All amounts in Rupees millions, unless otherwise stated)

3 Acquisition details

Acquisition of Digital Age Retail Private Limited

Pursuant to Shares Purchase Agreement (SPA) entered into between Brainbees and the shareholders of Digital Age Retail Private Limited, Brainbees acquired 100% voting rights of Digital Age Retail Private Limited from its erstwhile shareholders for a total consideration of Rs 400 million. Brainbees obtained control over the entity effective from 2 May 2022 with 100% voting rights.

4 Pro forma adjustments

a Pro-forma adjustments have been made to measure the identified intangible assets acquired, as if the acquisition had been completed on 1 April 2021. For this purpose, the carrying value of these intangible assets as at 31 March 2022 and 1 April 2021 is computed by grossing up the fair value as at 2 May 2022 with estimated amortisation expenses for the period from 1 April 2022 to 1 May 2022 and for the year ended 31 March 2022 respectively. The estimated amortisation expense is computed proportionately for the respective periods. The fair value of intangible assets amounting to INR 496.18 million with estimated useful life of 4 years as at 2 May 2022 has been recomputed as follows:

Particulars	INR million
Fair value of intangible assets as at 2 May 2022	496.18
Pro forma adjustment for estimated amortisation expense for the period from 1 April 2022 to 1 May 2022	10.34
Pro forma carrying value of intangible assets as at 31 March 2022	506.52
Pro forma adjustment for estimated amortisation expense for the year ended 31 March 2022	124.04
Pro forma fair value of intangible assets as at 1 April 2021	630.56

The corresponding cumulative amount relating to the pro forma adjustments for amortisation expense has been adjusted as 'roll-back reserve' under retained earnings as at 1 April 2021.

b The excess of the aggregate of the purchase consideration for the acquisition over the fair value of net assets of DARP acquired as on 2 May 2022, amounting to INR 222.81 million has been recognized as Goodwill on consolidation of DARP. The amount of Goodwill has been rolled back without any changes to 31 March 2022 and 1 April 2021 since no adjustments, including adjustment for amortisation are required to the carrying amount of Goodwill.

c Consideration paid on 2 May 2022 amounting to INR 400 million, has been rolled back as 'Consideration payable' as on 1 April 2021 and has been presented under 'Other financial liabilities- current', as at 31 March 2022. No adjustments have been included in the pro forma adjustments to measure the Consideration Payable at fair value as at 1 April 2021 and 31 March 2022 as the time value of money of the aforementioned financial liability is considered as immaterial.

d The pro forma consolidated financial information has been prepared to reflect the acquisition of DARP as if the acquisition had taken place on 1 April 2021. For this purpose, like items of assets, liabilities, income, and expenses of the Holding Company as per consolidated financial statements for the year ended 31 March 2022 are combined with the audited financial statements of DARP for the year ended 31 March 2022 based on their respective carrying values except for intangible assets, which are combined as per note a) above. Further, the carrying amount of the Holding Company's investment in DARP and equity of DARP is offset / eliminated.

e The corresponding effect of the pro forma adjustments and other eliminations for the year ended 31 March 2022 is adjusted to the roll back reserve as at 1 April 2021. The corresponding effect of pro forma adjustments for the period from 1 April 2021 to 1 May 2022 is also adjusted in roll back reserve, and accordingly such reserve nullifies on the actual date of acquisition, i.e., 02 May 2022.

OTHER FINANCIAL INFORMATION

The audited standalone financial statements of our Company, Digital Age, Frootle India, Merhaki, Swara Baby, Firstcry DWC, Firstcry General Trading, Firstcry Management, FirstCry Trading, Globalbees Brands, Kuber Mart and Maxinique as at and for the last three financial years, as applicable, together with all the reports, annexures, schedules and notes thereto (collectively, “**Standalone Financial Statements**”) are available at <https://www.firstcry.com/investor-relations/financial-statements/>. Our Company is providing a link to this website solely to comply with the requirements specified in the SEBI ICDR Regulations. The Standalone Financial Statements do not constitute, (i) a part of this Red Herring Prospectus; or (ii) a prospectus, a statement in lieu of a prospectus, an offering circular, an offering memorandum, an advertisement, an offer or a solicitation of any offer or an offer document to purchase or sell any securities under the Companies Act 2013, the SEBI ICDR Regulations, or any other applicable laws in India or elsewhere in the world. The Standalone Financial Statements and the reports thereon should not be considered as part of information that any investor should consider to subscribe to or purchase any securities of our Company, its Subsidiaries or any entity in which it or its shareholders have significant influence and should not be relied upon or used as a basis for any investment decision. None of the Company, its Subsidiaries or any entity in which it or its shareholders have significant influence or any of its advisors, nor any of the BRLMs nor any of the Selling Shareholders, nor any of their respective employees, directors, affiliates, agents or representatives accept any liability whatsoever for any loss, direct or indirect, arising from any information presented or contained in the Standalone Financial Statements, or the opinions expressed therein.

The details of accounting ratios derived from Restated Consolidated Financial Statements required to be disclosed under the SEBI ICDR Regulations are set forth below.

(in ₹, except share data)

Particulars	For the year ended March 31, 2024	For the year ended March 31, 2023	For the year ended March 31, 2022
Earnings per Equity Share			
Basic EPS	(6.20)	(9.97)	(1.74)
Diluted EPS	(6.20)	(9.97)	(1.74)
RoNW ⁽¹⁾	(8.65%)	(12.76%)	(2.04%)
NAV per Equity Share ⁽²⁾	71.65	78.10	85.12
Weighted average number of equity shares outstanding during the year after split of shares into ₹2 each	442,543,130	442,531,526	414,451,237
Weighted average number of potential equity shares outstanding during the year after split of shares into ₹2 each	475,522,507	471,758,773	426,504,400
EBITDA (excluding other income) (in million)	704.91	(2,629.04)	(182.01)

⁽¹⁾ Restated profit/(loss) attributable to equity holders of the parent divided by total equity attributable to equity holders of the parent.

⁽²⁾ Total equity attributable to equity holders of the parent divided by weighted average numbers of equity shares outstanding during the year for basic EPS.

*For the definitions of Non-GAAP measures, see “*Definitions and Abbreviations*” on page 1.

Reconciliation of Net Worth:

(₹ in million)

Particulars	As at March 31, 2024	As at March 31, 2023	As at March 31, 2022
Equity share capital	814.71	814.71	814.07
Add: Equity Component of Compulsorily Convertible Preference Shares	70.37	70.37	70.37
Add: Other equity	30,822.28	33,677.49	34,394.93
Net Worth	31,707.36	34,562.57	35,279.37

*For the definitions of Non-GAAP measures, see “*Definitions and Abbreviations*” on page 1.

Reconciliation of Total Borrowings:

(₹ in million)

Particulars	As at March 31, 2024	As at March 31, 2023	As at March 31, 2022
Non-Current Borrowings (A)	2,294.60	550.40	511.02
Current Borrowings (B)	2,332.62	1,214.34	390.60
Total Borrowings (C=A+B)	4,627.22	1,764.74	901.62

*For the definitions of Non-GAAP measures, see “*Definitions and Abbreviations*” on page 1.

Reconciliation of EBITDA (excluding other income):

(₹ in million)

Particulars	For the year ended March 31, 2024	For the year ended March 31, 2023	For the year ended March 31, 2022
Profit/(Loss) for the year	(3,215.07)	(4,860.56)	(786.85)
Add: Total tax expense	(0.13)	(439.67)	275.41
Add: Finance costs	1,153.63	715.73	376.83
Add: Depreciation and amortisation expense	3,708.73	2,942.83	1,108.88
Less : Other Income	(942.25)	(987.37)	(1,156.28)
EBITDA (excluding other income)	704.91	(2,629.04)	(182.01)

*For the definitions of Non-GAAP measures, see "Definitions and Abbreviations" on page 1.

Reconciliation of EBITDA Margin (excluding other income):

(₹ in million)

Particulars	For the year ended March 31, 2024	For the year ended March 31, 2023	For the year ended March 31, 2022
Profit/(loss) for the year	(3,215.07)	(4,860.56)	(786.85)
Add : Tax expenses	(0.13)	(439.67)	275.41
Add : Finance costs	1,153.63	715.73	376.83
Add : Depreciation and amortisation expense	3,708.73	2,942.83	1,108.88
Less : Other income	(942.25)	(987.37)	(1,156.28)
EBITDA (excluding other income)	704.91	(2,629.04)	(182.01)
Revenue from operations	64,808.56	56,325.39	24,012.88
EBITDA (excluding other income) as % of revenue from operations ("EBITDA Margin (excluding other income)")	1.09%	(4.67)%	(0.76)%

Reconciliation of Adjusted EBITDA:

(₹ in million)

Particulars	For the year ended March 31, 2024	For the year ended March 31, 2023	For the year ended March 31, 2022
Profit/(Loss) for the year	(3,215.07)	(4,860.56)	(786.85)
Add: Total tax expense	(0.13)	(439.67)	275.41
Add: Finance costs	1,153.63	715.73	376.83
Add: Depreciation and amortisation expense	3,708.73	2,942.83	1,108.88
Less: Other Income	(942.25)	(987.37)	(1,156.28)
EBITDA (excluding other income)	704.91	(2,629.04)	(182.01)
Add: Employee share based payment expense	1,780.58	3,614.37	921.31
Add : Deal related cost ⁽¹⁾	-	45.13	92.63
Add : Salaries, wages, bonus and other allowances accounted as per Para B55 of Ind-AS 103	259.00	263.04	130.06
Less: Exceptional Items	-	543.68	
Adjusted EBITDA	2,744.49	749.82	961.99

(1) Deal related costs are certain non-recurring fees paid by us in relation to corporate transactions carried out during the period.

*For the definitions of Non-GAAP measures, see "Definitions and Abbreviations" on page 1.

Reconciliation of Adjusted EBITDA Margin:

(₹ in million)

Particulars	For the year ended March 31, 2024	For the year ended March 31, 2023	For the year ended March 31, 2022
Profit/(loss) for the year	(3,215.07)	(4,860.56)	(786.85)
Add: Tax expenses	(0.13)	(439.67)	275.41
Add: Finance costs	1,153.63	715.73	376.83

Particulars	For the year ended March 31, 2024	For the year ended March 31, 2023	For the year ended March 31, 2022
Add: Depreciation and amortisation expense	3,708.73	2,942.83	1,108.88
Less: Other income	(942.25)	(987.37)	(1,156.28)
EBITDA (excluding other income)	704.19	(2,629.04)	(182.01)
Revenue from operations	64,808.56	56,325.39	24,012.88
EBITDA (excluding other income) as % of revenue from operations (“ EBITDA Margin (excluding other income) ”)	1.09%	(4.67)%	(0.76)%
Add: Employee share based payment expense	1,780.58	3,614.37	921.31
Add: Exceptional items (net)	-	(543.68)	-
Add: Deal related cost ⁽¹⁾	-	45.13	92.63
Add: Salaries, wages, bonus and other allowances accounted as per paragraph B-55 of Ind AS 103	259.00	263.04	130.06
Adjusted EBITDA	2,744.49	749.82	961.99
Revenue from operations	64,808.56	56,325.39	24,012.88
Adjusted EBITDA as % of revenue from operations (“ Adjusted EBITDA Margin ”)	4.23%	1.33%	4.01%

Reconciliation of NAV per Equity Share:

(₹ in million, except per share data)

Particulars	For the year ended March 31, 2024	For the year ended March 31, 2023	For the year ended March 31, 2022
Total equity attributable to equity holders of the parent (A)	31,707.36	34,562.57	35,279.37
Weighted average numbers of equity shares outstanding during the period / year for basic EPS (B)	442,543,130	442,531,526	414,451,237
NAV per Equity Share (C=A/B)	71.65	78.10	85.12

*For the definitions of Non-GAAP measures, see “Definitions and Abbreviations” on page 1.

Reconciliation of RoNW:

(₹ in million except RoNW)

Particulars	For the year ended March 31, 2024	For the year ended March 31, 2023	For the year ended March 31, 2022
Restated profit/(loss) attributable to equity holders of the Company (A)	(2,742.77)	(4,410.81)	(719.29)
Total equity attributable to equity holders of the Company (B)	31,707.36	34,562.57	35,279.37
RoNW (A/B)	(8.65%)	(12.76%)	(2.04%)

*For the definitions of Non-GAAP measures, see “Definitions and Abbreviations” on page 1.

Certain non-GAAP financial measures and certain other statistical information relating to our operations and financial performance like EBITDA (excluding other income), EBITDA Margin (excluding other income), Adjusted EBITDA, Adjusted EBITDA Margin, RoNW, Total Borrowings, Net Worth and NAV per Equity Share have been included in this Red Herring Prospectus. We compute and disclose such non-GAAP financial measures and such other statistical information relating to our operations and financial performance as we consider such information to be useful measures of our business and financial performance. These non-GAAP financial measures and other statistical and other information relating to our operations and financial performance may not be computed on the basis of any standard methodology that is applicable across the industry and therefore may not be comparable to financial measures and statistical information of similar nomenclature that may be computed and presented by other companies and are not measures of operating performance or liquidity defined by Ind AS and may not be comparable to similarly titled measures presented by other companies.

Related Party Transactions

For details of the related party transactions, as per the requirements under applicable Accounting Standards i.e., Ind AS 24 read with the SEBI ICDR Regulations, for the Fiscals 2024, 2023 and 2022, and as reported in the Restated Consolidated Financial Statements, see “*Summary of the Offer Document – Summary of Related Party Transactions*” on page 32.

CAPITALISATION STATEMENT

The following table sets forth our Company's capitalization as at March 31, 2024, on the basis of amounts derived from our Restated Consolidated Financial Statements, and as adjusted for the Offer. This table should be read in conjunction with the sections titled "**Risk Factors**", "**Financial Statements**" and "**Management's Discussion and Analysis of Financial Condition and Results of Operations**", on pages 83, 370 and 528, respectively.

Particulars	Pre-Offer as at March 31, 2024	As adjusted for the proposed Offer ⁽¹⁾
<i>(₹ in million, except ratios)</i>		
Borrowings		
Current borrowings (I)*	2,332.62	[●]
Non-current borrowings (II)*	2,294.60	[●]
Total Borrowings (I) + (II) = (A)*	4,627.22	[●]
Equity		
Equity share capital ^{(2)*}	814.71	[●]
Equity component of Compulsorily Convertible Preference Shares	70.37	
Other equity*	30,822.28	[●]
Total Equity (B)	31,707.36	[●]
Capitalisation (A) + (B)	36,334.58	[●]
Non-current borrowings /Total equity	0.07	[●]
Total borrowings/ Total equity	0.15	[●]

⁽¹⁾ The corresponding post offer capitalisation data for each of amounts mentioned in the above table is not determinable at this stage pending the completion of book building process and hence the same has not been provided in above table. To be updated upon finalization of the Offer Price.

⁽²⁾ Pursuant to the board resolution dated July 5, 2024, Series A CCPS, Series B CCPS, Series C CCPS, Series C1 CCPS, Series C2 CCPS, Series D1 CCPS and Series D2 CCPS were converted to Equity Shares. For details see, "**Capital Structure – Notes to Capital Structure – Preference share capital history**" on page 164.

*All terms shall carry the meaning as per Schedule III of the Companies Act 2013.

FINANCIAL INDEBTEDNESS

Our Company and its Subsidiaries avail credit facilities in the ordinary course of business typically for the purposes of meeting business requirements.

Set forth below is a brief summary of our aggregate outstanding borrowings on a consolidated basis as on March 31, 2024:

<i>(in ₹ million)</i>		
Category of Borrowing/ Indebtedness	Amount sanctioned as on March 31, 2024	Amount outstanding as on March 31, 2024
Secured Loans		
Term loan	1,913.50	1,244.76
Working capital facilities from banks	1,905.00	979.85
Non-convertible debentures ⁽¹⁾	1,500.00	1,386.81
Working Capital Loans from financial institutions	1,570.00	749.64
Unsecured Loans		
Working Capital Loans from financial institutions	30.00	25.46
Loans obtained by Subsidiaries from their directors and their relatives	NA	157.81
Credit facilities from others	NA	82.89
Total indebtedness on consolidated basis	6,918.50	4,627.22

⁽¹⁾ *pertains to non-convertible debentures issued by Globalbees Brands to Avendus Finance Private Limited and Avendus Structured Credit Fund II.*

<i>(in ₹ million)</i>		
Category of Bank Guarantees	Sanctioned Amount as on March 31, 2024	Outstanding amount as on March 31, 2024
Bank guarantees ⁽¹⁾⁽²⁾	450.00	56.43
Letter of credit/ Buyer's Credit ⁽¹⁾	350.00	282.65
Total bank guarantees availed	800.00	339.08

⁽¹⁾ *Sanction amount of ₹ 800.00 million is combined sanctioned limit for bank guarantees and letter of credit. The Subsidiaries namely:*

- i) Swara Baby has obtained combined limit of ₹ 450 million from HDFC Bank Limited. Out of this sanction amount, ₹ 131.06 million is utilised against letter of credit/ buyer's credit.*
- ii) Solis Hygiene has obtained combined limit of ₹ 150 million from HDFC Bank Limited. Out of this sanction, amount ₹ 9.08 million is utilised against bank guarantee and ₹ 64.30 million is utilised against letter of credit.*
- iii) Swara Hygiene has obtained combined limited of ₹ 200 million from HDFC Bank Limited. Out of this sanction amount, ₹ 47.35 million is utilised against bank guarantee and ₹ 87.28 million is utilized against letter of credit.*

⁽²⁾ *The above table of bank guarantees does not include bank guarantees issued against fixed deposits.*

Set forth below are details of our outstanding borrowings as on March 31, 2024, March 31, 2023 and March 31, 2022:

Name of the entity	Name of lender	Date of sanction of loan	Type of loan	Financial Year ended March 31, 2024				Financial Year ended March 31, 2023				Financial Year ended March 31, 2022			
				Opening Balance	Amount disbursed during year	Amount repaid during year	Closing Balance	Opening Balance	Amount disbursed during year	Amount repaid during year	Closing Balance	Opening Balance	Amount disbursed during year	Amount repaid during year	Closing Balance
Swara Baby	HDFC Bank Limited	October 13, 2017 ⁽¹⁾	Term loan	-	-	-	-	42.33	-	(42.33)	-	82.23	-	(39.61)	42.62
Swara Baby	HDFC Bank Limited	June 18, 2019 ⁽³⁾	Term loan	35.16	-	(22.22)	12.94	57.39	-	(22.23)	35.16	79.61	-	(21.81)	57.80
Swara Baby	HDFC Bank Limited	January 21, 2021 ⁽⁴⁾	Term loan	192.52	-	(62.44)	130.08	269.31	-	(76.79)	192.52	-	300.00	(31.39)	268.61
Swara Hygiene	HDFC Bank Limited	March 11, 2023 ⁽⁶⁾	Term loan	-	646.92	(1.14)	645.77	-	-	-	-	-	-	-	-
Solis	HDFC Bank Limited	December 30, 2021 ⁽⁵⁾	Term loan	476.67	123.04	(144.75)	454.96	150.62	326.05	-	476.67	-	150.62	-	150.62
Solis	Mahindra and Mahindra Financial Services Limited	October 17, 2023 ⁽⁷⁾	Term loan	-	1.00	(1.16)	0.84	-	-	-	-	-	-	-	-
Global bees	Trifecta Venture Debt Fund	December 4, 2021 ⁽⁵⁾	Non-convertible debenture	120.69	-	(120.69)	-	192.70	-	(72.01)	120.69	-	200.00	(7.30)	192.70
Global bees	Avendus Finance Private Limited	January 29, 2024 ⁽⁷⁾	Non-convertible debenture	-	500.00	(4.71)	495.29	-	-	-	-	-	-	-	-

Name of the entity	Name of lender	Date of sanction of loan	Type of loan	Financial Year ended March 31, 2024				Financial Year ended March 31, 2023				Financial Year ended March 31, 2022			
				Opening Balance	Amount disbursed during year	Amount repaid during year	Closing Balance	Opening Balance	Amount disbursed during year	Amount repaid during year	Closing Balance	Opening Balance	Amount disbursed during year	Amount repaid during year	Closing Balance
Global bees	Avendus Structured Credit Fund II	January 29, 2024 ⁽⁷⁾	Non-convertible debenture	-	900.00	(8.48)	891.52	-	-	-	-	-	-	-	-
Candes	Jai Beverages Private Limited	September 30, 2021 ⁽⁵⁾	Non-convertible debenture	-	-	-	-	150.00	-	(150.00)	-	-	150.00*	-	150.00
Better & Brighter	ICICI Bank Limited	April 24, 2021 ⁽⁵⁾	Term loan	1.07	-	(0.91)	0.16	1.89	-	(0.82)	1.07	-	2.22*	(0.33)	1.89
HS Fitness	HDFC Bank Limited	April 16, 2018 ⁽²⁾	Term loan	-	-	-	-	0.05	-	(0.05)	-	-	0.05*	-	0.05
Dynamic IT	Union Bank Limited	October 13, 2020 ⁽⁴⁾	Term loan	0.32	-	(0.32)	-	0.83	-	(0.51)	0.32	-	0.99*	(0.16)	0.83
Plantex	Union Bank Limited	July 19, 2022 ⁽⁶⁾	Term loan	1.75	-	(1.75)	-	-	1.92*	(0.17)	1.75	-	-	-	-
Total				828.18	2,170.96	(367.57)	2,631.57	865.12	327.97	(364.91)	828.18	161.84	803.89	(100.61)	865.12

⁽¹⁾ Loans sanctioned in FY 2017-2018

⁽²⁾ Loans sanctioned in FY 2018-2019

⁽³⁾ Loans sanctioned in FY 2019-2020

⁽⁴⁾ Loans sanctioned in FY 2020-2021

⁽⁵⁾ Loans sanctioned in FY 2021-2022

⁽⁶⁾ Loans sanctioned in FY 2022-2023

⁽⁷⁾ Loans sanctioned in FY 2023-2024

Principal terms of borrowings

An indicative list of the key terms of our borrowings are disclosed below:

1. **Name of the lenders (other than related parties):** HDFC Bank Limited, Axis Bank Limited, ICICI Bank Limited, Kotak Mahindra Bank Limited, IndusInd Bank, Capsave Finance Private Limited, Mahindra and Mahindra Financial Services Limited, Stride One Capital Private Limited, Getgrowth Capital Private Limited, Incred Financial Services Limited, Pepper Health Private Limited and Impressions Portfolio Private Limited.
2. **Tenor:** While the tenor of the secured term loans is five years, the tenor of the unsecured term loans is up to five years. The tenor of the letter of credit facility is maximum 180 days. The cash credit facilities are repayable on demand. The non-convertible debentures have a tenor of 36 months. The tenor of bank guarantees availed is six months to two years. The tenor of the working capital demand loans availed by our Subsidiaries is one year.
3. **Interest:** While the secured term loans have been sanctioned typically at floating rates of interest or interests ranging from 7.40% to 13.50%, the rate of interest of unsecured term loans is upto to 14% per annum and the rate of interest of the working capital demand loans ranges upto 13.50% which is linked to the marginal cost of funds-based lending rate. While the commission and rate of interest of the letter of credit facility and one of the cash credit facilities would be as mutually agreed by the parties from time to time, the other cash credit facilities have been sanctioned at floating rates of interest. The interest rate of non-convertible debentures ranges from 13.50% to 14.50% per annum.
4. **Secured or unsecured:** While the borrowings from our related parties are unsecured, all our other borrowings are secured.
5. **Security:** Our borrowings are typically secured:
 - (a) By way of hypothecation of:
 - (i) first charge on the whole of the movable properties, including movable plant and machinery, machinery spares, etc., both current present and future assets, book debts and all the stock of our Subsidiaries;
 - (ii) all intellectual property and intellectual property rights now and hereafter existing in the name of our Subsidiary; and
 - (iii) our Subsidiary's books and records.
 - (b) Equitable mortgage of factory land and building of our Subsidiary;
 - (c) Corporate guarantee of our Subsidiary.
 - (d) Lien over fixed deposits of our Company.
6. **Restrictive Covenants:** We are typically required to comply with various financial covenants, restrictive covenants and conditions restricting certain corporate actions, and we are required to take the lender's prior consent and/or intimate the respective lender before carrying out such actions, including, but not limited to:
 - (a) Resorting to any additional borrowing in the company;
 - (b) Undertaking any further capital expenditure except that which would be funded by the company's own resources;
 - (c) Effecting any change in the shareholding pattern and management control in the company;
 - (d) Diversifying into non-core areas i.e., venturing into business other than the current business;

- (e) Undertaking guarantee obligations or extending letter of comfort, on behalf of any other company or person or trust or any third party;
 - (f) Investing in or extending any advance or loans, to any group companies or associates or subsidiary or any other third party;
 - (g) Repaying subordinated loans availed from directors or group companies;
 - (h) Effecting any dividend payout or capital withdrawal, in case of delays in debt servicing or breach of financial covenants; and
 - (i) Selling, assigning, mortgaging or otherwise disposing off any fixed assets.
7. **Events of Default:** Our borrowing arrangements prescribe the following events of default, including among others:
- (a) Failure to pay principal amount or interest or fees, etc. within the time stipulated and, in the manner, specified;
 - (b) The breach of, or omission to observe, or default by our Subsidiary in observing any of the obligations, covenants or undertakings;
 - (c) Failure to create and perfect security, or to create, maintain or submit any document regarding creation and/or perfection of security, or to jeopardize security;
 - (d) Making any representation or warranty or assurance or covenant that is incorrect or misleading in any material respect;
 - (e) Any default by our Subsidiaries or its/their affiliates or group companies or subsidiaries or assigns, under the loan documents or any other agreement or other writing between our Subsidiary and the lender or lender's affiliates or group companies or subsidiaries or assigns;
 - (f) General inability of our Subsidiary to pay its debts as they fall due and/or commencement of readjustment or rescheduling by our Subsidiary, in the light of financial difficulties; and
 - (g) Cessation of or threat to cease to carry on the business by our Subsidiary.
8. **Instance of past default:** There have been no instances of defaults by the Company or its Subsidiaries in the last three financials years.
9. **Approvals required for the Offer:** There are no approvals required from any lenders for undertaking the proposed Offer.

See “*Risk Factors – Internal Risk Factors – We have incurred certain indebtedness and our lenders have imposed certain restrictive conditions on us under our financing arrangements. This may limit our ability to pursue our business and limit our flexibility in planning for, or reacting to, changes in our business or industry*” on page 107.

MANAGEMENT'S DISCUSSION AND ANALYSIS OF FINANCIAL CONDITION AND RESULTS OF OPERATIONS

You should read the following discussion in conjunction with our Restated Consolidated Financial Statements as at and for the Financial Years 2024, 2023 and 2022, including the related notes, schedules and annexures. Unless otherwise indicated or the context otherwise requires, the financial information for the Financial Years 2024, 2023 and 2022 included herein is derived from the Restated Consolidated Financial Statements, included in this Red Herring Prospectus, which have been derived from our audited financial statements and restated in accordance with the relevant provisions of the SEBI ICDR Regulations, Section 26 of Part I of Chapter III of the Companies Act 2013, as amended and the Guidance Note on Reports in Company Prospectuses (Revised 2019) issued by the ICAI, as amended from time to time.

We acquired Digital Age on May 2, 2022. As a result, Digital Age's results of operations are consolidated in our Restated Consolidated Financial Statements as at and for the financial year ended March 31, 2023 from May 2, 2022 onwards and in our Restated Consolidated Financial Statements as at and for the financial year ended March 31, 2024 for the entire financial year. In this Red Herring Prospectus, we have also included Unaudited Pro Forma Consolidated Financial Information to show the impact of the acquisition of Digital Age on our balance sheet as at March 31, 2023 and 2022 and on our statement of profit and loss for the Financial Years 2023 and 2022. See "Unaudited Pro Forma Consolidated Financial Information" on page 508.

Our Financial Year ends on March 31 of each year. Accordingly, all references to a particular Financial Year are to the 12 months ended March 31 of that year.

Unless otherwise indicated, the industry-related information contained in this section is derived from the industry report titled "Childcare Market in India" dated July 11, 2024 prepared by RedSeer (the "RedSeer Report"). A copy of the RedSeer Report is available on the website of our Company at <https://www.firstcry.com/investor-relations/material-documents/>. We commissioned and paid for the RedSeer Report for the purposes of confirming our understanding of the industry specifically for the purpose of the Offer, as no report is publicly available which provides a comprehensive industry analysis, particularly for our services, that may be similar to the RedSeer Report. RedSeer is an independent agency and is not a related party of our Company, its Subsidiaries, Directors, Key Managerial Personnel, Senior Management or the Book Running Lead Managers. For further details and risks in relation to commissioned reports, see "Risk Factors – Internal Risk Factors – Certain sections of this Red Herring Prospectus contains information from the RedSeer Report which has been exclusively commissioned and paid for by us. There can be no assurance that such report is complete, and any reliance on such information for making an investment decision in the Offer is subject to inherent risks." on page 133.

Unless otherwise indicated, all operational data in this section is on a consolidated basis, covering our operations in India and outside India. This discussion contains forward-looking statements that involve risks and uncertainties and reflects our current view with respect to future events and financial performance. Actual results may differ from those anticipated in these forward-looking statements as a result of factors such as those set forth under "Forward-Looking Statements" and "Risk Factors" on pages 23 and 83, respectively.

Overview

We are India's largest multi-channel retailing platform for Mothers', Babies' and Kids' products, in terms of GMV, for the Financial Year 2024, according to the RedSeer Report, with a growing presence in select international markets. In India, we sell Mothers', Babies' and Kids' products through our online platform, company-owned modern stores, franchisee-owned modern stores and general trade retail distribution.

We launched the FirstCry platform in India in 2010 with the goal to create a one-stop destination for parenting needs across commerce, content, community engagement, and education. We named our platform "FirstCry" because we believe that a baby's first cry is a special moment for parents, and we aim to make such moments of the parenting journey filled with joy and happiness. We seek to develop a tangible, emotional, multi-year relationship with parents, especially mothers, with whom our first engagement begins from their baby's conception (i.e., nine months before birth) and can continue until their child reaches about 12 years of age. According to the RedSeer Report, childcare is a non-discretionary, essential expense, for which there is perpetual need. We operate in a retail category with high purchase frequency, in which children outgrow clothing sizes quickly and need consumables such as diapers and other baby products along with other needs that evolve with age. Thus, once parents establish a connection with us, they are likely to start a predictable and frequent transactional journey of about twelve years as their children grow.

We have expanded internationally in select markets, establishing a presence in UAE and KSA in 2019 and 2022 respectively, where we aim to replicate our India playbook. According to the RedSeer Report, we are the largest specialist online Mothers', Babies' and Kids' Product retail platforms in UAE, in terms of GMV, for the Financial Year 2024. Further, in KSA, we are the largest online-first Mothers', Babies' and Kids' product-focused retail platform, according to the RedSeer Report. After the UAE, we aim to replicate our India playbook in KSA.

Across our platform, we offer products from third-party Indian brands, global brands, and our home brands. We have created trusted home brands in the Mothers', Babies' and Kids' products categories through our deep insights and understanding of the requirements of our customers, robust data analytics tools, in-house design and development capabilities and by leveraging the market recognition of the "FirstCry" brand. As a reflection of FirstCry's strong brand recognition and customer trust, BabyHug, one of FirstCry's home brands, is the largest multi-category Mothers', Babies', and Kids' products brand in India in terms of GMV, for the Financial Year 2024, according to the RedSeer Report. Further, we leverage our management team's experience in creating and scaling up our home brands to help D2C Indian and global brands scale their business in India across direct-to-customer channels and modern stores. We believe that these brands will benefit from our expertise in creating and scaling brands and leverage our multi-channel distribution network, sourcing capabilities, supply chain infrastructure, and integrated technology ecosystem.

We have no identifiable promoter. We maintain robust governance practices, which we believe have been critical to supporting the growth of our business. Our management team is guided by a strong Board, which has included representatives of our significant shareholders, and Independent Directors. Significant strategic decisions have been taken with the guidance and approval of our Board of Directors, a majority of whom are presently Independent Directors, and after consultation with our significant shareholders.

Over the last three Financial Years, our revenue from operations based on our Restated Consolidated Financial Statements has grown to ₹64,808.56 million for the Financial Year 2024 from ₹24,012.88 million for the Financial Year 2022. The growth in our revenues has been driven by both organic growth and inorganic growth (in particular, the acquisition of Digital Age in May 2022). Revenue from operations based on the Unaudited Pro Forma Consolidated Financial Information (which reflects the acquisition of Digital Age) has grown to ₹52,621.90 million in the Financial Year 2023 from ₹35,975.04 million in the Financial Year 2022. For details in relation to the acquisition of Digital Age, please see "*History and Certain Corporate Matters – Details regarding material acquisitions or divestments of business/undertakings, mergers, amalgamation, any revaluation of assets, etc. in the last 10 years – Acquisition of Digital Age*" and "*Unaudited Pro Forma Consolidated Financial Information*" on pages 317 and 508, respectively. See also, "*Management's Discussion and Analysis of Financial Condition and Results of Operations – Inorganic Growth through Acquisitions (in particular, our acquisition of Digital Age)*" on page 530.

Our key operating metrics for the Financial Years 2024, 2023 and 2022, were as follows:

Metric	Unit	For the year ended March 31,		
		2024	2023	2022
<i>Operating Metrics (Consolidated)</i>				
Annual Unique Transacting Customers	Million	9.11	7.98	6.86
Orders	Million	35.85	30.99	26.73
Average Order Value	₹	2,544	2,342	2,170
Gross Merchandise Value (GMV) ⁽¹⁾	₹ Million	91,211.28	72,576.34	57,994.63
GMV Y-o-Y Growth	%	25.68%	25.14%	N/A
<i>Operating Metrics (India)</i>				
Annual Unique Transacting Customers	Million	8.68	7.72	6.68
Orders	Million	34.06	29.61	25.65
Average Order Value	₹	2,226	2,156	2,043
Gross Merchandise Value (GMV) ⁽¹⁾	₹ Million	75,827.42	63,830.99	52,389.47
GMV from Online	₹ Million	58,316.23	49,380.95	42,741.57
GMV from Online (% of total GMV in India)	%	76.91%	77.36%	81.58%
GMV from Offline	₹ Million	17,511.19	14,450.04	9,647.90
GMV from Offline (% of total GMV in India)	%	23.09%	22.64%	18.42%

Metric	Unit	For the year ended March 31,		
		2024	2023	2022
Average GMV per modern store ⁽²⁾	₹ Million	17.80	18.01	15.66
Average GMV per COCO Store ⁽²⁾	₹ Million	16.16	14.35	13.06
Average GMV per FOFO Store ⁽²⁾	₹ Million	18.76	19.27	16.10

Notes:

- The GMV in the table above (and elsewhere in this Red Herring Prospectus) includes the monetary value of Orders inclusive of taxes and gross of discounts, if any, across the FirstCry website, mobile application and FirstCry modern stores and BabyHug modern stores, including those operated by Digital Age and franchisees, net of order cancellations, gross of franchisee commission, net of shipping and cash on delivery charges and prior to product returns. Accordingly, the GMV numbers do not reconcile directly with the group's revenue from operations and should not be considered representative of the group's revenue from operations.
- Average GMV refers to GMV for the relevant year divided by the average of the number of stores at the beginning of the relevant year and at the end of the relevant year.

Our key financial metrics for our consolidated operations for the Financial Years 2024, 2023 and 2022, were as follows:

Metric	Unit	For the year ended March 31,		
		2024	2023	2022
Financial Metrics (based on or derived from our Restated Consolidated Financial Statements)				
Revenue from Operations	₹ Million	64,808.56	56,325.39	24,012.88
Revenue Growth ⁽¹⁾	%	15.06%	134.56%	N/A
Materials Cost	₹ Million	41,631.96	39,353.18	15,721.39
Materials Cost %	%	64.24%	69.87%	65.47%
Gross Margin ⁽²⁾	₹ Million	23,176.60	16,972.21	8,291.49
Gross Margin % ⁽²⁾	%	35.76%	30.13%	34.53%
Direct Cost	₹ Million	5,879.10	4,644.13	780.22
Direct Cost %	%	9.07%	8.25%	3.25%
Contribution Margin	%	26.69%	21.89%	31.28%
Loss for the year	₹ Million	(3,215.07)	(4,860.56)	(786.85)
Loss Margin for the year ⁽³⁾	%	(4.96)%	(8.63)%	(3.28)%
Adjusted EBITDA ⁽²⁾	₹ Million	2,744.49	749.82	961.99
Adjusted EBITDA Margin ⁽²⁾	%	4.23%	1.33%	4.01%
Financial metrics (based on or derived from the Unaudited Pro Forma Consolidated Financial Information)				
Revenue from Operations	₹ Million	N/A	52,621.90	35,975.04
Loss for the year	₹ Million	N/A	(4,863.81)	(1,017.28)
Loss Margin for the year ⁽³⁾	%	N/A	(9.24)%	(2.83)%
Gross Margin ⁽²⁾	₹ Million	N/A	17,324.64	11,904.32
Gross Margin % ⁽²⁾	%	N/A	32.92%	33.09%
Contribution Margin	%	N/A	23.59%	22.80%
Adjusted EBITDA	₹ Million	N/A	771.71	950.94
Adjusted EBITDA Margin	%	N/A	1.47%	2.64%

4. Revenue growth represents the percentage growth in revenue from operations of the relevant financial year over the revenue from operations of the previous financial year.

5. For the definitions and reconciliation of Non-GAAP measures, see "Definitions and Abbreviations" and "Other Financial Information" on pages 1 and 518, respectively.

6. Loss margin for the year represents percentage of loss for the year calculated on the revenue from operations for the relevant year.

Significant Factors Affecting Our Results of Operations

Inorganic growth through acquisitions (in particular, our acquisition of Digital Age)

In May 2022, we acquired Digital Age Retail Private Limited ("Digital Age"). The principal business of Digital Age is to deal in the retail trade of Mothers', Babies' and Kids' products. Prior to the acquisition, our online platform was operated by Digital Age, pursuant to a platform sharing agreement. Further, some of our modern stores were franchised to Digital Age. As a result of the acquisition, we are able to consolidate all of these operations into our business. Our revenue from operations as per the Unaudited Pro Forma Consolidated Financial Information (which takes into account the impact of our acquisition of Digital Age) amounted to ₹52,621.90 million and ₹35,975.04 million for the Financial Years 2023 and 2022, respectively. Further, the ratio of materials

cost to revenue from operations as per the Unaudited Pro Forma Consolidated Financial Information amounted to 67.08% and 66.91%, respectively, for Financial Years 2023 and 2022. For details of the acquisition, please see “**History and Certain Corporate Matters**” on page 311. See also, “**Unaudited Pro Forma Consolidated Financial Information**” on page 508. For the Financial Year 2024, our revenue from operations as per the Restated Consolidated Financial Statements amounted to ₹64,808.56 and our ratio of materials cost to revenue from operations amounted to 64.24%.

Further, we have, in the past, evaluated and executed strategic acquisitions of other complementary businesses as well, which have contributed to the growth of our business. For example, we acquired Swara Baby in October 2020, which provided us with the capabilities of manufacturing diapers. In addition, to further leverage our management team’s experience in creating and scaling up our home brands, we, together with our Managing Director and Chief Executive Officer, have also established GlobalBees Brands, to create a digital-first platform for helping D2C Indian and global brands to grow their business in India across direct-to-customer channels and modern stores. We hold 50.23% stake on a fully diluted basis in Globalbees Brands. Through GlobalBees Brands, we work with D2C brands through multiple approaches, i.e., strategic investments and acquisitions, direct-to-customer platform distribution relationships, brand licensing arrangements and OEM relationships. GlobalBees Brands has acquired controlling stakes in 21 entities and has entered into business transfer agreements with five entities. For details, please see “**Our Business – GlobalBees Brands**” on page 295. Revenues from GlobalBees Brands (before inter-segment elimination) amounted to ₹12,093.46 million and ₹8,971.79 million for the Financial Years 2024 and 2023, respectively, in accordance with our Restated Consolidated Financial Statements. We expect that the growth of the businesses acquired by GlobalBees Brands and further acquisitions by GlobalBees Brands will continue to contribute to our results of operations.

Our ability to grow the customer base of our multi-channel retailing platform

We are India’s largest multi-channel retailing platform for Mothers’, Babies’ and Kids’ Products, in terms of GMV, for the Financial Year 2024, according to the RedSeer Report. In addition to our online platform, which is available in India, UAE and KSA, we have a network of 1,063 FirstCry and BabyHug modern stores in 533 cities in 28 states and five union territories across India with over 2.12 million square feet of retail space, as at March 31, 2024. In the past three Financial Years, our revenue growth has been driven by our ability to attract new customers to our online platform and modern stores and retain existing customers. Our focus on providing personalized, enjoyable shopping experiences and a wide variety of Mothers’, Babies’ and Kids’ products on our multi-channel retailing platform has contributed to the growth in our customer base in prior periods, leading to a growth in Orders and GMV. Further, the growth of our international operations in the UAE and KSA has also led to an increase in our customer base. In addition to our multi-channel retail operations, we also provide an engaging parenting ecosystem on our website and mobile application, which covers articles, videos and live sessions targeted at our customers. Our customers value the content on our platform and further enhance it by adding their own experiences to the platform. Our unique content strategy feeds into our transaction funnel and creates a strong flywheel effect, as we believe that more content leads to more customers and more customers leads to richer content. More customers on our platform also increases the number of transactions on our platform. For further details, please see “**Our Business – Competitive Strengths – Our platform has powerful network effects driven by content, brands and data**” on page 270.

Our Annual Unique Transacting Customers (which covers unique customers on our online platform and modern stores) increased to 9.11 in the Financial Year 2024 from 7.98 million in Financial Year 2023 and 6.86 million in Financial Year 2022. This has driven an increase in our revenue from operations and brand awareness during the periods under review.

Further, according to the Redseer Report, India has the largest population of children globally, with approximately 306 million children under 12 years of age as at July 1, 2023, with a birth rate of 16.4 births per thousand people in calendar year 2021. Child care products spending per capita in India is currently nascent, at only ₹9,280-9,350 in the calendar year 2022, and is projected to grow faster than those in mature markets, at a CAGR of approximately 14% from 2023 to 2028 (compared to 3% for USA and 6% for China) (*Redseer Report*). For further details, please see “**Industry Overview**” on page 243. We believe we are well suited to benefit from the expected growth in the industry.

Sales volumes and gross merchandise value

Growth in sales volumes on our online platform, modern stores and through our general trade distribution has been a key factor that has contributed to the growth in our revenue from operations. We track number of Orders

placed on our online platform and modern stores and believe that the growth in Orders is largely driven by our customer base, mix of products sold on our platform, our brand awareness among customers in the market and expansion of our network of modern stores. Our sales volumes are also subject to seasonal fluctuations and tend to generally be higher during the second and third quarters of our Financial Year, due to change of seasons and the festive period in India. Our number of Orders has increased to 35.85 million in the Financial Year 2024 from 30.99 million in Financial Year 2023 and 26.73 million in Financial Year 2022.

Furthermore, our GMV has been growing consistently over the last three Financial Years. Our GMV increased to ₹91,211.28 million in the Financial Year 2024 from ₹72,576.34 million in Financial Year 2023 and ₹57,994.63 million in Financial Year 2022.

The growth in our GMV has been due to an increase in the assortment of products we offer across third-party and home brands, an increase in the prices of certain products, an increase in our customer base in India and our international markets, and an expansion in the network of our modern stores. An increase in Orders and GMV generally corresponds with an increase in our revenues from operations, as the main component of our revenue from operations is sale of products.

We calculate revenue from operations in accordance with our accounting policies, whereby revenue towards satisfaction of a performance obligation is measured at the transaction price (net of variable consideration) allocated to that performance obligation. The transaction price of goods sold, and services rendered is net of variable consideration on account of various discounts and schemes offered by us. In case of FOFO Stores, we recognize the revenues earned from such franchisees after adjusting for the margins given to franchisee, taxes and returns. In case of online platform and COCO Stores, revenue is recognized after adjusting the discount given to customers, taxes and returns. Further necessary adjustments (as required under IND AS 115) are made to arrive at the consolidated revenue from operations.

Set forth below is an illustration depicting calculation of our revenue from operations from our GMV:

GMV
Less: Discounts provided to customers
Less: Taxes
Less: Sales returns
Less: Adjustments pursuant to IND AS
Revenue from operations

Our Ability to Offer a Wide Variety of Products from Leading Third-Party Brands and our Home Brands

Through our multi-channel retailing platform, we offer customers a variety of products, ranging from products of leading multi-national Mothers', Babies' and Kids' products brands (such as Medela India Private Limited, Chicco and Funskool (India) Limited), "momprenuers" (i.e., mothers who operate home-based businesses) and our own home brands, such as BabyHug, Babyoye, Cutewalk and Pine Kids. As at March 31, 2024, our multi-channel retailing platform offered more than 1.65 million SKUs from 7,580 brands. We believe that our diverse product offering across third-party and home brands has contributed to the growth of our revenues in prior periods, as customers view us as a comprehensive destination platform for Mothers', Babies' and Kids' products.

We aim to maintain and expand our brand relationships in order to sustain and further diversify the variety of products available on our platform. The combination of wide selection of products offered on our platform, a wide range of products across multiple price points, and enjoyable personalized shopping experience, coupled with our strong brand salience enables us to attract more customers to our platform. This in turn draws more brand relationships to our multi-channel retailing platform, resulting in an expansion of our product portfolio and driving new and existing customers to make multiple purchases.

Furthermore, we have created multiple baby and kids' product brands in India such as BabyHug, Babyoye, Cutewalk and Pine Kids, in the mid to premium category, after conducting extensive research based on customer data analytics and identifying product and pricing gaps. Our home brands play a key role in creating a greater assortment of curated products for our customers. BabyHug is also the largest Mothers', Babies', and Kids' Products brand in the Asia Pacific region (excluding China) in terms of product assortment as of March 31, 2024, according to the RedSeer Report. The BabyHug brand has products across apparel, footwear, diapers, wipes, baby gear, nursery, toys and personal care categories. As at March 31, 2024, we also operated 284 exclusive BabyHug COCO Stores in India, which help to re-enforce its strong brand recognition across India. The growth of our home

brand and the expansion of our home brands portfolio have contributed to the growth of our revenue from operations.

Materials Cost, Advertising Expenses and Contribution Margin

Our profitability and gross margins are impacted by our ability to control our materials cost and other key expenses, in particular, advertising and sales promotion expenses.

Materials Cost

Our materials cost comprises (i) cost of materials consumed (i.e., the raw materials consumed in the manufacture of goods that we produce (primarily, diapers and kids food)); (ii) purchase of stock-in-trade that we purchase from third-party brands and contract manufacturers); and (iii) changes in inventories of stock-in-trade, finished goods and work in progress. During the Financial Year 2024, we leveraged a network of over 900 contract manufacturers across India and international markets, excluding contract manufacturers engaged by GlobalBees Brands and its subsidiaries.

Our cost of materials consumed and cost of contract manufactured and traded goods are impacted by the volume of raw materials/contract manufactured goods procured and correspondingly the price at which we procure such materials, which have historically fluctuated and are expected to continue to do so in the future. Furthermore, our ability to manage our inventory while maintaining and enhancing operational efficiency, impacts our ability to maintain or increase our margins. Our materials cost as per our Restated Consolidated Financial Statements amounted to ₹41,631.96 million, ₹39,353.18 million, and ₹15,721.39 million for the Financial Years 2024, 2023 and 2022, respectively. Based on the Unaudited Pro Forma Consolidated Financial Information, pro forma materials cost amounted to ₹35,297.26 million and ₹24,070.72 million for the Financial Years 2023 and 2022, respectively. Pro forma materials cost as a percentage of pro forma revenue from operations amounted to 67.08% and 66.91% for the Financial Years 2023 and 2022, respectively. Materials cost as a percentage of revenue from operations amounted to 64.24% for the Financial Year 2024 based on our Restated Consolidated Financial Statements.

Advertising and Sales Promotion Expenses

We invest in marketing and advertisement initiatives to acquire new customers, encourage existing customers to purchase more and to enhance our brand recognition in new markets. While we have gained prominence as the leading parenting platform in India by leveraging our core capabilities in content, social media engagement and hospital gift box program (whereby we provide free gift boxes to mothers who have just given birth, through our partnerships with hospitals and maternity clinics), our cost effectiveness depends on our ability to attract and retain customers at reasonable marketing expenses. As a percentage of revenue from operations, our advertising and sales promotion expenses were 7.44% in the Financial Year 2024, 7.39% in Financial Year 2023 and 11.19% for the Financial Year 2022 as per our Restated Consolidated Financial Statements. However, marketing cost is expected to increase in the next few years owing to higher spend towards marketing for new customer acquisition and new initiatives, such as the expansion of our modern store network and of our business in international markets. For additional details, please see “***Our Business – Our Growth Strategies***” on page 275. As a result, we expect our margins and profitability to remain under pressure in the short term, as we increase our marketing spend.

Contribution Margin

In addition, we also track our contribution margin, which is calculated as our gross margin minus variable cost (comprising packing expenses, courier expenses and payments gateway expenses). Set forth below is our contribution margin for the period/years indicated:

Metric	Unit	For the Financial Year		
		2024	2023	2022
Contribution margin [#]	%	26.69%	21.89%	31.28%
Pro forma contribution margin ^{##}	%	N/A	23.59%	22.80%

[#]Based on or derived from the Restated Consolidated Financial Statements.

^{##}Based on or derived from the Unaudited Pro Forma Consolidated Financial Information.

During the Financial Years 2024, our contribution margin (based on our Restated Consolidated Financial Statements) has increased due to improvement in gross margins. During the Financial Year 2023, our contribution margin (based on our Restated Consolidated Financial Statements) has decreased primarily due to the impact of the acquisition of Digital Age which resulted in increases in our courier expenses to ₹4,292.70 million for the Financial Year 2023 from ₹610.42 million for the Financial Year 2022, and payments gateway expenses to ₹220.30 million for the Financial Year 2023 from ₹70.08 million for the Financial Year 2022. Pursuant to significant increases in these expenses, which were disproportionate to the increase in our revenue from operations, we experienced a decline in our contribution margin.

The growth of our international operations, GlobalBees Brands business and other adjacent businesses

We organize our business into four reportable segments: India multi-channel, international, GlobalBees Brands and Others (for details, please see “– **Principal Components of Statement of Profit and Loss – Our Business Segments**” on page 548). While we have experienced growth in revenue and gross margins in our India multi-channel segment, our other business segments are in relatively early stages of growth. Going forward, growth in our other business segments will impact our results of operations. As we grow our customer base in India, we also aim to selectively expand in international markets. In furtherance of this strategy, we launched e-commerce operations in UAE in October 2019 and in KSA in August 2022. Revenue from operations from our international segment (before inter-segment elimination) was ₹7,537.16 million, ₹4,874.83 million and ₹3,520.42 million in Financial Years 2024, 2023 and 2022, respectively, as per our Restated Consolidated Financial Statements.

According to the RedSeer Report, we are the largest specialist online Mothers', Babies' and Kids' Product retail platforms in UAE, in terms of GMV, for the Financial Year 2024. Further, we commenced our operations in KSA in August 2022 and are the largest online-first Mothers', Babies' and Kids' product-focused retail platform, according to the Redseer Report. We offer products in various categories, including apparel, footwear, baby gear, nursery, diapers, toys and personal care, amongst others with more than 273,000 SKUs from more than 3,600 brands, including global brands, our home brands and leading third-party Indian brands. As at March 31, 2024, the FirstCry Arabia (UAE and KSA) mobile application had been downloaded 4.0 million times. For the Financial Year 2024, we had 0.43 million Annual Unique Transacting Customers in UAE and KSA. We expect that our international expansion will continue to contribute to the growth of our revenue from operations. In addition to the growth of our international operations, the growth of our GlobalBees Brands and Others segments (which also includes our pre-school education business) will also contribute to the growth in our revenue from operations.

Our Critical Accounting Policies

Financial instruments

A financial instrument is any contract that gives rise to a financial asset of one entity and a financial liability or equity instrument of another entity.

Recognition and initial measurement

Trade receivables and debt instruments (such as security deposits) issued are initially recognized when they are originated. All other financial assets and financial liabilities are initially recognized when we become a party to the contractual provisions of the instrument. A financial asset or financial liability is initially measured at fair value plus or minus, for an item not at fair value through profit and loss (“**FVTPL**”) and transaction costs that are directly attributable to its acquisition or issue.

Classification and subsequent measurement

Financial assets

On initial recognition, a financial asset is classified as measured at

- amortized cost;
- fair value through other comprehensive income (“**FVOCI**”) - debt investment;
- FVOCI - equity investment; or

- FVTPL

Financial assets are not reclassified subsequent to their initial recognition, except if and in the period we change our business model for managing financial assets.

A financial asset is measured at amortized cost if it meets both of the following conditions and is not designated as at FVTPL:

- the asset is held within a business model whose objective is to hold assets to collect contractual cash flows; and
- the contractual terms of the financial asset give rise on specified dates to cash flows that are solely payments of principal and interest on the principal amount outstanding.

A debt investment is measured at FVOCI if it meets both of the following conditions and is not designated as at FVTPL:

- the asset is held within a business model whose objective is achieved by, both, collecting contractual cash flows and selling financial assets; and
- the contractual terms of the financial asset give rise on specified dates to cash flows that are solely payments of principal and interest on the principal amount outstanding.

On initial recognition of an equity investment that is not held for trading, we may irrevocably elect to present subsequent changes in the investment's fair value in other comprehensive income ("OCI") (designated as FVOCI - equity investment). This election is made on an investment-by-investment basis. Transfers of financial assets to third parties in transactions that do not qualify for derecognition are not considered sales for this purpose, consistent with our continuing recognition of the assets. Financial assets that are held for trading or are managed and whose performance is evaluated on a fair value basis are measured at FVTPL. All financial assets not classified as measured at amortized cost or FVOCI as described above are measured at FVTPL. On initial recognition, we may irrevocably designate a financial asset that otherwise meets the requirements to be measured at amortized cost or at FVOCI as at FVTPL if doing so eliminates or significantly reduces an accounting mismatch that would otherwise arise.

Financial assets: Subsequent measurement, gains and losses

Financial assets at FVTPL	These assets are subsequently measured at fair value. Net gains and losses, at FVTPL including any interest or dividend income, are recognized in profit or loss.
Debt investments at FVOCI	These assets are subsequently measured at fair value. Interest income under the effective interest method, foreign exchange gains and losses and impairment are recognized in profit or loss. Other net gains and losses are recognized in OCI. On derecognition, gains and losses accumulated in OCI are reclassified to profit or loss.
Equity investments at FVOCI	These assets are subsequently measured at fair value. Dividends are recognized as income in profit or loss unless the dividend clearly represents a recovery of part of the cost of the investment. Other net gains and losses are recognized in OCI and are not reclassified to profit or loss.
Financial assets at amortized cost	These assets are subsequently measured at amortized cost using the effective interest method. The amortized cost is reduced by impairment losses. Interest income, foreign exchange gains and losses and impairment are recognized in profit or loss. Any gain or loss on derecognition is recognized in profit or loss.

Financial liabilities

Classification, subsequent measurement and gains and losses: Financial liabilities are classified as measured at amortized cost or FVTPL. A financial liability is classified as at FVTPL if it is classified as held-for-trading, or it is a derivative or it is designated as such on initial recognition. Financial liabilities at FVTPL are measured at fair value, and net gains and losses, including any interest expense, are recognized in profit or loss. Other financial liabilities are subsequently measured at amortized cost using the effective interest method. Interest expense and foreign exchange gains and losses are recognized in profit or loss. Any gain or loss on derecognition is also recognized in profit or loss.

Derecognition

Financial assets

We derecognise a financial asset when the contractual rights to the cash flows from the financial asset expire, or we transfer the rights to receive the contractual cash flows in a transaction in which substantially all of the risks and rewards of ownership of the financial asset are transferred or in which we neither transfer nor retain substantially all of the risks and rewards of ownership and do not retain control of the financial asset.

If we enter into transactions whereby we transfer assets recognized on our statement of assets and liabilities, but retain either all or substantially all of the risks and rewards of the transferred assets, the transferred assets are not derecognised.

Financial liabilities

We derecognise a financial liability when its contractual obligations are discharged or cancelled, or expire. We also derecognise a financial liability when its terms are modified and the cash flows under the modified terms are substantially different. In this case, a new financial liability based on the modified terms is recognized at fair value. The difference between the carrying amount of the financial liability extinguished and the new financial liability with modified terms is recognized in profit or loss.

Offsetting

Financial assets and financial liabilities are offset and the net amount presented in the restated consolidated statement of assets and liabilities when, and only when, we currently have a legally enforceable right to set off the amounts and we intend either to settle them on a net basis or to realize the asset and settle the liability simultaneously.

Property, plant and equipment

Recognition and measurement

Items of property, plant and equipment are measured at cost, which includes capitalized borrowing costs, less accumulated depreciation and accumulated impairment losses, if any. Capital work-in-progress is stated at cost, net of accumulated impairment losses, if any.

Cost of an item of property, plant and equipment comprises its purchase price, including import duties and non-refundable purchase taxes, after deducting trade discounts and rebates, any directly attributable cost of bringing the item to its working condition for its intended use and estimated costs of dismantling and removing the item and restoring the site on which it is located.

If significant parts of an item of property, plant and equipment have different useful lives, then they are accounted for as separate items (major components) of property, plant and equipment.

Any gain or loss on disposal of an item of property, plant and equipment is recognized in profit or loss.

Subsequent expenditure

Subsequent expenditure is capitalized only if it is probable that the future economic benefits associated with the expenditure will flow to us.

Depreciation

Depreciation is calculated on costs of items of property, plant and equipment less their estimated residual values over their estimated useful lives using the written down value method, and is generally recognized in the statement of profit and loss.

The estimated useful lives of items of property, plant and equipment for the current and comparative periods estimated by us are also in line with those specified in Schedule II to the Companies Act, 2013 and are as follows:

Asset	Useful life (years)
Computers	3
Network and servers (disclosed within computers)	6
Office equipment	5
Furniture and fixtures	10
Furniture and fixtures - bin boxes	2
Leasehold improvements	5 (over the period of the lease)
Plant and machinery	10 – 15
Building (other than factory buildings) other than RCC frame	30
Electrical installations	10
Vehicles	10

Depreciation method, useful lives and residual values are reviewed at each financial year-end and adjusted if appropriate. Depreciation on additions (disposals) is provided on a pro-rata basis, i.e., from (up to) the date on which asset is ready for use (disposed of).

Intangible assets

Brands

Brands acquired on business combination are initially recognised at fair value. Subsequent to initial recognition the brands are assessed between those having indefinite useful lives and those having definite useful lives. Brands with indefinite useful lives are recognised at their carrying value less impairment losses. Brands with definite useful lives, are amortized over their estimated useful lives. Amortization method and amortization period is reviewed by our management and changes in the estimated useful life are made if the same are expected to be used for shorter period than the initial estimated period.

Customer contracts

Customer contracts / relationships acquired on business combination are initially recognised at fair value. Subsequent to initial recognition the intangible asset's amortization method and amortization period is reviewed by our management and changes in the estimated useful life are made if the same are expected to be used for shorter period than the initial estimated period.

Content writing

Intangible assets for content writing are initially recognised at cost of acquisition. Subsequent measurement is at cost less accumulated amortisation and impairment loss, if any.

Other intangible assets

Other intangible assets are initially measured at cost. Such intangible assets are subsequently measured at cost less accumulated amortisation and any accumulated impairment losses.

Internally generated intangible asset

Research costs are charged to the Statement of Profit and Loss in the year in which they are incurred.

Platform Development

Platform development costs incurred are recognized as intangible assets, when feasibility has been established, we have committed technical, financial and other resources to complete the development and it is probable that asset will generate future economic benefits. The costs capitalized includes the salary cost of employees exclusively working on platform development up to the date the asset is available for use. Platform costs is amortized on a straight line basis over a period of four years. Platform development is measured at cost less accumulated amortisation and accumulated impairment, if any.

Product Development

Product development costs incurred are recognized as intangible assets, when feasibility has been established, we

have committed technical, financial and other resources to complete the development and it is probable that asset will generate future economic benefits. The costs capitalized includes the materials cost, service cost and salary cost of employees exclusively working on product development up to the date the asset is available for use. Product development costs is amortized on a straight line basis over a period of seven years. Product development is measured at cost less accumulated amortisation and accumulated impairment, if any.

Subsequent expenditure

Subsequent expenditure is capitalized only when it increases the future economic benefits embodied in the specific asset to which it relates. All other expenditure is recognized in profit or loss as incurred.

Amortisation

Goodwill and brand value are not amortized and are tested for impairment annually.

Amortisation is calculated to write off the cost of intangible assets less their estimated residual values over their estimated useful lives using the straight-line method for contract value and written down value method for other intangible assets is included in depreciation and amortisation in the Statement of Profit and Loss.

The estimated useful lives are as follows:

Asset	Useful life (years)
Computer software	1-5
Contract value	7.6
Content writing	4
Dubai platform	4
Brand - school	3.5
Product development	7
Customer relationship	5
Trademarks	10
Brand	20

Amortisation method, useful lives and residual values are reviewed at the end of each financial year and adjusted if appropriate.

Inventories

Inventories are measured at the lower of cost and net realizable value. The cost of inventories is based on weighted average method, and includes expenditure incurred in acquiring the inventories, and other costs incurred in bringing them to their present location and condition. Net realizable value is the estimated selling price in the ordinary course of business, less the estimated costs of completion and selling expenses and discounts. The comparison of cost and net realizable value is made on an item-by-item basis.

Cost of work in progress and manufactured finished goods is determined on the weighted average basis and comprises direct material, cost of conversion and other costs incurred in bringing these inventories to their present location and condition.

Raw materials, packaging materials and stores and spare parts are valued at lower of cost and net realizable value. Cost of raw materials, stock-in-trade, packaging materials and stores and spare parts includes purchase price, (excluding those subsequently recoverable by the enterprise from the concerned revenue authorities), freight inwards and other expenditure incurred in bringing such inventories to their present location and condition. In determining the cost, weighted average cost method is used.

Impairment

Impairment of financial instruments

In accordance with Ind AS 109, we apply expected credit loss (“ECL”) model for measurement and recognition of impairment loss on the following financial assets and credit risk exposure:

- (i) Financial assets that are debt instruments, and are measured at amortized cost, for example, loans, debt securities, deposits and bank balance; and
- (ii) Trade receivables or any contractual right to receive cash or another financial asset that result from transactions that are within the scope of Ind AS 115.

We follow 'simplified approach' for recognition of impairment loss allowance on trade receivables.

The application of simplified approach does not require us to track changes in credit risk. Rather, we recognize impairment loss allowance based on lifetime ECLs at each reporting date, right from its initial recognition. We recognize the provision for ECL based on its historical credit loss experience, adjusted for forward-looking factors specific to the debtors and the economic environment.

In all cases, the maximum period considered when estimating expected credit losses is the maximum contractual period over which we are exposed to credit risk.

Impairment of non-financial assets

Our non-financial assets, other than inventories and deferred tax assets, are reviewed at each reporting date to determine whether there is any indication of impairment. If any such indication exists, then the asset's recoverable amount is estimated. Goodwill and brand value are tested annually for impairment.

For impairment testing, assets that do not generate independent cash inflows are grouped together into cash-generating units ("CGUs"). Each CGU represents the smallest group of assets that generates cash inflows that are largely independent of the cash inflows of other assets or CGUs.

Goodwill arising from a business combination is allocated to CGUs or groups of CGUs that are expected to benefit from the synergies of the combination.

The recoverable amount of a CGU (or an individual asset) is the higher of its value in use and its fair value less costs to sell. Value in use is based on the estimated future cash flows, discounted to their present value using a pre-tax discount rate that reflects current market assessments of the time value of money and the risks specific to the CGU (or the asset).

The goodwill impairment test is performed at the level of the CGU or groups of CGUs which are benefitting from the synergies of the acquisition and which represent the lowest level at which goodwill is monitored for internal management purposes. Market related information and estimates are used to determine the recoverable amount. Key assumptions on which we have based our determination of recoverable amount include estimated long term growth rates, discount rates and terminal growth rates. Cash flow projections take into account past experience and represent our best estimate about future developments.

An impairment loss is recognized if the carrying amount of an asset or CGU exceeds its estimated recoverable amount. Impairment losses are recognized in the Statement of Profit and Loss. Impairment loss recognized in respect of a CGU is allocated first to reduce the carrying amount of any goodwill allocated to the CGU, and then to reduce the carrying amounts of the other assets of the CGU (or group of CGUs) on a pro rata basis.

An impairment loss in respect of goodwill is not subsequently reversed. In respect of other assets for which impairment loss has been recognized in prior periods, we review at each reporting date whether there is any indication that the loss has decreased or no longer exists. An impairment loss is reversed if there has been a change in the estimates used to determine the recoverable amount. Such a reversal is made only to the extent that the asset's carrying amount does not exceed the carrying amount that would have been determined, net of depreciation or amortisation, if no impairment loss had been recognized.

Employee benefits

Short-term employee benefits

Short-term employee benefit obligations are measured on an undiscounted basis and are expensed as the related service is provided. A liability is recognized for the amount expected to be paid, e.g., under short-term cash bonus,

if we have a present legal or constructive obligation to pay this amount as a result of past service provided by the employee, and the amount of obligation can be estimated reliably.

Share-based payment transactions

The grant date fair value of equity settled share-based payment awards granted to employees is recognized as an employee expense, with a corresponding increase in equity, over the period that the employees unconditionally become entitled to the awards. The amount recognized as expense is based on the estimate of the number of awards for which the related service and non-market vesting conditions are expected to be met, such that the amount ultimately recognized as an expense is based on the number of awards that do meet the related service and non-market vesting conditions at the vesting date. For share-based payment awards with non-vesting conditions, the grant date fair value of the share-based payment is measured to reflect such conditions and there is no true-up for differences between expected and actual outcomes.

Defined contribution plans

A defined contribution plan is a post-employment benefit plan under which an entity pays fixed contributions into a separate entity and will have no legal or constructive obligation to pay further amounts. We make specified monthly contributions towards Government administered provident fund scheme. Obligations for contributions to defined contribution plans are recognized as an employee benefit expense in profit or loss in the periods during which the related services are rendered by employees.

Prepaid contributions are recognized as an asset to the extent that a cash refund or a reduction in future payments is available.

Defined benefit plans

A defined benefit plan is a post-employment benefit plan other than a defined contribution plan. Our net obligation in respect of defined benefit plans is calculated separately for each plan by estimating the amount of future benefit that employees have earned in the current and prior periods, discounting that amount and deducting the fair value of any plan assets.

The calculation of defined benefit obligation is performed annually by a qualified actuary using the projected unit credit method. When the calculation results in a potential asset for us, the recognized asset is limited to the present value of economic benefits available in the form of any future refunds from the plan or reductions in future contributions to the plan ('the asset ceiling'). In order to calculate the present value of economic benefits, consideration is given to any minimum funding requirements.

Remeasurements of the net defined benefit liability, which comprise actuarial gains and losses, the return on plan assets (excluding interest) and the effect of the asset ceiling (if any, excluding interest), are recognized in OCI. We determine the net interest expense (income) on the net defined benefit liability (asset) for the period by applying the discount rate used to measure the defined benefit obligation at the beginning of the annual period to the then-net defined benefit liability (asset), taking into account any changes in the net defined benefit liability (asset) during the period as a result of contributions and benefit payments. Net interest expense and other expenses related to defined benefit plans are recognized in profit or loss.

When the benefits of a plan are changed or when a plan is curtailed, the resulting change in benefit that relates to past service ('past service cost' or 'past service gain') or the gain or loss on curtailment is recognized immediately in profit or loss. We recognize gains and losses on the settlement of a defined benefit plan when the settlement occurs.

Other long term employee benefit

Our liability in respect of other long-term employee benefits: Compensated absences is the amount of future benefit that employees have earned in return for their service in the current and prior periods. This benefit is discounted to determine its present value, and the fair value of any related assets is deducted. The obligation is measured on the basis of an annual independent actuarial valuation using the Projected Unit Credit method. Remeasurement gains or losses are recognized in profit or loss in the period in which they arise.

Provisions (other than for employee benefits), contingent liabilities and contingent assets

Provisions (other than for employee benefits)

A provision is recognized if, as a result of a past event, we have a present legal or constructive obligation that can be estimated reliably, and it is probable that an outflow of economic benefits will be required to settle the obligation. Provisions are determined by discounting the expected future cash flows (representing the best estimate of the expenditure required to settle the present obligation at the balance sheet date) at a pre-tax rate that reflects current market assessments of the time value of money and the risks specific to the liability. The unwinding of the discount is recognized as finance cost. Expected future operating losses are not provided for.

Contingent liabilities and contingent assets

A contingent liability exists when there is a possible but not probable obligation, or a present obligation that may, but probably will not, require an outflow of resources, or a present obligation whose amount cannot be estimated reliably. Contingent liabilities do not warrant provisions, but are disclosed unless the possibility of outflow of resources is remote.

A contingent asset is a possible asset that arises from past events and whose existence will be confirmed only by the occurrence or non-occurrence of one or more uncertain future events not wholly within the control of the entity. Contingent assets are not recognized in the consolidated financial statements. However, contingent assets are assessed continually and if it is virtually certain that an inflow of economic benefit will arise, the asset and related income are recognized in the period in which the change occurs. A contingent asset is disclosed, where an inflow of economic benefits is probable.

Revenue from contracts with customers

Revenue from contracts with customers is recognized upon transfer of control of promised goods/ services to customers at an amount that reflects the consideration to which we expect to be entitled for those goods/ services.

To recognize revenues, we apply the following five-step approach:

- identify the contract with a customer;
- identify the performance obligations in the contract;
- determine the transaction price;
- allocate the transaction price to the performance obligations in the contract; and
- recognize revenues when a performance obligation is satisfied.

Revenue from sale of traded goods and finished goods

Revenue from sale of products towards satisfaction of performance obligation is measured at the fair value of the amount of consideration received or receivable net of returns and allowances, trade discounts and rebates, taking into account contractually defined terms of payment excluding taxes or duties collected on behalf of the Government.

Goods and services tax is not received by us in our own account. Rather, it is tax collected on value added to the commodity by the seller on behalf of the Government. Accordingly, it is excluded from revenue. Our Company generally work on cash and carry model. However, other companies in our group have payment terms generally in the range of 30 to 90 days from the date of delivery.

Loyalty points programmes

For customer loyalty programmes, the fair value of the consideration received or receivable in respect of the initial sale is allocated between the loyalty points and the other components of the sale. The amount allocated to loyalty points is deferred and is recognized as revenue when the loyalty points are redeemed and we have fulfilled our obligations to supply the discounted products under the terms of the programme or when it is no longer probable that the award credits will be redeemed.

Internet display charges

Income from internet display charges is recognized on an accrual basis to the extent that it is probable that the economic benefits will flow to us and the revenue from such services can be reliably measured. The performance obligation is satisfied over a time and payment is generally due within 30 to 60 days from satisfaction of performance obligation.

Service income

Service income arising from brand and platform (website) license usage is recognized on an accrual basis and in accordance with the agreement. The performance obligation is satisfied over time and payment is generally due within 45 days from satisfaction of performance obligation. This is considered as part of other operating revenue.

Preschool revenue

Revenue from royalty and sales of student kit to franchisee schools is recognized on accrual basis during the academic year.

Contract balances

The policy for contract balances, i.e., contract assets, trade receivables and contract liabilities is as follows:

Contract assets and trade receivables

We classify our right to consideration in exchange for deliverables as either a receivable or as unbilled revenue. A receivable is a right to consideration that is unconditional upon passage of time. Revenue in excess of billings is recorded as unbilled revenue and is classified as a financial asset where the right to consideration is unconditional upon passage of time. Unbilled revenue which is conditional is classified as other current asset. Trade receivables and unbilled revenue is presented net of impairment.

Contract liabilities

A contract liability is the obligation to deliver services to a customer for which we have received consideration or part thereof (or an amount of consideration is due) from the customer. If a customer pays consideration before we deliver services to the customer, a contract liability is recognized when the payment is made or the payment is due (whichever is earlier). Contract liabilities are recognized as revenue when we perform under the contract.

Other Income

Recognition of interest income or expense

Interest income or expense is recognized using the effective interest method.

The 'effective interest rate' is the rate that exactly discounts estimated future cash payments or receipts through the expected life of the financial instrument to:

- the gross carrying amount of the financial asset; or
- the amortized cost of the financial liability.

In calculating interest income and expense, the effective interest rate is applied to the gross carrying amount of the asset (when the asset is not credit-impaired) or to the amortized cost of the liability. However, for financial assets that have become credit-impaired subsequent to initial recognition, interest income is calculated by applying the effective interest rate to the amortized cost of the financial asset. If the asset is no longer credit-impaired, then the calculation of interest income reverts to the gross basis.

Rental income

Rental income from sub-leasing activities is recognized on an accrual basis based on the underlying sub-lease

arrangements.

Income from support services

Income from support services are recognized when the services are performed and recovery of the consideration is certain.

Income tax

Income tax comprises current and deferred tax. It is recognized in profit or loss except to the extent that it relates to a business combination or to an item recognized directly in equity or in other comprehensive income.

Current tax

Current tax comprises the expected tax payable or receivable on the taxable income or loss for the year and any adjustment to the tax payable or receivable in respect of previous years. The amount of current tax reflects the best estimate of the tax amount expected to be paid or received after considering the uncertainty, if any, related to income taxes. It is measured using tax rates (and tax laws) enacted or substantively enacted by the reporting date.

Current tax assets and current tax liabilities are offset only if there is a legally enforceable right to set off the recognized amounts, and it is intended to realize the asset and settle the liability on a net basis or simultaneously.

Deferred tax

Deferred tax is recognized in respect of temporary differences between the carrying amounts of assets and liabilities for financial reporting purposes and the corresponding amounts used for taxation purposes. Deferred tax is also recognized in respect of carried forward tax losses and tax credits. Deferred tax is not recognized for:

- temporary differences arising on the initial recognition of assets or liabilities in a transaction that is not a business combination and that affects neither accounting nor taxable profit or loss at the time of the transaction;
- temporary differences related to investments in subsidiaries, associates and joint arrangements to the extent that we are able to control the timing of the reversal of the temporary differences and it is probable that they will not reverse in the foreseeable future.

Deferred tax assets are recognized to the extent that it is probable that future taxable profits will be available against which they can be used. We recognize a deferred tax asset to the extent that there is convincing other evidence that sufficient taxable profit will be available against which such deferred tax asset can be realized. Deferred tax assets – unrecognized or recognized, are reviewed at each reporting date and are recognized / reduced to the extent that it is probable / no longer probable, respectively, that the related tax benefit will be realized. Deferred tax is measured at the tax rates that are expected to apply to the period when the asset is realized or the liability is settled, based on the laws that have been enacted or substantively enacted by the reporting date.

The measurement of deferred tax reflects the tax consequences that would follow from the manner in which we expect, at the reporting date, to recover or settle the carrying amount of our assets and liabilities.

Deferred tax assets and liabilities are offset if there is a legally enforceable right to offset current tax liabilities and assets, and they relate to income taxes levied by the same tax authority on the same taxable entity, or on different tax entities, but they intend to settle current tax liabilities and assets on a net basis or their tax assets and liabilities will be realized simultaneously.

Borrowing cost

Borrowing costs are interest and other costs (including exchange differences relating to foreign currency borrowings to the extent that they are regarded as an adjustment to interest costs) incurred in connection with the borrowing of funds. Borrowing costs directly attributable to acquisition or construction of an asset which necessarily take a substantial period of time to get ready for their intended use are capitalized as part of the cost of that asset. Other borrowing costs are recognized as an expense in the period in which they are incurred.

Government grants

Government grants are recognized when there is a reasonable assurance that we will comply with the relevant conditions and the grant will be received.

Government grants are recognized in the Statement of Profit and Loss, either on a systematic basis when we recognize, as expenses, the related costs that the grants are intended to compensate or, immediately if the costs have already been incurred. Government grants related to assets are deferred and amortized over the useful life of the asset. Government grants related to income are presented as an offset against the related expenditure, and government grants that are awarded as incentives with no ongoing performance obligations to us are recognized as income in the period in which the grant is received.

Business combinations and Goodwill

Business combinations are accounted for using the acquisition method. The cost of an acquisition is measured as the aggregate of the consideration transferred measured at acquisition date fair value and the amount of any non-controlling interests in the acquiree. For each business combination, we elect whether to measure the non-controlling interests in the acquiree at fair value or at the proportionate share of the acquiree's identifiable net assets. Acquisition-related costs are expensed as incurred.

We determine we have acquired a business when the acquired set of activities and assets include an input and a substantive process that together significantly contribute to the ability to create outputs. The acquired process is considered substantive if it is critical to the ability to continue producing outputs, and the inputs acquired include an organized workforce with the necessary skills, knowledge, or experience to perform that process or it significantly contributes to the ability to continue producing outputs and is considered unique or scarce or cannot be replaced without significant cost, effort, or delay in the ability to continue producing outputs.

At the acquisition date, the identifiable assets acquired, and the liabilities assumed are recognised at their acquisition date fair values. For this purpose, the liabilities assumed include contingent liabilities representing present obligation and they are measured at their acquisition fair values irrespective of the fact that outflow of resources embodying economic benefits is not probable. However, the following assets and liabilities acquired in a business combination are measured at the basis indicated below:

- Deferred tax assets or liabilities, and the liabilities or assets related to employee benefit arrangements are recognised and measured in accordance with Ind AS 12 Income Tax and Ind AS 19 Employee Benefits respectively.
- Potential tax effects of temporary differences and carry forwards of an acquiree that exist at the acquisition date or arise as a result of the acquisition are accounted in accordance with Ind AS 12.

When we acquire a business, it assesses the financial assets and liabilities assumed for appropriate classification and designation in accordance with the contractual terms, economic circumstances and pertinent conditions as at the acquisition date. This includes the separation of embedded derivatives in host contracts by the acquiree.

If a business combination is achieved in stages, any previously held equity interest is remeasured at its acquisition date fair value and any resulting gain or loss is recognized in profit or loss or OCI as appropriate.

Any contingent consideration to be transferred by the acquirer is recognised at fair value at the acquisition date. Contingent consideration classified as an asset or liability that is a financial instrument and within the scope of Ind AS 109 Financial Instruments, is measured at fair value with changes in fair value recognised in profit or loss in accordance with Ind AS 109. If the contingent consideration is not within the scope of Ind AS 109, it is measured in accordance with the appropriate Ind AS and shall be recognised in profit or loss. Contingent consideration that is classified as equity is not re-measured at subsequent reporting dates and subsequent its settlement is accounted for within equity.

Goodwill is initially measured at cost, being the excess of the aggregate of the consideration transferred and the amount recognised for non-controlling interests, and any previous interest held, over the net identifiable assets acquired and liabilities assumed. If the fair value of the net assets acquired is in excess of the aggregate consideration transferred, we re-assess whether it has correctly identified all of the assets acquired and all of the liabilities assumed and reviews the procedures used to measure the amounts to be recognised at the acquisition

date. If the reassessment still results in an excess of the fair value of net assets acquired over the aggregate consideration transferred, then the gain is recognised in OCI and accumulated in equity as capital reserve. However, if there is no clear evidence of bargain purchase, the entity recognises the gain directly in equity as capital reserve, without routing the same through OCI.

After initial recognition, goodwill is measured at cost less any accumulated impairment losses. For the purpose of impairment testing, goodwill acquired in a business combination is, from the acquisition date, allocated to each of our cash-generating units that are expected to benefit from the combination, irrespective of whether other assets or liabilities of the acquiree are assigned to those units.

A cash generating unit to which goodwill has been allocated is tested for impairment annually, or more frequently when there is an indication that the unit may be impaired. If the recoverable amount of the cash generating unit is less than its carrying amount, the impairment loss is allocated first to reduce the carrying amount of any goodwill allocated to the unit and then to the other assets of the unit pro rata based on the carrying amount of each asset in the unit. Any impairment loss for goodwill is recognised in profit or loss. An impairment loss recognised for goodwill is not reversed in subsequent periods.

Where goodwill has been allocated to a cash-generating unit and part of the operation within that unit is disposed of, the goodwill associated with the disposed operation is included in the carrying amount of the operation when determining the gain or loss on disposal. Goodwill disposed in these circumstances is measured based on the relative values of the disposed operation and the portion of the cash-generating unit retained.

Foreign currency

Monetary assets and liabilities denominated in foreign currencies are translated into the functional currency at the exchange rate at the reporting date. Non-monetary assets and liabilities that are measured at fair value in a foreign currency are translated into the functional currency at the exchange rate when the fair value was determined. Non-monetary assets and liabilities that are measured based on historical cost in a foreign currency are translated at the exchange rate at the date of the transaction. Exchange difference are recognized in profit and loss.

For the purpose of consolidation, the assets and liabilities of our foreign operations are translated to Indian rupees at the exchange rate prevailing on the balance sheet date, and the income and expenses at the average rate of exchange for the respective months. Exchange differences arising on such translation are recognized as currency translation reserve under equity. Exchange differences arising from the translation of a foreign operation previously recognized in currency translation reserve in equity are not reclassified from equity to profit or loss until the disposal of the operation.

Cash and cash equivalents

Cash and cash equivalents in the Balance Sheet comprise cash at banks and on hand and short-term deposits with an original maturity of three months or less, which are subject to an insignificant risk of changes in value.

Leases Ind AS 116

We evaluate if an arrangement qualifies to be a lease as per the requirements of Ind AS 116. Identification of a lease requires significant judgment. We use significant judgement in assessing the lease term (including anticipated renewals) and the applicable discount rate.

We determine the lease term as the non-cancellable period of a lease, together with both periods covered by an option to extend the lease if we are reasonably certain to exercise that option, and periods covered by an option to terminate the lease if we are reasonably certain not to exercise that option in assessing whether we are reasonably certain to exercise an option to extend a lease, or not to exercise an option to terminate a lease, it considers all relevant facts and circumstances that create an economic incentive for us to exercise the option to extend the lease, or not to exercise the option to terminate the lease. We revise the lease term if there is a change in the non-cancellable period of a lease.

Company as a lessee

We recognize right-of-use asset representing its right to use the underlying asset for the lease term at the lease commencement date. As per Ind AS 116, lease commencement date is the date on which a lessor makes an

underlying asset available for use by a lessee. Our Company generally has two types of leases, one being leases for holding company owned physical stores and other being the leases for warehouses of the holding company. In case of leases for holding company owned physical stores, the holding company recognizes right of use asset on the lease commencement date. However, in case of leases for warehouses, lessor provides a rent-free period to facilitate fitting out and essential modifications to the assets to make it available for use by the holding company. The assets cannot be used until the modifications are completed, hence the holding company recognizes right-of-use asset for warehouse leases on completion of the initial rent free period i.e, the date on which asset is available for use. The cost of the right of use asset measured at inception shall comprise of the amount of the initial measurement of lease liability adjusted for any lease payments made at or before the commencement date less any lease incentives received, plus any initial direct costs incurred and an estimate of costs to be incurred by the lessee in dismantling and removing the underlying asset or restoring the underlying asset or site on which it is located. The right-of use assets subsequently measured at cost less any accumulated depreciation, accumulated impairment losses, if any and adjusted for any re-measurement of the lease liability. The right of use asset is depreciated in the straight line method from the commencement date over the shorter of lease term or useful life of right-of-use asset. Right-of use assets are tested for impairment where there any indication that their carrying amounts may not be recoverable. Impairment loss, if any, is recognized in the consolidated statement of profit and loss.

We measure the lease liability at the present value of the lease payments that are not paid at the commencement date of the lease. The lease payments are discounted using the interest rate implicit in the lease, if that rate can be readily determined. If that rate cannot be readily determined, we use incremental borrowing rate. For leases with reasonably similar characteristics, we, on a lease by lease basis, may adopt either the incremental borrowing rate specific to the lease or the incremental borrowing rate for the portfolio as a whole. The lease payments shall include fixed payments, variable lease payments, residual value guarantees, exercise price of a purchase option where we are reasonably certain to exercise that option and payments of penalties for terminating the lease, if the lease term reflects the lessee exercising an option to terminate the lease. The lease liability is subsequently re-measured by increasing the carrying amount to reflect interest on the lease liability, reducing the carrying amount to reflect the lease payments made and remeasuring the carrying amount to reflect any reassessment or lease modifications or to reflect revised in-substance fixed lease payments. Where the carrying amount of the right-of-use asset is reduced to zero and there is a further reduction in the measurement of the lease liability, we recognize any remaining amount of the re-measurement in statement of profit and loss.

Short-term leases and leases of low value assets

We apply the short-term lease recognition exemption to its short-term leases (i.e., those leases that have a lease term of 12 months or less from the commencement date and do not contain a purchase option). It also applies the lease of low-value assets recognition exemption to leases that are considered to be low value. Lease payments on short-term leases and leases of low-value assets are recognized as expense on a straight-line basis over the lease term.

Where we are the lessor

Leases in which we do not transfer substantially all the risks and rewards of ownership of an asset is classified as an operating lease. Assets subject to operating leases are included in the property, plant and equipment. Rental income on an operating lease is recognized in the Consolidated Statement of Profit and Loss on a straight-line basis over the lease term. Costs, including depreciation, are recognized as an expense in the Consolidated Statement of Profit and Loss.

COVID-19 related rent concessions

The amendments to Ind AS 116 provide a practical expedient to lessees in accounting for rent concessions that are a direct consequence of the COVID-19 pandemic.

Many lessors have provided rent concessions to lessees as a result of the COVID-19 pandemic. Rent concessions can include rent holidays or rent reductions for a period of time. Applying the requirements in Ind AS 116 for changes to lease payments, particularly assessing whether the rent concessions are lease modifications and applying the required accounting, could be practically difficult in the current environment. The objective of the amendment is to provide lessees that have been granted COVID-19 related rent concessions with practical relief, while still providing useful information about leases to users of the financial statements.

- The change in lease payments results in revised consideration for the lease that is substantially the same as, or less than, the consideration for the lease immediately preceding the change.
- Any reduction in lease payments affects only payments originally due on or before June 30, 2021.
- There is no substantive change to other terms and conditions of the lease.

Pursuant to the above amendment, we have applied the practical expedient with effect from April 1, 2020. We have accounted for the unconditional rent concessions in “miscellaneous income” in the Consolidated Statement of Profit and Loss.

Segment Reporting

Operating segments are reported in a manner consistent with the internal reporting provided to the chief operating decision maker. Our board of directors is identified as chief operating decision maker. Subsequent to the acquisition of Digital Age and expansion of Globalbees and international operations, for management purposes, we have reorganized our segments, which provide relevant information for better understanding of our financial performance and resource allocation decisions. Accordingly, we primarily operate in the following four segments: (i) India multi-channel, (ii) International, (iii) Globalbees and (iv) Others.

Earning per share

Basic earnings per share are calculated by dividing the net profit and loss for the period attributable to equity shareholders of our Company (after deducting preference dividends and attributable taxes) by the weighted average number of equity and compulsorily convertible preference shares outstanding during the period. For the purpose of calculating diluted earnings per share, the net profit and loss for the period attributable to equity shareholders of our Company and the weighted average number of shares outstanding during the period are adjusted for the effects of all dilutive potential equity shares.

Principal Components of Statement of Profit and Loss

Total Income

Total income consists of revenue from operations and other income.

Revenue from operations

Revenue from operations consists of sale of products and other operating revenue.

- ***Sale of products:*** Sale of products relates to transactions where we act directly as the seller of goods we purchase from our suppliers or owned brands we manufacture. Revenue from operations from sale of products is measured based on the transaction price, which is the consideration, adjusted for volume discounts, rebates, scheme allowances, price concessions, incentives, and returns, if any, as specified in the contracts with our customers.
- ***Other operating revenue:*** Other operating revenue consists of (i) internet display charges, which we charge from brands for advertising on our platform and (ii) other operating revenue (including preschool revenue).

Other income

Other income consists primarily of interest income on fixed deposits with banks and others, income from support services, lease rentals, and miscellaneous income.

Expenses

Our expenses consist of (i) cost of materials consumed, (ii) purchase of stock-in-trade (iii) changes in inventories of stock-in-trade, finished goods and work in progress, (iv) employees benefits expense (v) employee share based

payment expense, (vi) finance costs, (vii) depreciation and amortisation expenses, and (viii) other expenses.

Cost of materials consumed

Cost of materials consumed consist of costs of raw material that we purchase for our manufacturing operations.

Purchase of stock-in-trade

Purchase of stock-in-trade primarily consists of the purchase price of Mothers', Babies' and Kids' products that we purchase from third party brands or our contract manufacturers (including purchases by subsidiaries of GlobalBees Brands).

Changes in inventories of stock-in-trade, finished goods and work in progress

Changes in inventories of stock-in-trade, finished goods and work in progress consists of movements between opening and closing value of our inventories (i.e., finished goods, work-in-progress, and stock-in-trade).

Employee benefits expense

Employee benefit expense consists of salaries, wages, bonus, and other allowances, contributions to provident and other funds, and staff welfare expenses.

Employee share based payment expense

Employee share based payment expense consists of the number of awards that meet the related service and vesting conditions at the vesting date. For further details, please see "**Restated Consolidated Financial Statements – Note 32 – Share Based Payments**".

Finance costs

Finance costs consist of interest on borrowings measured at amortized cost, interest expense on lease liabilities, interest on contingent consideration arising through business combinations and other borrowing costs.

Depreciation and amortisation expenses

Depreciation and amortisation expenses consist of depreciation on property, plant and equipment, amortization of right-of-use assets and amortization of intangible assets.

Other expenses

Other expenses primarily consist of advertising and sales promotion expenses, courier expenses, subcontractor expenses, telephone and internet charges, legal and professional expenses, and miscellaneous expenses.

Our business segments

We organize our business into the following reportable segments:

- **India multi-channel segment:** this segment covers our online platform, modern stores as well as general trade retail distribution in India, covering both home brand and third-party products. In addition, this segment also covers our manufacturing operations in India;
- **International segment:** this segment covers our operations in UAE and KSA;
- **Globalbees Brands segment:** this segment covers GlobalBees Brands and its subsidiaries; and
- **Others:** This segment covers other businesses which are currently not material (for example, our education business).

The Restated Consolidated Financial Statements include information on revenues from operations and results from our reportable segments, as set forth in the tables below, for the Financial Years 2024 and Financial Year 2023:

Particulars	For the year ended March 31, 2024					Total
	India multi-channel	International	Globalbees Brands	Others	Inter Company Adjustments	
	(₹ in million, except %)					
Revenue from operations	45,794.84	7,537.16	12,093.46	333.55	(950.45)	64,808.56
Segment-wise revenue from operations as a percentage of our total revenue from operations (%)	70.66%	11.63%	18.66%	0.51%	(1.47)%	100.00%
Segment results before depreciation and amortisation expense	4,039.82	(1,395.96)	23.08	58.41	19.14	2,744.49
Segment Results	1,666.18	(1,553.77)	(963.77)	47.03	(159.91)	(964.24)

Particulars	For the year ended March 31, 2023					Total
	India multi-channel	International	Globalbees Brands	Others	Inter-Company Adjustments	
	(₹ in million, except %)					
Revenue from operations	42,808.65	4,874.83	8,971.79	229.61	(559.49)	56,325.39
Segment-wise revenue from operations as a percentage of our total revenue from operations (%)	76.00%	8.65%	15.93%	0.41%	(0.99)%	100.00%
Segment results before depreciation and amortisation expense	2,413.52	(1,200.59)	(447.29)	(30.52)	14.70	749.82
Segment Results	740.42	(1,329.33)	(1,407.50)	(42.07)	(154.54)	(2,193.01)

In addition, the Restated Consolidated Financial Statements also provide segmental revenue from operations and results for the Financial Year 2023 assuming that the acquisition of Digital Age was completed on April 1, 2022, as set forth below:

Particulars	For the year ended March 31, 2023					Total
	India multi-channel	International	Globalbees Brands	Others	Inter-Company Adjustments	
	(₹ in million, except %)					
Revenue from operations	39,105.17	4,874.83	8,971.79	229.61	(559.50)	52,621.90
Segment-wise revenue from operations as a percentage of our total revenue from operations (%)	74.31%	9.26%	17.05%	0.44%	(1.06)%	100.00%
Segment results before depreciation and amortisation expense	2,435.41	(1,200.59)	(447.29)	(30.52)	14.70	771.71
Segment Results	741.66	(1,329.33)	(1,407.50)	(42.07)	(154.54)	(2,191.78)

Presentation of Unaudited Pro Forma Consolidated Financial Information in this Section

We acquired 100% equity interest in Digital Age on May 2, 2022. As a result, Digital Age's results of operations have been consolidated in our Restated Consolidated Financial Statements for Financial Year 2023 (from May 2, 2022 onwards) and the Financial Year 2024. The principal business of Digital Age is to, amongst other things, deal in the retail trade of Mothers', Babies' and Kids' Products. Prior to the acquisition, our online platform was operated by Digital Age, pursuant to a platform sharing agreement. Further, several of our modern stores were

franchised to Digital Age. As a result of the acquisition, we are able to consolidate all of these operations into our business.

As Digital Age is a material Subsidiary and its acquisition has had a material impact on our financial condition and results of operations, our Restated Consolidated Statement of Profit and Loss for the Financial Year 2023 and 2022 are not directly comparable.

We have prepared the Unaudited Pro Forma Consolidated Financial Information included in this Red Herring Prospectus to reflect the acquisition of Digital Age for Financial Years 2023 and 2022. The Unaudited Pro Forma Consolidated Financial Information for the Financial Years 2023 and 2022 has been prepared as if the acquisition had taken place on April 1, 2021.

In this section, we provide a discussion of our results of operations for Financial Year 2023 and 2022 based on the Unaudited Pro Forma Consolidated Financial Information. We believe that, due to the materiality of the acquisition of Digital Age, this discussion provides important information to the reader on our results of operations that would have resulted if Digital Age was consolidated into our financial statements for these years.

Please see “*Unaudited Pro Forma Consolidated Financial Information*” and “*Risk Factors – The Unaudited Pro Forma Consolidated Financial Information is presented for illustrative purposes only and may not be indicative of our future performance.*” on pages 508 and 119 for additional details.

Our Select Results of Operations based on the Restated Consolidated Financial Statements

The following table sets forth select financial data from our restated consolidated statement of profit and loss for the Financial Years 2024, 2023 and 2022, the components of which are also expressed as a percentage of total income for such periods:

Particulars	For the Financial Year					
	2024		2023		2022	
	(in ₹ million)	(% of Total Income)	(in ₹ million)	(% of Total Income)	(in ₹ million)	(% of Total Income)
Income:						
Revenue from operations	64,808.56	98.57%	56,325.39	98.28%	24,012.88	95.41%
Other income	942.25	1.43%	987.37	1.72%	1,156.28	4.59%
Total income	65,750.81	100.00%	57,312.76	100.00%	25,169.16	100.00%
Expenses:						
Cost of materials consumed	5,574.65	8.48%	4,795.19	8.37%	2,228.37	8.85%
Purchases of stock-in-trade	38,898.87	59.16%	31,171.84	54.39%	17,544.55	69.71%
Changes in inventories of stock-in-trade, finished goods and work in progress	(2,841.56)	(4.32%)	3,386.15	5.91%	(4,051.53)	(16.10%)
Employee benefits expense						
(i) Employee benefits expense	5,084.21	7.73%	4,083.93	7.13%	2,467.17	9.80%
(ii) Employee share based payment expense	1,780.58	2.71%	3,614.37	6.31%	921.31	3.66%
Finance costs	1,153.63	1.75%	715.73	1.25%	376.83	1.50%
Depreciation and amortisation expense	3,708.73	5.64%	2,942.83	5.13%	1,108.88	4.41%
Other expenses	15,606.90	23.74%	12,446.63	21.72%	5,085.02	20.20%
Total expenses	68,966.01	104.89%	63,156.67	110.20%	25,680.60	102.03%
Loss from continuing operations before exceptional items and income tax	(3,215.20)	(4.89%)	(5,843.91)	(10.20%)	(511.44)	(2.03%)
Exceptional items income (net)	-	-	543.68	0.95%	-	-
Loss Profit before tax	(3,215.20)	(4.89%)	(5,300.23)	(9.25%)	(511.44)	(2.03%)
Tax Expense:						
Current tax	(438.05)	(0.67%)	(172.05)	(0.30%)	(121.42)	(0.48%)
Deferred tax	438.18	0.67%	611.72	1.07%	(153.99)	(0.61%)
Total tax expense	0.13	-	439.67	0.77%	(275.41)	(1.09%)
Loss for the year	(3,215.07)	(4.89%)	(4,860.56)	(8.48%)	(786.85)	(3.13%)

Financial Year 2024 compared to Financial Year 2023

Total Income

Our total income increased by 14.72% to ₹65,750.81 million for the Financial Year 2024 from ₹57,312.76 million for the Financial Year 2023, due to an increase in revenue from operations, partially offset by a decrease in other income.

Revenue from operations. Our revenue from operations increased by 15.06% to ₹64,808.56 million for the Financial Year 2024 from ₹56,325.39 million for the Financial Year 2023, primarily due to an increase in the sale of products and other operating revenue due to following reasons:

Sale of products increased to ₹63,255.11 million for Financial Year 2024 from ₹55,194.40 million for Financial Year 2023. This increase was due to:

- growth in the sale of products in India: the growth was driven by an increase in the demand for our products on our multi-channel retailing platform, which led to higher sales volumes. The increase in demand was a result of an increase in our customer base across our platform (Annual Unique Transacting Customers (which covers unique customers on our online platform and modern stores) increased to 9.11 million in Financial Year 2024 from 7.98 million in Financial Year 2023) and an increase in the number of our modern stores, to 1,063 as at March 31, 2024 from 904 as at March 31, 2023. Across our multi-channel retailing platform, orders in India increased to 35.85 million in Financial Year 2024 from 30.99 million in Financial Year 2023. In addition, we also expanded our general trade distribution during the Financial Year 2024;
- we also grew our sale of products in UAE and KSA during the Financial Year 2024;
- increase in revenues from our GlobalBees Brands business during the Financial Year 2024, primarily as a result of acquisitions undertaken by GlobalBees Brands during the Financial year 2023; and
- increase in revenues from our Subsidiary, Swara Baby.

Other income. Our other income decreased by 4.57% to ₹942.25 million for the Financial Year 2024 from ₹987.37 million for the Financial Year 2023, primarily due to a decrease in interest income from fixed deposits.

Expenses

Materials cost. Materials cost increased by 5.79% to ₹41,631.96 million for the Financial Year 2024 from ₹39,353.18 million for the Financial Year 2023, primarily due to increases in the purchases of products that we purchased from various brands and from contract manufacturers that manufacture our home brands. The increase in expenses was on account of increase in revenues from sale of products both within India and outside India. The increase in expenses was lesser than our increase in revenues which resulted in an increase in our gross margins.

The table below sets forth the components of our materials cost:

Particulars	For the year ended March 31, 2024	For the year ended March 31, 2023
Cost of materials consumed (<i>in ₹ millions</i>)	5,574.65	4,795.19
Purchase of stock-in-trade (<i>in ₹ millions</i>)	38,898.87	31,171.84
Changes in inventories of stock-in-trade, finished goods and work in progress (<i>in ₹ millions</i>)	(2,841.56)	3,386.15
Materials cost (<i>in ₹ millions</i>)	41,631.96	39,353.18

Employee benefits expense. Employee benefits expense increased by 24.49% to ₹5,084.21 million for the Financial Year 2024 from ₹4,083.93 million for the Financial Year 2023, primarily due to increases in salaries, wages, bonus and other allowances to ₹4,568.20 million for the Financial Year 2024 from ₹3,617.41 million for the Financial Year 2023 on account of an increase in our employee headcount due to increase in the number of our modern stores and expansion of our international operations.

Employee share based payment expense. Employee share based payment expense decreased to ₹1,780.58 million for the Financial Year 2024 from ₹3,614.37 million for the Financial Year 2023, on account of the graded vesting

schedule for options granted under our ESOP Plan, which resulted in higher costs being recorded in the Financial Year 2023.

Finance costs. Our finance costs increased by 61.18% to ₹1,153.63 million for the Financial Year 2024 from ₹715.73 million for the Financial Year 2023, primarily due to increases in (i) interest expense on lease liabilities accounted for as per Ind AS 116 to ₹878.78 million from ₹560.06 million, on account of the increase in our modern stores (including modern stores owned and operated by Digital Age) and (ii) interest on borrowings measured at amortized cost to ₹212.14 million from ₹102.22 million, primarily due to an increase in borrowings by our subsidiaries.

Depreciation and amortisation expense. Our depreciation and amortisation expense increased by 26.03% to ₹3,708.73 million for the Financial Year 2024 from ₹2,942.83 million for the Financial Year 2023, primarily due to increases in (i) depreciation of property, plant and equipment to ₹1,169.48 million from ₹854.34 million, primarily due to increases in the number of our modern stores (including modern stores owned and operated by Digital Age), and (ii) amortization of right-to-use assets as per Ind AS 116 to ₹1,452.22 million from ₹1,015.27 as a result of an increase in the number of our modern stores (including modern stores owned and operated by Digital Age).

Other expenses. Our other expenses increased by 25.39% to ₹15,606.90 million for the Financial Year 2024 from ₹12,446.63 million for the Financial Year 2023, primarily due to (i) increase in courier expenses to ₹5,457.49 million from ₹4,292.70 million primarily due to increases in order fulfilments in line with increases in sales volume, (ii) increase in advertising and sales promotion expenses to ₹4,821.83 million from ₹4,164.77 million due to increased advertising and scale up of our operations in KSA, (iii) increase in miscellaneous expenses to ₹1,495.18 million from ₹1,018.78 million primarily due the full year consolidation of our GlobalBees Brands business and scale up of our operations in KSA, and (iv) increase in rent to ₹800.51 million from ₹562.24 million primarily to increase in rental expenses for material handling equipment and warehousing cost in Globalbees Brands.

Loss before tax for the year. As a result of the foregoing, our loss before tax was ₹(3,215.20) million for the Financial Year 2024 as compared to ₹(5,300.23) million for the Financial Year 2023.

Tax expenses. Our total tax income for the Financial Year 2024 amounted to ₹0.13 million and comprised a current tax expense of ₹(438.05) million, deferred tax credit of ₹438.18 million. Our total tax income for the Financial Year 2023 amounted to ₹439.67 million and comprised a current tax expense of ₹(172.05) million and deferred tax credit of ₹611.72 million.

Loss after tax for the year. As a result of the foregoing, our loss for the year decreased to ₹(3,215.07) million for the Financial Year 2024 from ₹(4,860.56) million for the Financial Year 2023.

Financial Year 2023 compared to Financial Year 2022

Total Income

Our total income increased by 127.71% to ₹57,312.76 million for the Financial Year 2023 from ₹25,169.16 million for the Financial Year 2022, due to an increase in revenue from operations, partially offset by a decrease in other income.

Revenue from operations. Our revenue from operations increased by 134.56% to ₹56,325.39 million for the Financial Year 2023 from ₹24,012.88 million for the Financial Year 2022, primarily due to an increase in the sale of products and other operating revenue due to following reasons:

Sale of products increased to ₹55,194.40 million for Financial Year 2023 from ₹23,235.02 million for Financial Year 2022. This increase was primarily due to our acquisition of Digital Age in May 2022. Further, the increase was also due to:

- growth in the sale of products in India: the growth was driven by an increase in the demand of our products on our multi-channel retailing platform, which led to higher sales volumes. The increase in demand was a result of an increase in our customer base across our platform (Annual Unique Transacting Customers (which covers unique customers on our online platform and modern stores) increased from 6.68 million in Financial Year 2022 to 7.72 million in Financial Year 2023) and an increase in the number of our modern stores, from

701 as at March 31, 2022 to 904 as at March 31, 2023. Across our multi-channel retailing platform, Orders in India increased to 29.61 million in Financial Year 2023, from 25.65 million in Financial Year 2022. In addition, we also expanded our general trade distribution in Financial Year 2023, as compared with Financial Year 2022;

- we commenced operations in KSA in August 2022 and have grown our sales in KSA since then. Further, we also grew our sale of products in UAE in Financial Year 2023, compared to Financial Year 2022;
- increase in revenues from our GlobalBees Brands business in Financial Year 2023, compared to Financial Year 2022, primarily as a result of acquisitions undertaken by GlobalBees Brands during the year;
- increase in revenues from our Subsidiary, Swara Baby in Financial Year 2023, compared to Financial Year 2022; and
- increase in other operating income, due to higher internet display charges for Financial Year 2023, compared to Financial Year 2022.

Other income. Our other income decreased by 14.61% to ₹987.37 million for the Financial Year 2023 from ₹1,156.28 million for the Financial Year 2022, primarily due to a decrease in interest income from fixed deposits.

Expenses

Materials cost. Materials cost increased significantly to ₹39,353.18 million for the Financial Year 2023 from ₹15,721.39 million for the Financial Year 2022, primarily due to the impact of consolidation of Digital Age in Financial Year 2023, increases in the purchases of products that we purchased from various brands and from contract manufacturers that manufacture our home brands. The increase in expenses was in line with the increase in our revenues from sale of products both within India and outside India. In addition to volume growth, Materials cost also increased due to increases in the price of various products procured by us, due to general inflationary trends and the increase in prices of raw materials used in the manufacture of such products.

The table below sets forth the components of our materials cost:

Particulars	For the year ended March 31, 2023	For the year ended March 31, 2022
Cost of materials consumed (<i>in ₹ millions</i>)	4,795.19	2,228.37
Purchase of stock-in-trade (<i>in ₹ millions</i>)	31,171.84	17,544.55
Changes in inventories of stock-in-trade, finished goods and work in progress (<i>in ₹ millions</i>)	3,386.15	(4,051.53)
Materials cost (<i>in ₹ millions</i>)	39,353.18	15,721.39

Employee benefits expense. Employee benefits expense increased by 65.53% to ₹4,083.93 million for the Financial Year 2023 from ₹2,467.17 million for the Financial Year 2022, primarily due to increases in salaries, wages, bonus and other allowances to ₹3,880.45 million for the Financial Year 2023 from ₹2,346.28 million for the Financial Year 2022 on account of an increase in our employee headcount (due to the consolidation of employees of Digital Age, increase in the number of our modern stores, expansion of our international operations, employee cost on account of business combination and the full year impact of the acquisition of our GlobalBees Brands business).

Employee share based payment expense. Employee share based payment expense increased significantly to ₹3,614.37 million for the Financial Year 2023 from ₹921.31 million for the Financial Year 2022, primarily due to the vesting of employee stock options granted towards the end of Financial Year 2022 in accordance with our ESOP Plan.

Finance costs. Our finance costs increased by 89.93% to ₹715.73 million for the Financial Year 2023 from ₹376.83 million for the Financial Year 2022, primarily due to increases in (i) interest expense on lease liabilities accounted for as per Ind AS 116 to ₹560.06 million for the Financial Year 2023 from ₹245.62 million for the Financial Year 2022, on account of the increase in our modern stores (including modern stores owned and operated by Digital Age) and warehouses and (ii) interest on borrowings measured at amortized cost to ₹102.22 million for the Financial Year 2023 from ₹33.89 million for the Financial Year 2022, primarily due to an increase in borrowings by our subsidiaries.

Depreciation and amortisation expense. Our depreciation and amortisation expense increased significantly to ₹2,942.83 million for the Financial Year 2023 from ₹1,108.88 million for the Financial Year 2022, primarily due to increases in (i) depreciation of property, plant and equipment to ₹854.34 million for the Financial Year 2023 from ₹420.16 million for the Financial Year 2022, primarily due to increases in the number of our modern stores (including modern stores owned and operated by Digital Age) and warehouses, (ii) amortization of right-to-use assets as per Ind AS 116 to ₹1,015.27 million for the Financial Year 2023 from ₹579.00 million for the Financial Year 2022, as a result of an increase in the number of our modern stores (including modern stores owned and operated by Digital Age) and warehouses, and (iii) amortization of intangible assets to ₹1,073.22 million for the Financial Year 2023 from ₹109.72 million for the Financial Year 2022, primarily due to intangible assets acquired in business combinations.

Other expenses. Our other expenses increased significantly to ₹12,446.63 million for the Financial Year 2023 from ₹5,085.02 million for the Financial Year 2022, primarily due to increases in (i) courier expenses to ₹4,292.70 million for the Financial Year 2023 from ₹610.42 million for the Financial Year 2022 primarily due to the impact of the acquisition of Digital Age, increases in order fulfilments in line with increases in sales volume, (ii) advertising and sales promotion expenses to ₹4,164.77 million for the Financial Year 2023 from ₹2,686.11 million for the Financial Year 2022, increased advertising, in line with the growth in our sales, relating to scale-up of businesses under our GlobalBees Brands and due to the commencement of our operations in KSA, (iii) miscellaneous expenses to ₹1,018.78 million for the Financial Year 2023 from ₹172.69 million for the Financial Year 2022 primarily due to the impact of the acquisition of Digital Age, the full year consolidation of our GlobalBees Brands business and the commencement of our operations in KSA, and (iv) rent to ₹562.24 million for the Financial Year 2023 from ₹88.95 million for the Financial Year 2022 primarily due to our increase in rental expenses of material handling equipment, full year consolidation of our GlobalBees Brands business and the impact of the acquisition of Digital Age.

Loss before tax for the year. As a result of the foregoing, our loss before tax was ₹(5,300.23) million for the Financial Year 2023 as compared to loss before tax of ₹(511.44) million for Financial Year 2022.

Tax expenses. Our total tax income for the Financial Year 2023 amounted to ₹439.67 million and comprised a current tax expense of ₹172.05 million, deferred tax credit of ₹611.72 million. Our total tax expense for the Financial Year 2022 was ₹275.41 million and comprised current and deferred tax expense of ₹121.42 million and ₹153.99 million, respectively.

Loss after tax for the year. As a result of the foregoing, our loss for the year increased to ₹(4,860.56) million for the Financial Year 2023 from a loss of ₹(786.85) million for the Financial Year 2022.

Select Unaudited Pro Forma Consolidated Financial Information

The following table sets forth select financial data from our unaudited pro forma consolidated statement of profit and loss for the Financial Years 2022 and 2023, reflecting the acquisition of Digital Age, the components of which are also expressed as a percentage of total income for such periods: For details regarding our acquisitions, please see “*History and Certain Corporate Matters*” on page 311.

Particulars	For the year ended March 31, 2023		For the year ended March 31, 2022	
	(₹ in million)	(% of Total Income)	(₹ in million)	(% of Total Income)
Income				
Revenue from operations	52,621.90	98.16%	35,975.04	96.74%
Other income	988.14	1.84%	1,213.70	3.26%
Total Income	53,610.04	100.00%	37,188.74	100.00%
Expenses				
Cost of materials consumed	4,795.19	8.94%	2,228.37	5.99%
Purchase of stock-in-trade	32,340.83	60.33%	25,906.43	69.66%
Changes in inventories of stock-in-trade, finished goods and work in progress	(1,838.76)	(3.43)%	(4,064.08)	(10.93)%
Employee benefits expense	4,107.61	7.66%	2,756.17	7.41%
Employee share based payment expense	3,614.37	6.74%	921.31	2.48%
Finance costs	720.98	1.34%	424.36	1.14%

Particulars	For the year ended March 31, 2023		For the year ended March 31, 2022	
	(₹ in million)	(% of Total Income)	(₹ in million)	(% of Total Income)
Depreciation and amortisation expense	2,963.49	5.53%	1,341.02	3.61%
Other expenses	12,753.48	23.79%	8,419.90	22.64%
Total expenses	59,457.19	110.91%	37,933.48	102.00%
Loss from continuing operations before exceptional items and income tax	(5,847.15)	(10.91)%	(744.74)	(2.00)%
Exceptional items income (net)	543.68	1.01%		
Loss before tax	(5,303.48)	(9.89)%	(744.74)	(2.00)%
Tax expense				
Current tax	(172.05)	(0.32)%	(121.42)	(0.33)%
Deferred tax	611.72	1.14%	(151.12)	(0.41)%
Total tax expense	439.67	0.82%	(272.54)	(0.74)%
Loss before tax	(4,863.81)	(9.07)%	(1,017.28)	(2.74)%

Set forth below is a discussion of our financial performance during the Financial Years 2023 and 2022 based on our Unaudited Pro Forma Consolidated Financial Information

Financial Year 2023 (pro forma) compared to Financial Year 2022 (pro forma)

Total Income

Total income increased by 44.16% to ₹53,610.04 million for the Financial Year 2023 from ₹37,188.74 million for the Financial Year 2022, due to an increase in revenue from operations, partially offset by a decrease in other income.

Revenue from operations. Revenue from operations increased by 46.27% to ₹52,621.90 million for the Financial Year 2023 from ₹35,975.04 million for the Financial Year 2022, primarily due to the following reasons:

- growth in the sale of products in India: the growth was driven by an increase in the demand of our products on our multi-channel retailing platform, which led to higher sales volumes. The increase in demand was a result of an increase in our customer base across our platform (Annual Unique Transacting Customers (which covers unique customers on our online platform and modern stores) increased from 6.68 million in Financial Year 2022 to 7.72 million in Financial Year 2023) and an increase in the number of our modern stores, from 701 as at March 31, 2022 to 904 as at March 31, 2023. Across our multi-channel retailing platform, Orders in India increased to 29.61 million in Financial Year 2023, from 25.65 million in Financial Year 2022. In addition, we also expanded our general trade distribution in Financial Year 2023, as compared with Financial Year 2022, leading to higher sales;
- we commenced operations in KSA in August 2022 and have grown our sales in KSA since then. Further, we also grew our sale of products in UAE in Financial Year 2023, compared to Financial Year 2022;
- increase in revenues from our GlobalBees Brands business in Financial Year 2023, compared to Financial Year 2022;
- increase in revenues from our Subsidiary, Swara Baby in Financial Year 2023, compared to Financial Year 2022; and
- increase in other operating income, due to higher internet display charges for Financial Year 2023, compared to Financial Year 2022.

Other income. Other income decreased by 18.58% to ₹988.14 million for the Financial Year 2023 from ₹1,213.70 million for the Financial Year 2022, primarily due to a decrease in interest income from fixed deposits.

Expenses

Materials cost. Materials cost sold increased by 46.64% to ₹35,297.26 million for the Financial Year 2023 from ₹24,070.72 million for the Financial Year 2022, consistent with the increase in sales of products on our multi-channel retailing platform both within India and outside India.

In addition to increase in materials cost due to higher purchase volumes, Materials Cost also increased due to increases in the price of various products procured by us, due to general inflationary trends and the increase in prices of raw materials used in the manufacture of such products.

The table below sets forth the components of the pro forma materials cost for Financial Years 2023 and Financial Year 2022:

Particulars	For the year ended March 31, 2023	For the year ended March 31, 2022
Cost of materials consumed (in ₹ millions)	4,795.19	2,228.37
Purchase of stock-in-trade (in ₹ millions)	32,340.83	25,906.43
Changes in inventories of stock-in-trade, finished goods and work in progress (in ₹ millions)	(1,838.76)	(4,064.08)
Materials cost (in ₹ millions)	35,297.26	24,070.72

Materials cost as a percentage of revenue from operations amounted to 67.08% for the Financial Year 2023 and 66.91% for the Financial Year 2022.

Employee benefits expense. Employee benefits expense increased by 49.03% to ₹4,107.61 million for the Financial Year 2023 from ₹2,756.17 million for the Financial Year 2022, primarily due to increases in salaries, wages, bonus and other allowances on account of the following factors:

- an increase in employee headcount, driven by an increase in the number of modern stores opened and the expansion of our general trade retail distribution operations in Financial Year 2023, full year consolidation of our GlobalBees Brands business and the growth of our operations in KSA and UAE; and
- employee cost on account of business combination in Financial Year 2023, compared with Financial Year 2022. This cost relates to amounts payable by us towards the acquisition of additional stakes in four subsidiaries of Globalbees Brands, which is partly dependent on the continuity of the founder in the acquired companies. Hence, as per Ind AS, such amount has been treated as a component of employee benefit expenses.

Employee share based payment expense. Employee share based payment expense increased significantly to ₹3,614.37 million for the Financial Year 2023 from ₹921.31 million for the Financial Year 2022, primarily due to the vesting of employee stock options granted towards the end of Financial Year 2022 in accordance with our ESOP Plan.

Finance costs. Finance costs increased by 69.90% to ₹720.98 million for the Financial Year 2023 from ₹424.36 million for the Financial Year 2022, primarily due to increases in (i) interest expense on lease liabilities accounted for as per Ind AS 116, on account of an increase in the number of our modern stores and warehouses in Financial Year 2023, compared to Financial Year 2022, and (ii) interest on borrowings measured at amortized cost, primarily due to an increase in borrowings by some of our subsidiaries.

Depreciation and amortisation expense. Depreciation and amortisation expense increased significantly to ₹2,963.49 million for the Financial Year 2023 from ₹1,341.02 million for the Financial Year 2022, primarily due to increases in (i) depreciation of property, plant and equipment, primarily due to increases in the number of our modern stores and warehouses, (ii) amortization of right-to-use assets as per Ind AS 116, as a result of an increase in the number of our modern stores and warehouses, and (iii) amortization of intangible assets, primarily intangible assets acquired upon business combinations.

Other expenses. Other expenses increased significantly to ₹12,753.48 million for the Financial Year 2023 from ₹8,419.90 million for the Financial Year 2022, primarily due to increases in (i) courier expenses primarily due to increases in order fulfilments in line with increases in sales volume, (ii) advertising and sales promotion expenses, consistent with the growth in our sales, relating to scale-up of businesses under our GlobalBees Brands and due to the commencement of our operations in KSA, (iii) miscellaneous expenses primarily due to the full year

consolidation of our GlobalBees Brands business and commencement of our operations in KSA and (iv) rent primarily due to the increase in rent expenses of material handling equipment and full year consolidation of our GlobalBees Brands business.

Loss before tax for the year. As a result of the foregoing, loss before tax was ₹(5,847.15) million for the Financial Year 2023 as compared to loss before tax of ₹(744.74) million for Financial Year 2022.

Tax expenses. Total tax income for the Financial Year 2023 amounted to ₹439.67 million and comprised a current tax expense of ₹(172.05) million and deferred tax credit of ₹611.72 million. Total tax expense for the Financial Year 2022 was ₹272.54 million and comprised current and deferred tax expense of ₹(121.42) million and ₹(151.12) million, respectively.

Loss after tax for the year. As a result of the foregoing, loss for the year increased to ₹(4,863.81) million for the Financial Year 2023 from a loss of ₹(1,017.28) million for the Financial Year 2022.

Liquidity and Capital Resources

Historically, our primary liquidity requirements have been to finance our capital expenditure and working capital needs for our operations. We have met these requirements through cash flows from operations, equity infusions from Shareholders and borrowings. As March 31, 2024, we had ₹3,616.96 million in cash and cash equivalents, and ₹1,314.71 million in other bank balances other than cash and cash equivalents in accordance with our Restated Consolidated Financial Statements. We believe that, after taking into account the expected cash to be generated from operations, our borrowings and the proceeds from the Offer, we will have sufficient liquidity for our present requirements and anticipated requirements for capital expenditure and working capital for the next 12 months.

Cash Flows (based on our Restated Consolidated Financial Statements)

The following table sets forth our cash flows for the period and years indicated below:

Particulars	For the year ended March 31,		
	2024	2023	2022
	(₹ in million)		
Net cash used in operating activities	(420.73)	(3,989.89)	(1,317.26)
Net cash (used in)/generated from investing activities	629.44	3,040.89	(4,905.81)
Net cash (used in)/generated from financing activities	814.74	(506.18)	6,443.76
Net increase/(decrease) in cash and cash equivalents	1,023.45	(1,455.18)	220.69

Operating Activities

Net cash used in operating activities for the Financial Year 2024 was ₹420.73 million. While our restated loss before tax for the Financial Year 2024 was ₹(3,215.20) million, our operating profit before working capital changes was ₹2,972.25 million, primarily attributable to adjustments for employee share based payment expense of ₹1,780.58 million, amortisation of intangible assets of ₹1,087.03 million, amortisation of right of use assets of ₹1,452.22 million and depreciation on property, plant and equipment of ₹1,169.48 million, partially offset by interest income on fixed deposits with banks of ₹412.22 million. Our working capital adjustments primarily consisted of an increase in other current assets of ₹1,563.34 million, increase in inventories of ₹3,434.59 million, partially offset by increase in trade payables of ₹1,700.75 million. Our income taxes paid (net of tax refund received) was ₹(464.99) million for the Financial Year 2024.

Net cash used in operating activities for the Financial Year 2023 was ₹3,989.89 million. While our restated loss before tax for the Financial Year 2023 was ₹(5,300.23) million, our operating profit before working capital changes was ₹1,269.70 million, primarily attributable to adjustments for employee share based payment expense of ₹3,614.37 million, amortisation of intangible assets of ₹1,073.22 million, amortisation of right of use assets of ₹1,015.27 million and depreciation on property, plant and equipment of ₹854.34 million, partially offset by interest income on fixed deposits with banks of ₹560.58 million. Our working capital adjustments primarily consisted of a decrease in trade payables of ₹5,579.04 million, decrease in current and non-current financial liabilities of ₹1,621.29 million, partially offset by increase in other non-current assets of ₹1,284.49 million increase in inventories of ₹3,080.61 million. The major adjustments in working capital related to acquisitions

made by us during the year. Our income taxes paid (net of tax refund received) was ₹267.39 million for the Financial Year 2023.

Net cash used in operating activities for the Financial Year 2022 was ₹1,317.26 million. While our restated loss before tax for the Financial Year 2022 was ₹(511.44) million, our operating profit before working capital changes was ₹908.99 million, primarily attributable to adjustments for employee share based payment expense of ₹921.31 million, amortisation of right of use assets of ₹579.00 million and depreciation on property, plant and equipment of ₹420.16 million, partially offset by interest income on fixed deposits with banks of ₹963.12 million. Our working capital adjustments primarily consisted of an increase in inventories of ₹4,020.65 million, increase in other current assets of ₹1,092.42 million partially offset by increase in trade payables of ₹1,737.05 million, increase in current and non-current financial liabilities of ₹1,610.02 million. Our income taxes paid (net of tax refund received) was ₹(255.07) million for the Financial Year 2022.

Investing Activities

Net cash generated from investing activities was ₹629.44 million for the Financial Year 2024, primarily comprising proceeds from bank deposits of ₹6,181.66 million, interest received of ₹536.27 million and loan to employees of ₹60.15 million, partially offset by acquisition of property, plant and equipment of ₹3,404.86 million, acquisition of subsidiaries of ₹2,669.17 million, acquisition of other investments (net) of ₹50.02 million and acquisition of intangible assets of ₹24.59 million.

Net cash generated from investing activities was ₹3,040.89 million for the Financial Year 2023, primarily comprising proceeds from bank deposits of ₹39,112.40 million, partially offset by investments in bank deposits of ₹30,064.97 million, acquisition of subsidiaries of ₹3,949.46 million and acquisition of property, plant and equipment of ₹2,330.67 million.

Net cash used in investing activities was ₹4,905.81 million for the Financial Year 2022, primarily comprising investments in bank deposits of ₹58,757.35 million, acquisition of subsidiaries of ₹5,211.24 million and acquisition of property, plant and equipment of ₹2,178.84 million, partially offset by proceeds from bank deposits of ₹60,241.42 million and interest received of ₹1,138.52 million.

Financing Activities

Net cash generated from financing activities was ₹814.74 million for the Financial Year 2024, proceeds from borrowings of ₹2,862.48 million, partially offset by repayment of lease liabilities (including interest) of ₹1,772.89 million and interest paid of ₹274.85 million.

Net cash used in financing activities was ₹506.18 million for the Financial Year 2023, primarily on repayment of lease liabilities (including interest) of ₹1,200.92 million and interest paid of ₹155.67 million, partially offset by proceeds from borrowings of ₹1,472.88 million.

Net cash generated from financing activities was ₹6,443.76 million for the Financial Year 2022, primarily from proceeds from issue of shares by subsidiaries of ₹7,676.31 million, partially offset by amount paid on repurchase of equity interest of ₹958.47 million.

Indebtedness

As at March 31, 2024, we had Total Borrowings of ₹4,627.22 million, comprising non-current borrowings of ₹2,294.60 million and current borrowings (including current portion of our non-current borrowings) of ₹2,332.62 million in accordance with our Restated Consolidated Financial Statements.

Capital and Other Commitments

As at March 31, 2024, the estimated amount of contracts remaining to be executed on capital account and other long-term commitments and not provided for was ₹3,127.22 million.

The following table summarizes the maturity profile of our financial liabilities based on contractual undiscounted payments as at March 31, 2024:

(₹ in million)

Particulars	Total	Up to 1 year	1-3 years	More than 3 years
Borrowings	4,627.22	2,400.25	1,915.68	324.48
Lease Liabilities	9,598.25	2,027.72	3,839.04	7,702.67
Trade payables	9,079.46	9,079.46	-	-
Other financial liabilities	8353.75	5,398.57	3,158.66	749.26

Capital Expenditure

Our capital expenditures primarily relate to the purchase of furniture and fixtures, computers, office equipment and leasehold improvements. We incurred expenses on acquisition of property, plant and equipment as per our Restated Consolidated Financial Statements amounting to ₹3,404.86 million, ₹2,330.67 million and ₹2,178.84 million for Financial Years 2024, 2023 and 2022, respectively. Our budgeted capital expenditure for Financial Year 2025 is ₹2,850 million.

Contingent Liabilities

As at March 31, 2024, we have contingent liabilities (as per Ind AS 37) of ₹53.98 million relating to claims against our Group not acknowledged as debts for indirect tax matters and legal matters.

Off-Balance Sheet Commitments and Arrangements

We do not have any off-balance sheet arrangements, derivative instruments or other relationships with other entities that would have been established for the purpose of facilitating off-balance sheet arrangements.

Related Party Transactions

We have engaged in the past, and may engage in the future, in transactions with related parties. For details of our related party transactions, see “*Summary of the Offer Document – Related Party Transactions*” on page 32.

Non-GAAP Measures – EBITDA (excluding other income) and Adjusted EBITDA

Adjusted EBITDA is a supplemental measure of performance that is not required by, nor presented in accordance with, Ind AS. Adjusted EBITDA is not a measurement of financial performance or liquidity under Ind AS, IFRS or any other internationally accepted accounting principles, and should not be considered as an alternative to profit or any other performance measures derived in accordance with Ind AS, nor as an alternative to cash flow from operating activities as a measure of liquidity. In addition, Adjusted EBITDA is not a standardized term, hence, a direct comparison between companies using this term may not be possible. Adjusted EBITDA is presented because we believe that it is frequently used by securities analysts, investors and other interested parties in evaluating companies.

The following table sets forth reconciliation of Adjusted EBITDA to profit/loss for the periods indicated in accordance with our Restated Consolidated Financial Statements:

Particulars	For the year ended March 31,		
	2024	2023	2022
	<i>(₹ in millions, unless otherwise specified)</i>		
Loss for the year	(3,215.07)	(4,860.56)	(786.85)
Add: Tax expenses	(0.13)	(439.67)	275.41
Add: Finance costs	1,153.63	715.73	376.83
Add: Depreciation and amortisation expense	3,708.73	2,942.83	1,108.88
Less: Other income	(942.25)	(987.37)	(1,156.28)
EBITDA (excluding other income)	704.91	(2,629.04)	(182.01)
Revenue from operations	64,808.56	56,325.39	24,012.88
EBITDA (excluding other income) as % of revenue from operations (“ EBITDA Margin (excluding other income) ”)	1.09%	(4.67)%	(0.76)%

Particulars	For the year ended March 31,		
	2024	2023	2022
	<i>(₹ in millions, unless otherwise specified)</i>		
Add: Employee share based payment expense	1,780.58	3,614.37	921.31
Add: Exceptional items (net)	-	(543.68)	-
Add: Deal related cost ⁽¹⁾	-	45.13	92.63
Add: Salaries, wages, bonus and other allowances accounted as per paragraph B-55 of Ind AS 103	259.00	263.04	130.06
Adjusted EBITDA	2,744.49	749.82	961.99
Revenue from operations	64,808.56	56,325.39	24,012.88
Adjusted EBITDA as % of revenue from operations ("Adjusted EBITDA Margin")	4.23%	1.33%	4.01%

(1) Deal related costs are certain non-recurring fees paid by us in relation to corporate transactions carried out during the period.

The following table sets forth reconciliation of pro forma adjusted EBITDA (excluding other income) to pro forma profit/loss for the years indicated:

Particulars	For the year ended March 31,	
	2023	2022
	<i>(₹ in millions, unless otherwise specified)</i>	
Loss for the year	(4,863.81)	(1,017.28)
Add: Tax expenses	439.67	(272.54)
Add: Finance costs	720.98	424.36
Add: Depreciation and amortisation expense	2,963.49	1,341.02
Less: Other income	(988.14)	(1,213.70)
EBITDA (excluding other income)	(2,607.15)	(193.06)
Revenue from operations	52,621.90	35,975.04
EBITDA (excluding other income) as % of revenue from operations ("EBITDA Margin (excluding other income)")	(4.95)%	(0.54)%
Add: Employee share based payment expense	3,614.37	921.31
Add: Exceptional items (net)	(543.68)	-
Add: Deal related cost ⁽¹⁾	45.13	92.63
Add: Salaries, wages, bonus and other allowances accounted as per paragraph B-55 of Ind AS 103	263.04	130.06
Adjusted EBITDA	771.71	950.94
Revenue from operations	52,621.90	35,975.04
Adjusted EBITDA as % of revenue from operations ("Adjusted EBITDA Margin")	1.47%	2.64%

(1) Deal related costs are certain non-recurring fees paid by us in relation to corporate transactions carried out during the period.

Quantitative and Qualitative Analysis of Market, Credit and Liquidity Risks

Our Board of Directors has overall responsibility for the establishment and oversight of our risk management framework. The Senior Management has developed and monitors our risk management policies. The management reports regularly to our Board of Directors on its activities. Our risk management policies are established to identify and analyse the risks faced by us, to set appropriate risk limits and controls and to monitor risks and adherence to limits. We regularly review our risk management policies and systems to reflect changes in market conditions and our activities.

Credit risk

Credit risk is the risk of financial loss to us if a customer or counter party to a financial instrument fails to meet its contractual obligations, and arises principally from our receivables from customers. Our exposure to credit risk is influenced mainly by the individual characteristics of each customer. However, we also consider the factors that may influence the credit risk of our customer base, including the default risk associated with the industry and country in which the customers operate. We consider a financial asset in default when contractual payments are

90 days past due adjusted for forward-looking factors specific to the debtors and the economic environment. However, in certain cases, we may also consider a financial asset to be in default when internal or external information indicates that we are unlikely to receive the outstanding contractual amounts in full before taking into account any credit enhancements held by us. A financial asset is written off when there is no reasonable expectation of recovering the contractual cash flows. We consider that there has been a significant increase in credit risk when contractual payments are more than 30 days past due.

Liquidity risk

Liquidity risk is the risk that we will encounter difficulty in meeting the obligations associated with our financial liabilities that are settled by delivering cash or another financial asset. Our approach to managing liquidity is to ensure, as far as possible, that we will have sufficient liquidity to meet our liabilities when they are due, under both normal and stressed conditions, without incurring unacceptable losses or risking damage to our reputation. Our management monitors rolling forecasts of our liquidity position on the basis of expected cash flows.

Market risk

Market risk is the risk that changes in market prices such as foreign exchange rates, interest rates and equity prices will affect our income or the value of its investments. The objective of market risk management is to manage and control market risk exposures within acceptable parameters, while optimising the return.

Currency risk

Our exposure to foreign currency risk is limited as a majority of our transactions are in our functional currency.

Interest rate risk

Interest rate risk is the risk that the fair value or future cash flow of a financial instrument will fluctuate because of changes in market interest rates. We are exposed to interest rate risk on short-term and long-term floating rate interest bearing liabilities. Our policy is to maintain a balance of fixed and floating interest rate borrowings and the proportion of fixed and floating rate debt is determined by prevailing interest rates. These exposures are reviewed by us on a periodic basis.

Known Trends or Uncertainties that have had or are expected to have a material adverse impact on sales, revenue or income from continuing operations

Our business has been subject, and we expect it to continue to be subject, to significant economic changes arising from the trends identified above in “– *Significant Factors Affecting our Results of Operations*” and the uncertainties described in “*Risk Factors*” on page 83. To our knowledge, except as disclosed in this Red Herring Prospectus, there are no known factors which we expect to have a material adverse effect on our income.

Future Relationship Between Cost and Income

Other than as described elsewhere in this Red Herring Prospectus, to the knowledge of our management, there are no known factors that might affect the future relationship between costs and income.

Unusual or infrequent events or transactions

Except as disclosed in this Red Herring Prospectus, to our knowledge, there have been no unusual or infrequent events or transactions that have in the past or may in the future affect our business operations or future financial performance.

New Products or Business Segments

Except as disclosed in this Red Herring Prospectus, including as described in “*Our Business*” on page 262, there are no new products or business segments that have or are expected to have a material impact on our business prospects, results of operations or financial condition.

Seasonality

Our business is subject to seasonality with higher sales volumes in the second and third quarters of our financial year. For details, see “*Risk Factors – The seasonality of our business affects our quarterly results of operations and places an increased strain on our operations*” on page 128.

Competitive conditions

Our industry is competitive and we expect that competition will continue to increase. For further details, see “*Risk Factors — We operate in a competitive industry and our failure to compete effectively could have a negative effect on the success of our business.*” on page 112.

Future relationship between cost and income

Other than as described in “*Risk Factors*”, “*Our Business*” and above in “ — *Significant Factors Affecting our Results of Operations*” on pages 83, 262 and 530, respectively, to our knowledge, there are no known factors that may adversely affect our business prospects, results of operations and financial condition.

Significant Developments Subsequent to March 31, 2024

1. Subsequent to the Financial Year 2024, a warehouse where our inventory was stocked in Hooghly, West Bengal caught fire and the inventory and property, plant and equipment there was destroyed. The tentative loss due the damage to inventory and property, plant and equipment amounts to Rs. 1014.32 million. The incident took place on May 20, 2024 before finalization of the financial statements for the Financial Year 2024. Our insurance policy adequately covers the losses incurred. As of the date of finalization of the financial statements, we were in process of finalizing the exact amount of loss incurred and filing the insurance claim against the same. Since the event took place after March 31, 2024, it is a non-adjusting event in the financial statements and hence, no corresponding impact is considered in the financial statements. The insurance policy includes a 5% excess clause, meaning the insurance settlement will be reduced by 5% of the total claim amount at the time of settlement. Other than the loss due to the excess clause, there is no threat to the going concern of our business, and thus no adjustment to the financial assertions in our financial statements is warranted.
2. Subsequent to the Financial Year 2024, a warehouse where our inventory was stored, in Harihar Complex, Mumbai Nashik Highway, Bhiwandi, Maharashtra, caught fire and the inventory lying therein was destroyed. The incident took place on April 27, 2024 but before the finalization of the financial statements for the Financial Year 2024. At the date of the incident, there was inventory of ₹345.61 million in approximate value at the warehouse. We filed a provisional insurance claim in May 2024 before the finalization of the financial statements for the Financial Year 2024. The claim is still under process of being finalized by the insurance company. We had also already claimed unutilized GST input tax credit of ₹73.47 million on such stock lost by fire. Since the event took place after March 31, 2024, it is a non-adjusting event in the financial statements and hence, no corresponding impact is considered in the financial statements. Further, other than business loss for a temporary period therein no threat to the going concern of the business and does not warrant any adjustment to the financial assertions made in the financial statements.

SECTION VI – LEGAL AND OTHER INFORMATION

OUTSTANDING LITIGATION AND OTHER MATERIAL DEVELOPMENTS

*Except as stated in this section, there are no outstanding (i) criminal proceedings, including, matters which are at the FIR stage and where no or some cognizance has been taken by the courts, involving our Company, Subsidiaries, or Directors (collectively, “**Relevant Parties**”); (ii) actions taken by statutory or regulatory authorities involving the Relevant Parties; (iii) claims involving the Relevant Parties for any direct or indirect tax liabilities (disclosed in a consolidated manner giving the total number of claims and the total amounts involved); and (iv) litigations involving Relevant Parties as determined to be material by our Board as per the materiality policy adopted by our Board pursuant to its resolution dated July 13, 2024 (“**Materiality Policy**”) in accordance with the SEBI ICDR Regulations. Furthermore, as on the date of this Red Herring Prospectus, our Company does not have any group company.*

In accordance with the Materiality Policy, all pending litigation involving the Relevant Parties (excluding Globalbees Brands, Digital Age and Firstcry Management), other than criminal proceedings, statutory or regulatory actions and taxation matters, would be considered ‘material’, if the aggregate monetary claim (to the extent quantifiable) made by or against the Relevant Parties (excluding Globalbees Brands, Digital Age and Firstcry Management) in any such pending litigation is equivalent to or above ₹ 35.00 million. All pending litigation involving Globalbees Brands other than criminal proceedings, statutory or regulatory actions and taxation matters, would be considered ‘material’, if the aggregate monetary claim (to the extent quantifiable) made by or against Globalbees Brands, is equivalent to or above ₹ 14.00 million. All pending litigation involving Digital Age other than criminal proceedings, statutory or regulatory actions and taxation matters, would be considered ‘material’, if the aggregate monetary claim (to the extent quantifiable) made by or against Digital Age, is equivalent to or above ₹ 2.00 million. All pending litigation involving Firstcry Management other than criminal proceedings, statutory or regulatory actions and taxation matters, would be considered ‘material’, if the aggregate monetary claim (to the extent quantifiable) made by or against Firstcry Management, is equivalent to or above ₹ 5.00 million. Further, in accordance with the Materiality Policy, any other litigation involving Relevant Parties wherein a monetary liability is not determinable or quantifiable but the outcome of which could have a material adverse effect on our Company’s business, operations, performance, prospects, financial position or reputation irrespective of the amount involved in the matter, would be considered material.

Further, it is clarified that for the purpose of the above, pre-litigation notices received by the Relevant Parties from third parties shall in no event be considered as litigation until such time that the Relevant Parties are impleaded as defendants in proceedings initiated before any court, tribunal or governmental authority or the Relevant Parties are notified by any governmental, statutory or regulatory authority of any such proceeding that may be commenced and accordingly have not been disclosed in this section.

Except as stated in this section, there are no outstanding dues to material creditors of our Company. In terms of the Materiality Policy, outstanding dues to any creditor of our Company having a monetary value which is equal to or exceeds 5% of the Company’s trade payables based on the Restated Financial Statements, shall be considered as ‘material’. Accordingly, as on March 31, 2024, any outstanding dues exceeding ₹ 453.98 million have been considered as material outstanding dues for the purposes of disclosure in this section.

*Further, for outstanding dues to any party which is a micro, small or a medium enterprise (“**MSME**”), the disclosure will be based on information available with our Company regarding status of the creditor as defined under Section 2 of the Micro, Small and Medium Enterprises Development Act, 2006, as amended.*

I. LITIGATION INVOLVING OUR COMPANY

Outstanding litigation against our Company

A. Actions taken by statutory and regulatory authorities

1. Our Company has received a notice dated December 21, 2020 from the Legal Metrology Department, Prayagraj, Uttar Pradesh (“**Notice**”) alleging that on the package of a racing car under brand name ‘*COGO City*’ certain details such as the name, e-mail and address of the office or person responsible for customer care were not displayed as prescribed under the Legal Metrology Act, 2009 read with Legal Metrology (Packaged Commodity) Rules, 2011. Our Company pursuant to its letter dated February 24, 2021 has responded to the Notice, stating that the said product bears the requisite details

i.e. contact details for customer grievances. Further, our Company pursuant to its letter dated March 17, 2021 has applied to the Assistant Controller, Legal Metrology Department, Prayagraj, Uttar Pradesh for compounding of the matter.

2. Our Company has received a notice dated October 6, 2022 from the Legal Metrology Department, Agra, Uttar Pradesh (“**Notice**”) alleging that on the packages of Babyhug Daily Head to Toe Milky Wash and *Babyhug Baby Footwear*, no space was left while mentioning the content/quantity in violation of the Legal Metrology Act, 2009 read with Legal Metrology (Packaged Commodity) Rules, 2011. Further, the size marking on the package of *Babyhug Regular Nechyam Dyed Cotton Frock* was alleged to be not as per the Legal Metrology (Packaged Commodity) Rules, 2011. Our Company, pursuant to its letter dated October 13, 2022 has applied to the Additional Controller, Legal Metrology Department, Lucknow, Uttar Pradesh for compounding of the matter.
3. Our Company has received notices dated September 4, 2023 and March 18, 2024 from Office of Senior Inspector Legal Metrology Department, Gautam Budh Nagar, Greater Noida alleging that, *inter alia*, complete addresses of the manufacturer/package, customer care number, maximum retail price, net quantity, etc. had not been displayed for products sold on the website, www.firstcry.com in violation of the Legal Metrology Act, 2009 read with Legal Metrology (Packaged Commodity) Rules, 2011. Our Company responded pursuant to an email dated September 13, 2023 and letters dated September 29, 2023 and March 28, 2024 clarifying that since www.firstcry.com was operated by Digital Age and Digital Age had already paid the compounding fees in the matter, the notice against our Company be withdrawn.
4. Our Company has received an email on July 25, 2024 from Inspector Legal Metrology Khatauli, Muzaffarnagar, Uttar Pradesh with a notice dated April 25, 2023 alleging that information required under Rule 6 of the Legal Metrology (Packaged Commodity) Rules, 2011 was not mentioned on the package of *Babyhug Shortset Nightwear* in violation of Legal Metrology (Packaged Commodity) Rules, 2011. Our Company is in the process of responding to the email.
5. Pursuant to an email dated June 19, 2024 from and an application dated July 29, 2024 filed by Arvind Singh Thakur for non-payment of outstanding salary by our Company, our Company has received a notice dated July 29, 2024 from the Labour Officer, District Dewas, Madhya Pradesh under the Payment of Wages Act, 1936 directing our Company to make such payment within three days. Our Company is in the process of responding to the notice.

B. Criminal Proceedings

1. Our Company has received a notice dated November 7, 2023 from Office of the Controller of Legal Metrology, Weights and Measures Department, Government of National Capital Territory of Delhi alleging that on the pre-packed package of *Mosquito Net* the maximum retail price was not mentioned in correct format and a separate sticker was affixed for maximum retail price in violation of the Legal Metrology Act, 2009 read with Legal Metrology (Packaged Commodity) Rules, 2011. Our Company pursuant to its letter dated November 21, 2023 has applied for compounding of the matter. Subsequently, pursuant to an application made before the Metropolitan Magistrate, Karkardooma Court, Delhi, our Company has received an order dated May 13, 2024 from Metropolitan Magistrate, Karkardooma Court, Delhi directing our Company to appear before it.

C. Tax proceedings

Particulars	Number of cases	Ascertainable amount involved (in ₹ million)*
Direct tax	6	32.74
Indirect tax	5	26.83
Total	11	59.57

*To the extent quantifiable

II. LITIGATION INVOLVING OUR SUBSIDIARIES

Outstanding litigation against our Subsidiaries

A. Actions taken by statutory and regulatory authorities

1. Digital Age has received a notice dated July 24, 2021 (“**Notice**”) from Senior Inspector, Legal Metrology Department, Haridwar alleging that in relation to an advertisement issued by M/s Firstcry.com on its website, certain mandatory declarations were not mentioned in contravention of the Legal Metrology Act, 2009 read with the Legal Metrology (Packaged Commodity) Rules, 2011. Digital Age pursuant to its letter dated September 22, 2021 has applied for compounding of the matter.
2. Digital Age has received a notice dated January 5, 2022 from the Office of the Senior Inspector, Legal Metrology (Weights & Measures) Muzaffarnagar, Government of Uttar Pradesh alleging that (i) the *Pigeon Baby Transparent Soap - 90 Gm (Bath Soap)* was packed for sale, distribution or delivery in quantities of 90 grams which was not as per the standard quantity specified in the Second Schedule of the Legal Metrology (Packaged Commodity) Rules, 2011; and (ii) the name and address of the importer was not displayed on the digital and electronic network being used for e-commerce transactions resulting in contravention of the Legal Metrology Act, 2009 read with the Legal Metrology (Packaged Commodity) Rules, 2011. Digital Age has, pursuant to its e-mail dated January 11, 2022, applied for compounding of the matter.
3. Digital Age has received a seizure notice dated October 19, 2022 from Inspector of Legal Metrology, Guwahati (“**Seizure Notice**”) alleging that the maximum retail price, address or date of the manufacturer/manufacturing or packer/packaging was not mentioned on the *Bedding Set (B2B)* at the store in Silpukhuri, Guwahati, Assam, in violation of the Legal Metrology Act, 2009 read with Legal Metrology (Packaged Commodity) Rules, 2011. Digital Age pursuant to its letter dated November 17, 2022 has applied for compounding of the matter.
4. Digital Age has received a notice dated February 27, 2023 (“**Notice**”) from Deputy Director Legal Metrology Department of Consumer Affairs, Ministry of Consumer Affairs, Government of India (“**Authority**”) alleging that the mandatory declaration such as “use by date” or “best before” was not mentioned on its online platform for the *Patanjali Nutrela Weight Gain – 500 gm* sold on www.firstcry.com in violation of the Legal Metrology Act, 2009 read with Legal Metrology (Packaged Commodity) Rules, 2011. Digital Age has responded to the Notice pursuant to a letter dated April 24, 2024 requesting the withdrawal of the Notice by the Authority, clarifying that under the Legal Metrology (Packaged Commodity) Rules, 2011, the month and year of the manufacture/packaging or the “best before”/“use by date” need not be mandatorily displayed on the product page of the online platform.
5. Pursuant to a delay in payment of the employee provident fund contribution, Firmroots has received an adjournment notice dated April 15, 2024 from the Employee’s Provident Fund Organization (“**EPFO**”) in relation to the summons dated February 6, 2023, affording Firmroots an opportunity to represent their case before the EPFO with all the required records before proceeding with the case ex-parte. Although Firmroots has made the requisite payment, the acknowledgement of this payment is pending from the EPFO.
6. Globalbees Brands has received a notice dated February 8, 2024 from the ROC Delhi directing Globalbees Brands to furnish certain information/documents to elaborate on the shareholding of our Company and Chimetech Holding Limited in Globalbees Brands and to ascertain Globalbees Brands’ compliance with section 90 of the Companies Act 2013 read with Companies (Significant Beneficial Owner) Rules, 2018. Globalbees Brands responded on February 26, 2024 providing the necessary information.
7. Globalbees Brands has received a final notice dated June 7, 2023 from Office of Senior Inspector, Legal Metrology Department, Government of Uttarakhand directing its directors/representatives to appear before him and alleging that no definitive reply was received from Globalbees Brands in relation to notice dated March 29, 2023 previously issued to it alleging that mandatory declarations were not made on the packaging of facial peeling sold on www.rejusure.com in violation of the Legal Metrology Act, 2009 read with Legal Metrology (Packaged Commodity) Rules, 2011. Globalbees Brands has replied to the notice on June 15, 2023.
8. Globalbees Brands has received a notice dated August 19, 2023 from the Senior Inspector, Legal Metrology, Rishikesh alleging that no definitive reply was received from Globalbees Brands in relation to notices previously issued to it, including notice dated September 14, 2022, alleging that

mandatory disclosures were not made on the packaging of reynaturals almond oil sold on www.anko.co.in in violation of the Legal Metrology Act, 2009 read with Legal Metrology (Packaged Commodity) Rules, 2011. Globalbees Brands has submitted a reply on September 6, 2023.

9. Pursuant to a complaint dated March 14, 2024 filed by Anshu Kumar for non-payment of wages/minimum wages and illegal termination, Globalbees Brands received a notice for production of statutory records from the Office of the Joint Labour Commissioner (District West), Labour Department, Government of National Capital Territory of Delhi directing Globalbees Brands to produce certain records required to be maintained under the Minimum Wages Act, 1948. Globalbees Brands is in the process of filing a response. Globalbees Brands has on May 2, 2024 made the necessary payment to Anshu Kumar.
10. Pursuant to a complaint dated April 24, 2024 filed by Amresh Rastogi for non-payment of wages/minimum wages and illegal termination, Globalbees Brands received a notice for production of statutory records dated April 25, 2024 from the Office of the Joint Labour Commissioner (District West), Labour Department, Government of National Capital Territory of Delhi directing Globalbees Brands to produce certain records required to be maintained under the Minimum Wages Act, 1948.
11. Pursuant to a complaint dated April 24, 2024 filed by Sailesh Kumar for non-payment of wages/minimum wages and illegal termination, Globalbees Brands received a notice for production of statutory records dated April 25, 2024 from the Office of the Joint Labour Commissioner (District West), Labour Department, Government of National Capital Territory of Delhi directing Globalbees Brands to produce certain records required to be maintained under the Minimum Wages Act, 1948.
12. DF Pharmacy has received notices October 10, 2023, November 20, 2023 and March 12, 2024 from Assistant Controller of Legal Metrology, Jamnagar District alleging that DF Pharmacy's product did not bear the name, address, telephone number, email id of the person or office that can be contacted in case of consumer complaints in violation of the Legal Metrology Act, 2009 read with Legal Metrology (Packaged Commodity) Rules, 2011. Assistant of Legal Metrology, Jamnagar District has passed a compounding order dated March 29, 2024.
13. Frootle India has received a notice dated November 7, 2023 and a show cause notice dated March 2, 2024 from the Office of the Senior Inspector, Legal Metrology, Agra alleging that the name and address of the manufacturer/packer/importer, the country of origin, the MRP and "inclusive of all taxes" were not mentioned on the website <https://cowayindia.in/> in violation of the Legal Metrology Act, 2009 read with Legal Metrology (Packaged Commodity) Rules, 2011. the Office of the Senior Inspector, Legal Metrology, Agra has passed a compounding order on April 10, 2024.

B. Criminal Proceedings

1. Digital Age has received notices dated October 25, 2023 and May 14, 2024 from Controller, Legal Metrology Department, Government National Capital Territory of India alleging that mandatory disclosures in relation to minimum retail price, manufacturing date, customer care number, email id, etc. were not mentioned on the packages of *Toy (Drummer)* and *Rear Facing Mirror-Blac* in violation of the Legal Metrology Act, 2009 read with Legal Metrology (Packaged Commodity) Rules, 2011. Digital Age pursuant to its letter dated November 6, 2023 applied for compounding of the matter. Subsequently, Digital Age has received an order dated May 14, 2024 from Metropolitan Magistrate, Karkardooma Court, Delhi directing Digital Age to appear before it.

Outstanding litigation by our Subsidiaries

A. Criminal Proceedings

1. Encasa Homes has filed four complaints before various judicial fora for alleged violation of Section 138 of the Negotiable Instruments Act, 1881, as amended, against various parties in relation to dishonor of cheques. The aggregate amount involved in all these matters is approximately ₹ 1.75 million.

B. Material pending civil litigations

- Globalbees Brands has filed a request for arbitration against Ankur Goyal before the Delhi International Arbitration Centre on September 5, 2023 in relation to breach of contractual obligations under the employment agreement dated September 18, 2021 executed between Globalbees Brands and Ankur Goyal (“**Employment Agreement**”). Pursuant to the acquisition of Merhaki by Globalbees, Ankur Goyal, the erstwhile founder and promoter of Merhaki was appointed as the chief executive officer of Merhaki under the Employment Agreement. However, in violation of the terms of the Employment Agreement, Ankur Goyal resigned on October 16, 2022, without giving the prescribed 90 days notice period and failed to devote proper time, skill and effort in performing his duties during the tenure of his appointment that triggered the decline of Merhaki’s business. Accordingly, Globalbees Brands has prayed for damages amounting to ₹ 40 million on account of actual loss suffered by Globalbees resulting from the breach of contractual obligations under the Employment Agreement.

D. Tax Proceedings against our Subsidiaries

1. Tax Proceedings against Better & Brighter

Particulars	Number of cases	Ascertainable amount involved (in ₹ million)*
Direct tax	5	Not quantifiable**
Indirect tax	1	0.08
Total	6	0.08

*To the extent quantifiable

**Not Quantifiable (NQ): Amount is not quantifiable as only information has been demanded by Income Tax Authority.

2. Tax Proceedings against Digital Age

Particulars	Number of cases	Ascertainable amount involved (in ₹ million)*
Direct tax	Nil	Nil
Indirect tax	4	9.30
Total	4	9.30

*To the extent quantifiable

3. Tax Proceedings against Dynamic IT

Particulars	Number of cases	Ascertainable amount involved (in ₹ million)*
Direct tax	1	Not quantifiable**
Indirect tax	2	10.57***
Total	3	10.57

*To the extent quantifiable

**Not Quantifiable (NQ): Amount is not quantifiable as only information has been demanded by Income Tax Authority.

*** Not Quantifiable (NQ): Amount is not quantifiable as only discrepancy notices have been received from GST Authority.

4. Tax Proceedings against Encasa Homes

Particulars	Number of cases	Ascertainable amount involved (in ₹ million)*
Direct tax	3	0.67
Indirect tax	Nil	Nil
Total	3	0.67

*To the extent quantifiable

5. Tax Proceedings against Eyezen

Particulars	Number of cases	Ascertainable amount involved (in ₹ million)*
Direct tax	2	0.07
Indirect tax	Nil	Nil
Total	2	0.07

**To the extent quantifiable*

6. Tax Proceedings against Firmroots

Particulars	Number of cases	Ascertainable amount involved (in ₹ million)*
Direct tax	Nil	Nil
Indirect tax	2	0.89
Total	2	0.89

**To the extent quantifiable*

7. Tax Proceedings against Frootle India

Particulars	Number of cases	Ascertainable amount involved (in ₹ million)*
Direct tax	4	12.31
Indirect tax	Nil	Nil
Total	4	12.31

**To the extent quantifiable*

8. Tax Proceedings against HS Fitness

Particulars	Number of cases	Ascertainable amount involved (in ₹ million)*
Direct tax	Nil	Nil
Indirect tax	5	5.99**
Total	5	5.99

**To the extent quantifiable*

*** Not Quantifiable (NQ): Amount is not quantifiable as only discrepancy notices have been received from GST Authority.*

9. Tax Proceedings against JW Brands

Particulars	Number of cases	Ascertainable amount involved (in ₹ million)*
Direct tax	1	Not quantifiable**
Indirect tax	Nil	Nil
Total	1	Not quantifiable

**To the extent quantifiable*

***Not Quantifiable (NQ): Amount is not quantifiable as only information has been demanded by Income Tax Authority.*

10. Tax Proceedings against Kuber Mart

Particulars	Number of cases	Ascertainable amount involved (in ₹ million)*
Direct tax	2	Not quantifiable**
Indirect tax	Nil	Nil
Total	2	Not quantifiable

**To the extent quantifiable*

***Not Quantifiable (NQ): Amount is not quantifiable as only information has been demanded by Income Tax Authority.*

11. Tax Proceedings against Merhaki

Particulars	Number of cases	Ascertainable amount involved (in ₹ million)*
Direct tax	Nil	Nil
Indirect tax	4	8.90**
Total	4	8.90

*To the extent quantifiable

** Not Quantifiable (NQ): Amount is not quantifiable as only discrepancy notices have been received from GST Authority.

12. Tax Proceedings against Prayosha Expo

Particulars	Number of cases	Ascertainable amount involved (in ₹ million)*
Direct tax	1	0.00 ⁽¹⁾
Indirect tax	5	135.81 ⁽²⁾
Total	6	135.81

*To the extent quantifiable

⁽¹⁾ 0.00 represents the absolute amount of ₹ 2,390.

⁽²⁾ Includes a show cause notice dated May 17, 2024 received by Prayosha Expo from the Office of Deputy Commissioner of State Tax (SGST), Gurugram (East), Government of Haryana imposing an aggregate penalty of ₹128.87 million for short payment of tax liability, failure to pay interest on reversal of input tax credit, for availing excess input tax credit, for reconciled revenue and input tax credit. Prayosha Expo has filed a response in the matter.

13. Tax Proceedings against Swara Baby

Particulars	Number of cases	Ascertainable amount involved (in ₹ million)*
Direct tax	Nil	Nil
Indirect tax	1	10.62
Total	1	10.62

*To the extent quantifiable

14. Tax Proceedings against Wellspire India

Particulars	Number of cases	Ascertainable amount involved (in ₹ million)*
Direct tax	1	Not quantifiable**
Indirect tax	Nil	Nil
Total	1	Not quantifiable

*To the extent quantifiable

III. LITIGATION INVOLVING OUR DIRECTORS

Outstanding litigation against our Directors

A. Criminal Proceedings

- The Local Health Authority, Municipal Corporation of Indore filed complaint against Future Retail Limited and its directors including, Ms. Bala C Deshpande, before the First Class Judicial Magistrate, Indore (“**Special Judicial Magistrate**”) under the provisions of Prevention of Food Adulteration Act, 1954 in relation to alleged (a) breach of Rule 24 and proviso (b) of Rule 32 of Prevention of Food Adulteration Rules, 1955, as the sample of food item, namely “N-Joi” collected from Big Bazaar, Indore contained a synthetic food color ‘ponceau 4R’ and there was no declaration on the label of the sample to this effect; and (b) adulteration and misbranding of ‘Fresh & Pure Toast Biscuits’ in violation of Section 7(i) read with Section 16(1)(a)(i) of the Prevention of Food Adulteration Act, 1954 (“**Complaints**”). It was also alleged that the product was misbranded in violation of Section 2(ix) (j) & (k) of the Prevention of Food Adulteration Act, 1954.

Subsequently, Bala Deshpande filed a criminal miscellaneous petition before the Hon’ble High Court of Madhya Pradesh (Indore Bench) (“**High Court**”) on June 16, 2016 under section 482 of CrPC 1973 seeking that the Complaint be quashed, pursuant to which the High Court granted an exemption to Ms. Bala Deshpande and all other directors of Future Retail Limited from personal appearance until final disposal of the Complaints before Special Judicial Magistrate, Indore. Bala Deshpande is not currently a director on the board of directors of Future Retail Limited. The matter is currently pending.

2. The Local Health Authority, through Food Inspector, Guwahati has filed a criminal case against Future Retail Limited and its directors including, Ms. Bala C Deshpande, before the Additional Chief Judicial Magistrate, Kamrup alleging adulteration of food products namely, (a) “Kalazira” seized from Big Bazaar at City Square, which was found to be polished with hydrocarbon oil in breach of the provisions of the Prevention of Food Adulteration Act, 1954; and (b) “Pure Cow Ghee” which was allegedly found to be artificially colored using “Beta Carotene”. The sample was also found to contain excessive number of living insects in violation of Rule 50 of the Prevention of Food Adulteration Rules, 1955, and an offence under Sections 7 and 16 of the Prevention of Food Adulteration Act, 1954. Ms. Bala Deshpande was arrayed as an accused in the matter. Subsequently, Future Retail Limited and its directors (including Ms. Bala Deshpande) filed a writ petition before the High Court of Guwahati (“**High Court**”) which granted a stay on the proceedings of the Complaint pursuant to its order dated November 24, 2010. Further, pursuant to its order dated November 18, 2013, the High Court set aside the order of the Additional Chief Judicial Magistrate, Kamrup issuing process against Bala Deshpande but granted the said court liberty to hold an enquiry under section 202 of CrPC, 1973. Bala Deshpande is not currently a director on the board of directors of Future Retail Limited. The matter is currently pending.
3. In relation to ongoing corporate insolvency proceedings initiated against Connect Wind (India) Private Limited (“**Connect Wind**”), a first information report (“**FIR**”) was filed against Infinitas Energy Solution Private Limited (“**Infinitas**”) and its directors including Ms. Bala Deshpande under Sections 120-B, 406 and 420 of the Indian Penal Code, 1860 read with Sections 13(2) and 13(1)(d) of the Prevention of Corruption Act, 1988 in relation to allegations of misappropriations of funds by Connect Wind. Ms. Bala Deshpande has filed a petition before the Hon’ble High Court of Madras (“**High Court**”) to quash the FIR. The High Court has, in its order dated February 5, 2020, recorded that Ms. Bala Deshpande was only a non-executive nominee director and therefore granted liberty to make a representation to the CBI for early completion of the investigation and also directed the enforcing agency to complete the said investigation within a stipulated time. The matter is currently pending.

B. Actions taken by statutory and regulatory authorities

1. Our Director, Supam Maheshwari and our Subsidiary, Globalbees Brand have received a notice dated February 8, 2024 from the ROC Delhi directing Globalbees Brands to furnish certain information/documents. For further details see, “*Outstanding Litigation and Other Material Developments – Litigation involving our Subsidiaries – Outstanding litigation against our Subsidiaries – Actions taken by statutory and regulatory authorities*” on page 564.

2. The Union of India has filed a suit against inter alia R. Subramanian and others including, Ms. Bala C Deshpande. has been arrayed as an accused however, pursuant to order dated 23 July, 2019 and June 22, 2021 passed by the Hon’ble Madras High Court the proceedings under the complained as against Ms. Bala C Deshpande, have been stayed pending the disposal of the quashing petition filed.

The Hyderabad regional office of the Serious Fraud Investigation Office (“**SFIO**”) through its letter dated October 30, 2023 had directed Ms. Bala C Deshpande and other directors of Subhiksha Retail Limited to furnish certain documents and information in relation to its inquiry into Subhiksha Retail Limited. A reply letter dated November 6, 2023, wherein *inter alia*, it was submitted that (a) Ms. Bala C Deshpande had a limited role as a non-executive nominee director in Subhiksha Retail Limited (“**SRL**”) and Subhiksha Trading Services Limited (“**STSL**”) and had resigned 12 years ago from the said positions; and (b) Ms. Bala C Deshpande was not involved in micromanagement of affairs of STSL or in-charge of day-to-day affairs, therefore, does not have any document/ record in her possession. Ms. Bala C Deshpande has not received any further communication from the SFIO in this regard.

3. A notice dated March 14, 2023 (“**Notice**”) was issued by Serious Fraud Investigation Office (“**SFIO**”) to Future Enterprises Limited (“**FEL**”) and its directors which include Ms. Bala Deshpande pertaining to its investigation into the affairs of Unitech Limited under Section 212 of the Companies Act, 2013. The Notice has directed FEL and its directors to provide certain information/ documents including details of the transactions with Unitech Limited and/or its subsidiary or group companies; shareholding pattern of FEL; minutes of board meeting, annual general meeting and extra-ordinary general meeting etc. FEL had shared the relevant documents with SFIO. Further, Ms. Bala Deshpande has also intimated the SFIO separately and requested the SFIO to deal with FEL directly as she was an independent director of FEL and had no knowledge or access to documents relevant to the investigation.

IV. OUTSTANDING DUES TO CREDITORS

As per our Materiality Policy, as at March 31, 2024, we do not have any material creditors to whom an aggregate amount of ₹ 453.98 million was outstanding (on a consolidated basis).

The details of outstanding dues owed as at March 31, 2024 by our Company are set out below:

Type of creditors	Number of creditors	Amount involved (in ₹ million)*
Micro, Small and Medium Enterprises	823	874.86
Material creditors	-	-
Other creditors	8,047**	8,204.60
Total	8,880	9,079.46

*To the extent quantifiable

**Dues to other creditors includes provisions/accruals for various expenses which have been counted as one case.

The details pertaining to outstanding over dues to the material creditors along with names and amounts involved for each such material creditor are available on the website of our Company at <https://www.firstcry.com/investor-relations/material-documents/>.

V. MATERIAL DEVELOPMENTS SINCE THE LAST BALANCE SHEET DATE

Except as stated in “*Management’s Discussion and Analysis of Financial Condition and Results of Operation*” on page 528, there have not arisen, since the date of the last financial statements disclosed in this Red Herring Prospectus, any circumstances which materially and adversely affect or are likely to affect our profitability taken as a whole or the value of our consolidated assets or our ability to pay our liabilities within the next 12 months.

GOVERNMENT AND OTHER APPROVALS

Our business requires various approvals issued by relevant central and state authorities under various rules and regulations. We have set out below an indicative list of all material approvals required by our Company and our Material Subsidiaries, as applicable (“Material Approvals”), for the purposes of undertaking our business activities and operations. In view of such Material Approvals, our Company can undertake the Offer and its current business activities. Some of these may expire in the ordinary course of business, the applications for renewal of which are submitted in accordance with applicable procedures and requirements.

For details of risk associated with not obtaining or delay in obtaining any requisite approvals, see “Risk Factors – Internal Risk Factors – The sale of our home brand products subjects us to unique risks and heightens certain other risks, such as, dependence on third-party manufacturers and suppliers for certain products and raw materials, liability for accidents and other incidents, product liability, and sale of home brands by unauthorized sellers. Further, we may not be able to obtain sufficient quantities or desired quality of products from contract manufacturers in a timely manner or at acceptable prices, which may adversely affect our business, financial condition and results of operations.” on page 93. For further details in connection with the regulatory and legal framework within which we and our Indian Material Subsidiaries operate, see “Key Regulations and Policies in India” on page 303. For the approvals and authorisations obtained by our Company in relation to the Offer, see “Other Regulatory and Statutory Disclosures – Authority for the Offer” on page 578. For incorporation details of our Company and our Material Subsidiaries, see “History and Certain Corporate Matters” on page 311.

I. Approvals in relation to our business and operations

A. Tax related approvals

(a) Our Company

- (i) The permanent account number of our Company is AAECB1042N.
- (ii) The tax deduction account number of our Company is PNEB07136D.
- (iii) Our Company has obtained GST registration certificates issued by the Government of India and the State Governments for GST payments in the states where our business operations are situated.

(b) Our Indian Material Subsidiaries

- (i) The permanent account number of Globalbees Brands is AAJCG0093K.
- (ii) The permanent account number of Digital Age is AADCD8136E.
- (iii) The permanent account number of Swara Baby is AAXCS8295B.
- (iv) The permanent account number of Merhaki is AALCM3577E.
- (v) The permanent account number of Frootle India is AADCF9019L.
- (vi) The tax deduction account number of Globalbees Brands is DELG25675G.
- (vii) The tax deduction account number of Digital Age is PNED07906D.
- (viii) The tax deduction account number of Merhaki is JPRM08889G.
- (ix) The tax deduction account number of Frootle India is MUMF10094A.
- (x) The tax deduction account number of Swara Baby is CALS39537B.
- (xi) Our Indian Material Subsidiaries have obtained GST registration certificates issued by the Government of India and the State Governments for GST payments in the states where their business operations are situated.

B. Labour and Employee related approvals

(a) Registrations under the Employees' Provident Funds and Miscellaneous Provisions Act, 1952, the Employees' State Insurance Act, 1948, and the Contract Labour (Regulation & Abolition) Act, 1970

Our Company and Indian Material Subsidiaries are required to obtain registrations under the Employees' Provident Funds and Miscellaneous Provisions Act, 1952, as amended; and the Employees' State Insurance Act, 1948.

Our Company, Swara Baby and Digital Age have obtained registrations under the Contract Labour (Regulation & Abolition) Act, 1970.

(b) Shops and Establishment Licenses and Trade Licenses

Our Company

Our Company is required to obtain registrations for its offices, stores and warehouses located in various states in India under the applicable shops and establishment laws, wherever applicable. Our Company is required to obtain trade licenses under the applicable state specific laws.

Our Indian Material Subsidiaries

- (i) Globalbees Brands is required to obtain registrations for its offices located in various states in India under the applicable shops and establishment laws, wherever applicable.
- (ii) Digital Age is required to obtain registrations for its offices, stores and warehouses located in various states in India under the applicable shops and establishment laws, wherever applicable. Digital Age is also required to obtain trade licenses for certain of its stores under the applicable state specific laws.
- (iii) Swara Baby is required to obtain trade license for its warehouses located in Madhya Pradesh, Gujarat and West Bengal, India under the applicable shops and establishment law rules.
- (iv) Merhaki is required to obtain registrations for its warehouses located in Maharashtra, India under the applicable shops and establishment laws, wherever applicable.

C. Foreign trade related approvals

(a) Our Company

Our Company has obtained the Importer-Exporter Code number 3114008771 on July 14, 2014 issued by the office of the Joint Director General of Foreign Trade, Pune, Ministry of Commerce and Industry, Government of India.

(b) Our Indian Material Subsidiaries

- (i) Globalbees Brands has obtained the Importer-Exporter Code number AAJCG0093K on July 7, 2021 issued by the office of the Additional Director General of Foreign Trade, CLA Delhi, Ministry of Commerce and Industry, Government of India.
- (ii) Digital Age has obtained the Importer-Exporter Code number 3114011969 on August 22, 2014 issued by the office of the Joint Director General of Foreign Trade, Pune, Maharashtra, Ministry of Commerce and Industry, Government of India.
- (iii) Swara Baby has obtained the Importer-Exporter Code number 0216500052 on February 2, 2017 issued by the office of the Additional Director General of Foreign Trade, Kolkata, West Bengal, Ministry of Commerce and Industry, Government of India.

- (iv) Merhaki has obtained the Importer-Exporter Code number AALCM3577E on April 16, 2020 issued by the office of the Additional Director General of Foreign Trade, Mumbai, Maharashtra, Ministry of Commerce and Industry, Government of India.
- (v) Frootle India has obtained the Importer-Exporter Code number AADCF9019L on December 12, 2019 issued by the office of the Additional Director General of Foreign Trade, Mumbai, Maharashtra, Ministry of Commerce and Industry, Government of India.

D. Material Approvals in relation to our Company's offices, stores and warehouses

(a) Approvals under the Legal Metrology Act, 2009 and the Rules made thereunder

Our Company has obtained a certificate of registration as an Importer under Rule 27 of the Legal Metrology (Packaged Commodities) Rules, 2011 on August 15, 2022 issued by the Department of Consumer Affairs, Weights and Measures Unit, Ministry of Consumer Affairs, Food and Public Distribution, Government of India.

(b) Licenses under the Food Safety and Standards Act, 2006

Our Company is required to obtain licenses to commence or carry on food businesses under the Food Safety and Standards Act, 2006 issued by the Food Safety and Standards Authority of India for its office and certain of its warehouses and stores.

E. Other Material Approvals in relation to our Indian Material Subsidiaries

(a) Approvals under the Legal Metrology Act, 2009 and the Rules made thereunder

- (i) Globalbees Brands has obtained a certificate of registration as an importer under Rule 27 of the Legal Metrology (Packaged Commodities) Rules, 2011 on September 22, 2021 issued by Weights and Measures Unit, Department of Consumer Affairs, Ministry of Consumer Affairs Food and Public Distribution, Government of India.
- (ii) Globalbees Brands has obtained a certificate of registration as manufacturer and packer under Rule 27 of the Legal Metrology (Packaged Commodities), 2011 on September 22, 2021 issued by Weights and Measures Unit, Department of Consumer Affairs, Ministry of Consumer Affairs, Food and Public Distribution, Government of India.
- (iii) Digital Age has obtained nomination certificate for its director with effect from March 26, 2018 issued by Legal Metrology Organisation, Government of Maharashtra, India.
- (iv) Digital Age has obtained a certificate of registration as an importer under Rule 27 of the Legal Metrology (Packaged Commodities) Rules, 2011 on August 09, 2023 issued by Weights and Measures Unit, Department of Consumer Affairs, Ministry of Consumer Affairs Food and Public Distribution, Government of India.
- (v) Swara Baby has obtained a certificate of registration as an importer under Rule 27 of the Legal Metrology (Packaged Commodities) Rules, 2011 on October 26, 2018 issued by Office of the Deputy Controller of Legal Metrology, Weights and Measures, Madhya Pradesh, India.
- (vi) Merhaki has obtained a certificate of registration as an importer under Rule 27 of the Legal Metrology (Packaged Commodities) Rules, 2011 on May 15, 2023 issued by Weights and Measures Unit, Department of Consumer Affairs, Ministry of Consumer Affairs Food and Public Distribution, Government of India.
- (vii) Merhaki has obtained a certificate of registration as manufacturer and packer under Rule 27 of the Legal Metrology (Packaged Commodities), 2011 on January 9, 2023 issued by Weights and Measures Unit, Department of Consumer Affairs, Ministry of Consumer Affairs, Food and Public Distribution, Government of India.

(viii) Frootle India has obtained a certificate of registration as an importer under Rule 27 of the Legal Metrology (Packaged Commodities), 2011 on March 16, 2022 issued by Weights and Measures Unit, Department of Consumer Affairs, Ministry of Consumer Affairs, Food and Public Distribution, Government of India.

(b) Licenses under the Food Safety and Standards Act, 2006

- (i) Digital Age is required to obtain registrations under the Food Safety and Standards Act, 2006 and the relevant state laws for its warehouses.
- (ii) Merhaki is required to obtain registrations under the Food Safety and Standards Act, 2006 and the relevant state laws for its warehouses.

(c) Material Approvals in relation under environmental laws

- (i) Swara Baby has obtained a license to work a factory under the Madhya Pradesh Factories Act, 1948 and rules thereunder on March 16, 2022 issued by the Chief Inspector of Factories, Madhya Pradesh, India.
- (ii) Swara Baby has been granted a consent to establish under the Water (Prevention & Control of Pollution) Act, 1974 and the Air (Prevention & Control of Pollution) Act, 1981 by the Madhya Pradesh Pollution Control Board on August 17, 2017 for setting up of an industrial plant/activities at Plot No. 381-388, Sector No. 3, Industrial Area Pithampur, District Dhar, Madhya Pradesh, India for manufacturing baby pull up pants/ diapers. Further, the product and production capacity under the Consent to Establish was increased pursuant to a consent order dated March 16, 2021.
- (iii) Swara Baby has been granted a consent to operate under the Water (Prevention & Control of Pollution) Act, 1974 and the Air (Prevention & Control of Pollution) Act, 1981, and Hazardous and other Waste (Management & Trans Boundary Movement) Rules, 2016 on February 25, 2022 and further renewed on February 2, 2023 by the Madhya Pradesh Pollution Control Board for its unit situated at Plot No. 381-388, Sector No. 3, Industrial Area Pithampur, District Dhar, Madhya Pradesh, India.
- (iv) Frootle India has been granted Extended Producer Responsibility registration certificate of producer for battery waste management under Battery Waste Management Rules, 2022 with registration number 7236622115817756544, issued by Central Pollution Control Board, Ministry of Environment, Forest and Climate change, Government of India, on May 24, 2023.
- (v) Frootle India has been granted Extended Producer Responsibility registration certificate of importer for plastic waste management under Plastic Waste Management Rules, 2016 with registration number IM-11-000-05-AADCF9019L-23, issued by Central Pollution Control Board, Ministry of Environment, Forest and Climate change, Government of India, on May 11, 2023.
- (vi) Frootle India has been granted Extended Producer Responsibility registration certificate of producer for e-waste management under the E-Waste (Management) Rules, 2022 with registration number B-29016(2999)/(EPR)/23/WM-III, issued by Central Pollution Control Board, Ministry of Forest and Climate change, Government of India, on July 26, 2023.
- (vii) Merhaki has been granted Extended Producer Responsibility registration certificate of importer for plastic waste management under Plastic Waste Management Rules, 2016 with registration number IM-01-000-02-AALCM3577E-23, issued by Central Pollution Control Board, Ministry of Environment, Forest and Climate change, Government of India, on February 1, 2023.

(d) Other material approvals

- (i) Merhaki has been granted the certificate of registration for U.S. Food and Drug Administration with registration no. 19722302570 dated October 7, 2022, issued by U.S agent for FDA Communications, Stelcore Management Services LLC.

- (ii) Frootle India has been granted Udyam registration certificate from the Ministry of Micro, Small and Medium Enterprises dated February 25, 2023 bearing registration number UDYAM-MH-18-0220780.

F. Material Approval obtained by our foreign Material Subsidiary

Firstcry Management has obtained commercial license 8973 issued by Dubai Aviation City Corporation, Dubai, UAE for providing management services (e-services).

G. Material Approvals to be obtained by our Company and Indian Material Subsidiaries

Some of our approvals may expire in the ordinary course of business, the applications for renewal of which are submitted in accordance with applicable procedures and requirements.

Approvals for which renewal applications/fresh applications have been made for material modern stores and material warehouses

Except as disclosed below, there are no Material Approvals for which fresh applications have been made:

- Trade license of one material modern store of our Company located in the state of Tamil Nadu.
- Trade license of one material modern store of Digital Age located in the state of Tamil Nadu.

Except as disclosed below, there are no Material Approvals for which renewal applications have been made:

- Trade license of one material modern store of our Company located in the state of Madhya Pradesh.
- Trade license of one material modern store of Digital Age located in the state of Jharkhand.

Approvals for which renewal applications/application have not been made for material modern stores and material warehouses

Except as disclosed below, there are no Material Approvals for which renewal applications have not been made:

- Trade licenses of two material modern stores of our Company located in the states of Andhra Pradesh Tamil Nadu.
- Trade license of one material warehouse of our Company located in Madhya Pradesh.
- Trade license of one material modern stores of Digital Age located in the state of Madhya Pradesh.

Except as disclosed below, there are no Material Approvals for which fresh applications have not been made:

- Trade license of one material modern store of our Company located in the state of Madhya Pradesh.

II. Intellectual Property Rights

(a) Trademarks

As on the date of this Red Herring Prospectus, our Company has registered several trademarks, including Firstcry, Firstcry.com, BabyHug, Babyoye, Intellitots, Pinekids, Firstcry Intellikit, Firstcry.com Parenting under various classes for which we have obtained registration certificates from the Trade Marks Registry, Government of India under the Trade Marks Act. Further, as on the date of this Red Herring Prospectus, our Company has registered five trademarks in United Arab Emirates and eight trademarks in Saudi Arabia.

As on the date of this Red Herring Prospectus, Swara Baby has registered certain trademarks including QuickMax ABSORPTION TECHNOLOGY, CUDDLES Baby Pants, SHIELDS, SUPPLES under various classes for which it has obtained valid registration certificates from the Trade Marks Registry, Government of India under the Trade Marks Act.

As on the date of this Red Herring Prospectus, Merhaki has registered several trademarks including Bioactive Beauty, KOZEN and Umai under various classes for which it has obtained valid registration certificates from the Trade Marks Registry, Government of India under the Trade Marks Act.

Further, as on the date of this Red Herring Prospectus, certain trademarks have been assigned to our Company by (i) Mahindra Retail pursuant to Intellectual Property Assignment Deed dated October 15, 2016; (ii) Founding Years Learning Solutions Private Limited pursuant to Deed of assignment of Intellectual Property dated February 24, 2020; and (iii) People Combine Play School Initiatives Private Limited, pursuant to Intellectual Property Assignment Deed dated November 16, 2019. For further details, see “*History and Certain Corporate Matters – Details regarding material acquisitions or divestments of business/undertakings, mergers, amalgamation, any revaluation of assets, etc. in the last 10 years – Business Transfer Agreements*” on page 321.

As on the date of this Red Herring Prospectus, Globalbees Brands has registered GLOBALBEES under three classes and for which it has obtained valid registration certificates from the Trade Marks Registry, Government of India under the Trade Marks Act. As on the date of this Red Herring Prospectus, Globalbees Brands has been assigned trademarks pursuant to five assignment deeds, for trademarks including Yellow Chimes, pursuant to an Intellectual Property Assignment Deed dated October 28, 2021, and one trademark, The Better Home, pursuant to a Deed of Assignment dated August 30, 2021. As on the date of this Red Herring Prospectus, Globalbees Brands has applied to the Trade Marks Registry, Government of India for post registration changes in trademarks and for the registration of aforementioned trademarks in its name.

(b) Designs

Our Company has registered the design of a soap under class 28-02 for which it has a valid registration certificate from the Controller General of Patents, Designs and Trades, the Patent Office, Government of India.

OUR GROUP COMPANIES

Pursuant to a resolution dated July 13, 2024, our Board formulated a policy for identification of group companies (“**Materiality Policy**”) and has noted that in accordance with the SEBI ICDR Regulations and for the purpose of disclosure in this Red Herring Prospectus, group companies of our Company shall include: (i) the companies (other than the subsidiaries) with which there were related party transactions as disclosed in the Restated Consolidated Financial Statements for the Financial Years ended March 31, 2024, March 31, 2023 and March 31, 2022), as covered under the Indian Accounting Standard (Ind AS 24); and (ii) such other companies as considered material by the Board, in accordance with the Materiality Policy.

With respect to point (ii) above, such companies with which our Company has entered into one or more related party transactions as per Ind AS 24 or Companies Act, 2013 during the period after the last completed financial year as included in this Red Herring Prospectus until the date of filing of this Red Herring Prospectus have been considered as Group Companies.

Accordingly, based on the parameters outlined above, as on the date of this Red Herring Prospectus, our Company does not have any group company.

OTHER REGULATORY AND STATUTORY DISCLOSURES

Authority for the Offer

Corporate Approvals

- Our Board has authorised the Offer by way of its resolution dated December 16, 2023 and our Shareholders have authorized the Fresh Issue pursuant to a special resolutions passed on December 21, 2023. Further, our Board has taken on record the consent of the Selling Shareholders to participate in the Offer for Sale pursuant to resolutions passed at its meeting held on April 28, 2024 and July 13, 2024.
- Our Board pursuant to their resolution dated April 29, 2024 has approved the Draft Red Herring Prospectus for filing with SEBI and the Stock Exchanges.
- Our Board pursuant to their resolution dated July 30, 2024 has approved this Red Herring Prospectus for filing with the RoC.

Approvals from the Selling Shareholders

Each Selling Shareholder has, severally and not jointly, specifically confirmed and approved the inclusion of its respective portion of Offered Shares in the Offer for Sale, as set out below:

Sr. No.	Name of the Selling Shareholder	Date of resolution of corporate authorization	Date of consent letter	Maximum number of equity shares of face value ₹ 2 each offered for sale
Corporate Selling Shareholder				
1.	Anchor Partners	October 11, 2023	April 28, 2024	94,341
2.	Apricot	October 20, 2023	April 28, 2024	2,523,280
3.	Castle Investment and Industries Private Limited	July 5, 2024	July 12, 2024	153,538
4.	Mahindra & Mahindra Limited	May 5, 2022	April 28, 2024	2,806,174
5.	NewQuest Asia Investments III Limited	July 12, 2024	July 12, 2024	4,141,043
6.	PI Opportunities Fund- 1	December 22, 2023	April 28, 2024	8,601,292
7.	Pratithi Investment Trust	April 18, 2022	April 28, 2024	224,712
8.	Sage Investment Trust	October 11, 2023	April 28, 2024	52,516
9.	Satyadhama Investments and Trading Company Private Limited	July 5, 2024	July 12, 2024	197,777
10.	Schroders Capital Private Equity Asia Mauritius II Limited	November 15, 2023	July 11, 2024	3,802,210
11.	SVF Frog (Cayman) Ltd	December 18, 2023	April 28, 2024	20,318,050
12.	TPG Growth V SF Markets Pte. Ltd.	December 14, 2023	April 28, 2024	3,899,525
Individual Selling Shareholder				
13.	Abhinav Sharma	-	April 28, 2024	107,700
14.	Ajoy Kar	-	April 28, 2024	48,807
15.	Amitabh Sadasiv	-	April 28, 2024	10,000
16.	Amitava Saha	-	April 28, 2024	1,368,248
17.	Anirudh Chaturvedi	-	April 28, 2024	39,330
18.	Anuj Jain	-	April 28, 2024	156,000
19.	Arpit Agrawal	-	April 28, 2024	31,797
20.	Ashish Chavan	-	April 28, 2024	10,258
21.	Ashish Sinha	-	April 28, 2024	15,680
22.	Deepak Sant	-	April 28, 2024	40,133
23.	Gautam Sharma	-	April 28, 2024	284,000
24.	Lijo John	-	April 28, 2024	17,830
25.	Manjula Rao	-	April 28, 2024	65,106
26.	Mayank Badola	-	April 28, 2024	182,102
27.	Megha Arora	-	April 28, 2024	10,636
28.	Nitin Jain	-	April 28, 2024	21,042
29.	Prashant Chauhan	-	April 28, 2024	83,551
30.	Prashant Jadhav	-	April 28, 2024	1,444,262
31.	Pravin Patil	-	April 28, 2024	24,890

Sr. No.	Name of the Selling Shareholder	Date of resolution of corporate authorization	Date of consent letter	Maximum number of equity shares of face value ₹ 2 each offered for sale
32.	Rahul Arora	-	April 28, 2024	20,890
33.	Ratan Tata	-	April 28, 2024	77,900
34.	Rohit Gajarmal	-	April 28, 2024	16,782
35.	Sanket Hattimattur	-	April 28, 2024	1,444,262
36.	Shriyut Raut	-	April 28, 2024	13,709
37.	Shwetank Gupta	-	April 28, 2024	75,050
38.	Sukhjeet Singh	-	April 28, 2024	10,896
39.	Supam Maheshwari	-	April 28, 2024	1,824,331
40.	Vaishali Jadhav	-	April 28, 2024	6,806
41.	Vivek Goel	-	April 28, 2024	93,277

No Individual Selling Shareholder is an immediate relative of any other Individual Selling Shareholder in the Offer and no Individual Selling Shareholder is a promoter/director of any other Corporate Selling Shareholder in the Offer. Further, except as disclosed below, the Corporate Selling Shareholders do not hold any shares in any other Corporate Selling Shareholder in the Offer:

- (i) Castle Investments and Industries Private Limited holds 12,000 shares of M&M; and
- (ii) PI Opportunities Fund - 1 holds 198,883 shares of M&M.

Each Selling Shareholder, severally and not jointly, confirms that, as required under Regulation 8 of the SEBI ICDR Regulations, it has held its respective portion of the Offered Shares for a period of at least one year prior to the date of filing of the Draft Red Herring Prospectus and, to the extent that the Offered Shares being offered by such Selling Shareholder in the Offer have not been held by it for a period of at least one year prior to the filing of the Draft Red Herring Prospectus, where such Offered Shares have resulted or shall result from conversion of any Preference Shares, such Preference Shares and the Offered Shares resulting from conversion thereof shall have been held for a period of at least one year prior to the filing of the Draft Red Herring Prospectus.

In accordance with Regulation 8A of the SEBI ICDR Regulations, the number of Offered Shares offered in the Offer for Sale by each: (i) Selling Shareholders holding, individually or with persons acting in concert, more than 20% of pre-Offer shareholding of our Company (on a fully diluted basis), shall not exceed more than 50% of its respective pre-Offer shareholding (on a fully diluted basis); and (ii) Selling Shareholders holding, individually or with persons acting in concert, less than 20% of pre-Offer shareholding of our Company (on a fully diluted basis), shall not exceed more than 10% of the pre-Offer shareholding of our Company (on a fully diluted basis).

In-principle listing approvals

Our Company has received in-principle approvals from BSE and NSE for the listing of our Equity Shares pursuant to letters each dated May 16, 2024.

Prohibition by SEBI, RBI or governmental authorities

Our Company, Directors and each of the Selling Shareholders, severally and not jointly, confirm that they are not prohibited from accessing the capital markets or debarred from buying, selling or dealing in securities under any order or direction passed by SEBI or any securities market regulator in any other jurisdiction or any authority or court having jurisdiction over them.

Compliance with the Companies (Significant Beneficial Owners) Rules, 2018

Our Company confirms that it is in compliance with the Companies (Significant Beneficial Owners) Rules, 2018, as amended, to the extent applicable to it, as on the date of this Red Herring Prospectus.

Each Selling Shareholder, severally and not jointly, confirm that it is in compliance with the Companies (Significant Beneficial Owners) Rules, 2018, as amended, to the extent applicable to it in respect of its holding in our Company, as on the date of this Red Herring Prospectus.

Directors associated with the securities market

Except Bala C Deshpande, who is associated with MegaDelta Capital Assets Manager Services LLP (an investment manager of MegaDelta Fund II, a SEBI registered Category II Alternate Investment Fund), as a designated partner and with SIDBI Venture Capital Limited (an investment manager of Ubharte Sitaare Fund) as Director, none of our Directors are associated with the securities market in any manner and there are no outstanding actions initiated by the SEBI against any of our Directors in the five years immediately preceding the date of this Red Herring Prospectus.

Eligibility for the Offer

Our Company does not satisfy the conditions specified in Regulation 6(1) of the SEBI ICDR Regulations and are therefore required to meet the conditions detailed in Regulation 6(2) of the SEBI ICDR Regulations, as set forth below:

“An issuer not satisfying the condition stipulated in Regulation 6(1) of the SEBI ICDR Regulations shall be eligible to make an initial public offer only if the issue is made through the book-building process and the issuer undertakes to allot at least seventy five per cent. of the net offer to qualified institutional buyers and to refund the full subscription money if it fails to do so.”

We are therefore required to allot not less than 75% of the Net Offer to QIBs to meet the conditions as detailed under Regulation 6(2) of the SEBI ICDR Regulations. In the event we fail to do so, the full application monies shall be refunded to the Bidders, in accordance with the SEBI ICDR Regulations.

Our Company confirms that it is in compliance with the conditions specified in Regulation 7(1) of the SEBI ICDR Regulations, to the extent applicable and will ensure compliance with the conditions specified in Regulation 7(2) of the SEBI ICDR Regulations, to the extent applicable.

Further, in accordance with Regulation 49(1) of the SEBI ICDR Regulations, our Company shall ensure that the number of Allottees under the Offer shall be not less than 1,000, failing which, the entire application money will be refunded forthwith in accordance with the SEBI ICDR Regulations and other applicable laws.

Our Company is required to be Indian “owned and controlled” and among other restrictions under the Consolidated FDI Policy and FEMA Rules. The total foreign investment in our Company shall, at all times, be up to 49.50% of the total shareholding and voting rights of our Company post listing of Equity Shares of our Company. Our Shareholders, pursuant to their resolution, April 25, 2022, have approved that the total foreign investment in our Company shall, at all times be up to 49.50% of the total shareholding and voting rights of our Company post listing of Equity Shares of our Company. In view of the above, allocation in the Offer shall be subject to a ceiling on the allocation or Allotment to non-resident investors, such that the total foreign investment in our Company shall, at all times, be up to 49.50% of the total shareholding and voting rights of our Company post listing of Equity Shares of our Company.

Further, our Company confirms that it is not ineligible to make the Offer in terms of Regulation 5 of the SEBI ICDR Regulations, to the extent applicable. Our Company is in compliance with the conditions specified in Regulation 5 of the SEBI ICDR Regulations, as follows:

- (a) neither our Company nor our Directors nor any of the Selling Shareholders, are debarred from accessing the capital markets by SEBI;
- (b) none of our Directors are promoters or directors of companies which are debarred from accessing the capital markets by SEBI;
- (c) neither our Company nor any of our Directors is a Wilful Defaulter or a Fraudulent Borrower;
- (d) none of our Directors is a Fugitive Economic Offender under section 12 of the Fugitive Economic Offenders Act, 2018; and
- (e) as on the date of this Red Herring Prospectus, except for employee stock options granted pursuant to the Employee Stock Option Plans, there are no outstanding warrants, options or rights to convert debentures, loans or other instruments convertible into, or any other right which would entitle any person any option to receive Equity Shares. See “*Capital Structure*” on page 159.

DISCLAIMER CLAUSE OF THE SEBI

IT IS TO BE DISTINCTLY UNDERSTOOD THAT SUBMISSION OF THE DRAFT RED HERRING PROSPECTUS TO SEBI SHOULD NOT, IN ANY WAY, BE DEEMED OR CONSTRUED THAT THE SAME HAS BEEN CLEARED OR APPROVED BY SEBI. SEBI DOES NOT TAKE ANY RESPONSIBILITY EITHER FOR THE FINANCIAL SOUNDNESS OF ANY SCHEME OR THE PROJECT FOR WHICH THE OFFER IS PROPOSED TO BE MADE OR FOR THE CORRECTNESS OF THE STATEMENTS MADE OR OPINIONS EXPRESSED IN THE DRAFT RED HERRING PROSPECTUS. THE BRLMS, KOTAK MAHINDRA CAPITAL COMPANY LIMITED, MORGAN STANLEY INDIA COMPANY PRIVATE LIMITED, BOFA SECURITIES INDIA LIMITED, JM FINANCIAL LIMITED AND AVENDUS CAPITAL PRIVATE LIMITED HAVE CERTIFIED THAT THE DISCLOSURES MADE IN THE DRAFT RED HERRING PROSPECTUS ARE GENERALLY ADEQUATE AND ARE IN CONFORMITY WITH THE SECURITIES AND EXCHANGE BOARD OF INDIA (ISSUE OF CAPITAL AND DISCLOSURE REQUIREMENTS) REGULATIONS, 2018, AS AMENDED. THIS REQUIREMENT IS TO FACILITATE INVESTORS TO TAKE AN INFORMED DECISION FOR MAKING AN INVESTMENT IN THE PROPOSED OFFER.

IT SHOULD ALSO BE CLEARLY UNDERSTOOD THAT WHILE THE COMPANY IS PRIMARILY RESPONSIBLE FOR THE CORRECTNESS, ADEQUACY AND DISCLOSURE OF ALL RELEVANT INFORMATION IN THE DRAFT RED HERRING PROSPECTUS, THE BRLMS ARE EXPECTED TO EXERCISE DUE DILIGENCE TO ENSURE THAT THE COMPANY DISCHARGES ITS RESPONSIBILITY ADEQUATELY IN THIS BEHALF AND TOWARDS THIS PURPOSE, THE BRLMS, KOTAK MAHINDRA CAPITAL COMPANY LIMITED, MORGAN STANLEY INDIA COMPANY PRIVATE LIMITED, BOFA SECURITIES INDIA LIMITED, JM FINANCIAL LIMITED AND AVENDUS CAPITAL PRIVATE LIMITED HAVE FURNISHED TO SEBI, A DUE DILIGENCE CERTIFICATE DATED APRIL 29, 2024 IN THE FORMAT PRESCRIBED UNDER SCHEDULE V(A) OF THE SECURITIES AND EXCHANGE BOARD OF INDIA (ISSUE OF CAPITAL AND DISCLOSURE REQUIREMENTS) REGULATIONS, 2018, AS AMENDED.

THE FILING OF THE DRAFT RED HERRING PROSPECTUS DOES NOT, HOWEVER, ABSOLVE THE COMPANY FROM ANY LIABILITIES UNDER THE COMPANIES ACT 2013 OR FROM THE REQUIREMENT OF OBTAINING SUCH STATUTORY AND/OR OTHER CLEARANCES AS MAY BE REQUIRED FOR THE PURPOSE OF THE PROPOSED OFFER. SEBI FURTHER RESERVES THE RIGHT TO TAKE UP, AT ANY POINT OF TIME, WITH THE BRLMS, ANY IRREGULARITIES OR LAPSES IN THE DRAFT RED HERRING PROSPECTUS.

Disclaimer from our Company, our Directors, the Selling Shareholders and the BRLMs

Our Company, our Directors and the BRLMs accept no responsibility for statements made otherwise than in this Red Herring Prospectus or in the advertisements or any other material issued by or at our Company's instance and anyone placing reliance on any other source of information, or any website of our Subsidiaries, any affiliate of our Company or Selling Shareholders, would be doing so at his or her own risk. It is clarified that neither the Selling Shareholders, nor their respective directors, trustees, partners, affiliates, associates and officers, accept and/or undertake any responsibility for any statements made or undertakings provided other than those specifically made or undertaken by such Selling Shareholder in relation to itself and/or its respective portion of the Offered Shares in this Red Herring Prospectus.

The BRLMs accept no responsibility, save to the limited extent as provided in the Offer Agreement and the Underwriting Agreement.

All information shall be made available by our Company, the Selling Shareholders (severally and not jointly, solely to the extent relating to itself and its respective portion of the Offered Shares and to the extent required in relation to the Offer for Sale) and the BRLMs to the public and investors at large and no selective or additional information would be available for a section of the investors in any manner whatsoever, including at road show presentations, in research or sales reports, at Bidding centres or elsewhere.

Investors who Bid in the Offer will be required to confirm and will be deemed to have represented to our Company, the Selling Shareholders, the Underwriters and their respective directors, officers, agents, affiliates, and representatives that they are eligible under all applicable laws, rules, regulations, guidelines and approvals to

acquire the Equity Shares and will not issue, sell, pledge, or transfer the Equity Shares to any person who is not eligible under any applicable laws, rules, regulations, guidelines and approvals to acquire the Equity Shares. Our Company, the Selling Shareholders, Underwriters and their respective directors, officers, agents, affiliates, and representatives accept no responsibility or liability for advising any investor on whether such investor is eligible to acquire the Equity Shares.

The BRLMs and their respective associates and affiliates, in their capacity as principals or agents, may engage in transactions with, and perform services for, our Company, our Subsidiaries, the Selling Shareholders and their respective group companies, affiliates or associates or third parties in the ordinary course of business and have engaged, or may in the future engage, in commercial banking and investment banking transactions with our Company, the Selling Shareholders and their respective group companies, affiliates or associates or third parties, for which they have received, and may in the future receive, compensation.

Disclaimer in respect of jurisdiction

This Offer is being made in India to persons resident in India (including Indian nationals resident in India, Hindu Undivided Families (“HUFs”), companies, other corporate bodies and societies registered under the applicable laws in India and authorized to invest in equity shares, Indian Mutual Funds registered with the SEBI, Indian financial institutions, commercial banks, regional rural banks, co-operative banks (subject to permission from the RBI), systemically important non-banking financial companies or trusts under the applicable trust laws, and who are authorized under their respective constitutions to hold and invest in equity shares, public financial institutions as specified under Section 2(72) of the Companies Act 2013, venture capital funds, permitted insurance companies and pension funds registered with the Pension Fund Regulatory and Development Authority established under sub-section (1) of section 3 of the Pension Fund Regulatory and Development Authority Act, 2013 and, to permitted Non-Residents including Eligible NRIs, Alternative Investment Funds (“AIFs”), Foreign Portfolio Investors registered with SEBI (“FPIs”) and QIBs. This Red Herring Prospectus does not, however, constitute an offer to sell or an invitation to subscribe to or purchase the Equity Shares offered hereby, in any jurisdiction to any person to whom it is unlawful to make an offer or invitation in such jurisdiction. Any person into whose possession this Red Herring Prospectus comes is required to inform himself or herself about, and to observe, any such restrictions. Any dispute arising out of this Offer will be subject to the jurisdiction of appropriate court(s) at Mumbai, Maharashtra, India only.

No action has been, or will be taken to permit a public offering in any jurisdiction where action would be required for that purpose, except that the Draft Red Herring Prospectus was filed with SEBI for its observations and this Red Herring Prospectus has been filed with SEBI and the RoC. Accordingly, the Equity Shares represented hereby may not be offered or sold, directly or indirectly, and this Red Herring Prospectus may not be distributed, in any jurisdiction, except in accordance with the legal requirements applicable in such jurisdiction. Neither the delivery of this Red Herring Prospectus, nor any offer or sale hereunder, shall, under any circumstances, create any implication that there has been no change in our affairs or in the affairs of the Selling Shareholders from the date hereof or that the information contained herein is correct as of any time subsequent to this date.

Bidders are advised to ensure that any Bid from them does not exceed investment limits or maximum number of Equity Shares that can be held by them under applicable law. Further, each Bidder where required must agree in the Allotment Advice that such Bidder will not sell or transfer any Equity Shares or any economic interest therein, including any off-shore derivative instruments, such as participatory notes, issued against the Equity Shares or any similar security, other than in accordance with applicable laws.

Eligibility and transfer restrictions

The Equity Shares offered in the Offer have not been and will not be registered under the U.S. Securities Act or any state securities laws in the United States and, unless so registered, may not be offered or sold within the United States, except pursuant to an exemption from, or in a transaction not subject to, the registration requirements of the U.S. Securities Act and applicable state securities laws. Accordingly, the Equity Shares are only being offered and sold (i) within the United States only to persons reasonably believed to be “qualified institutional buyers” (as defined in Rule 144A under the U.S. Securities Act and referred to in this Red Herring Prospectus as “U.S. QIBs”) pursuant to Section 4(a) of the U.S. Securities Act, or (ii) outside the United States in “offshore transactions” as defined in and in compliance with Regulation S under the U.S. Securities Act and the applicable laws of the jurisdiction where those offers and sales are made. For the avoidance of doubt, the term “U.S. QIBs” does not refer to a category of

institutional investors defined under applicable Indian regulations and referred to in this Red Herring Prospectus as “QIBs”. The Equity Shares have not been and will not be registered, listed or otherwise qualified in any other jurisdiction outside India and may not be offered or sold, and Bids may not be made by persons in any such jurisdiction, except in compliance with the applicable laws of such jurisdiction.

Until the expiry of 40 days after the commencement of the Offer, an offer or sale of Equity Shares within the United States by a dealer (whether or not it is participating in the Offer) may violate the registration requirements of the U.S. Securities Act if such an offer for sale is made otherwise than in compliance with the available exemptions from registration under the U.S. Securities Act.

Disclaimer clause of the BSE

As required, a copy of the Draft Red Herring Prospectus has been submitted to the BSE. The disclaimer clause as intimated by the BSE to us is as under:

“BSE Limited (“the Exchange”) has given vide its letter dated May 16, 2024 permission to this Company to use the Exchange's name in this offer document as one of the stock exchanges on which this company's securities are proposed to be listed. The Exchange has scrutinized this offer document for its limited internal purpose of deciding on the matter of granting the aforesaid permission to this Company. The Exchange does not in any manner.-

- a) warrant, certify or endorse the correctness or completeness of any of the contents of this offer document, or*
- b) warrant that this Company's securities will be listed or will continue to be listed on the Exchange; or*
- c) take any responsibility for the financial or other soundness of this Company, its promoters, its management or any scheme or project of this Company.*

and it should not for any reason be deemed or construed that this offer document has been cleared or approved by the Exchange. Every person who desires to apply for or otherwise acquires any securities of this Company may do so pursuant to independent inquiry, investigation and analysis and shall not have any claim against the Exchange whatsoever by reason of any loss which may be suffered by such person consequent to or in connection with such subscription/acquisition whether by reason of anything stated or omitted to be stated herein or for any other reason whatsoever.”

Disclaimer clause of NSE

As required, a copy of the Draft Red Herring Prospectus has been submitted to NSE. The disclaimer clause as intimated by NSE to us is as under:

“As required, a copy of this Offer Document has been submitted to National Stock Exchange of India Limited (hereinafter referred to as NSE). NSE has given vide its letter Ref.: NSE/LIST/3787 dated May 16, 2024, permission to the Issuer to use the Exchange's name in this Offer Document as one of the Stock Exchanges on which this Issuer's securities are proposed to be listed. The Exchange has scrutinized this draft offer document for its limited internal purpose of deciding on the matter of granting the aforesaid permission to this Issuer. It is to be distinctly understood that the aforesaid permission given by NSE should not in any way be deemed or construed that the offer document has been cleared or approved by NSE; nor does it in any manner warrant, certify or endorse the correctness or completeness of any of the contents of this offer document; nor does it warrant that this Issuer's securities will be listed or will continue to be listed on the Exchange; nor does it take any responsibility for the financial or other soundness of this Issuer, its promoters, its management or any scheme or project of this Issuer.

Every person who desires to apply for or otherwise acquire any securities of this Issuer may do so pursuant to independent inquiry, investigation and analysis and shall not have any claim against the Exchange whatsoever by reason of any loss which may be suffered by such person consequent to or in connection with such subscription /acquisition whether by reason of anything stated or omitted to be stated herein or any other reason whatsoever.”

Listing

The Equity Shares proposed to be Allotted pursuant to this Red Herring Prospectus and the Prospectus are proposed to be listed on the BSE and the NSE. Applications will be made to the Stock Exchanges for obtaining

permission to deal in and for an official quotation of the Equity Shares being offered and transferred in the Offer and NSE is the Designated Stock Exchange, with which the Basis of Allotment will be finalized for the Offer.

If the permission to deal in and for an official quotation of the Equity Shares is not granted by the Stock Exchanges, our Company shall forthwith repay, without interest, all monies received from the Bidders in pursuance of this Red Herring Prospectus in accordance with applicable law. Our Company shall ensure that all steps for the completion of the necessary formalities for listing and commencement of trading of Equity Shares at the Stock Exchanges are taken within three Working Days of the Bid/Offer Closing Date or such other period as may be prescribed by the SEBI. If our Company does not Allot Equity Shares pursuant to the Offer within three Working Days from the Bid/Offer Closing Date or within such timeline as prescribed by the SEBI, it shall repay without interest all monies received from Bidders, failing which interest shall be due to be paid to the Bidders at the rate of 15% per annum for the delayed period. In case of delay or failure to obtain listing or trading approvals or under any direction or order of SEBI or any other governmental authority, each Selling Shareholder shall, severally and not jointly, and only to the extent of its respective portions of the Offered Shares, be liable to pay, or reimburse, as the case may be, in the proportion that the size of its respective portion of Offered Shares in the Offer for Sale bears to the total size of the Offer, any interest for such delays in making refunds, provided that none of the Selling Shareholders shall be liable or responsible to pay such interest unless such delay in making such refund is caused solely by, and is directly attributable to an act or omission of the respective Selling Shareholder and in such cases where any delay is not attributable to any Selling Shareholder, the Company shall solely be responsible to pay such interest.

Impersonation

Attention of the Bidders is specifically drawn to the provisions of Section 38(1) of the Companies Act 2013, which is reproduced below:

“Any person who –

- (a) makes or abets making of an application in a fictitious name to a company for acquiring, or subscribing for, its securities, or*
- (b) makes or abets making of multiple applications to a company in different names or in different combinations of his name or surname for acquiring or subscribing for its securities; or*
- (c) otherwise induces directly or indirectly a company to allot, or register any transfer of, securities to him, or to any other person in a fictitious name,*

shall be liable for action under section 447.”

The liability prescribed under Section 447 of the Companies Act 2013 involving an amount of at least ₹1 million or 1% of the turnover of the Company, whichever is lower, includes imprisonment for a term of not less than six months extending up to 10 years (provided that where the fraud involves public interest, such term shall not be less than three years) and fine of an amount not less than the amount involved in the fraud, extending up to three times of such amount. In case the fraud involves (i) an amount which is less than ₹1 million or 1% of the turnover of the Company, whichever is lower; and (ii) does not involve public interest, then such fraud is punishable with an imprisonment for a term extending up to five years or a fine of an amount extending up to ₹5 million or with both.

Consents

Consents in writing of: (a) each of the Selling Shareholders, our Directors, the Company Secretary and Compliance Officer, the legal advisors to the Company, the bankers to our Company, industry sources, independent chartered accountant, independent architect, independent chartered engineer, the BRLMs and Registrar to the Offer have been obtained; and (b) the Syndicate Members, Monitoring Agency, Bankers to the Offer (Escrow Collection Bank, Public Offer Account Bank, Sponsor Bank(s) and Refund Bank) to act in their respective capacities, will be obtained and filed along with a copy of this Red Herring Prospectus with the RoC as required under the Companies Act, and such consents shall not be withdrawn up to the time of filing of this Red Herring Prospectus with the RoC.

Experts

Our Company has received written consent dated July 30, 2024 from Walker Chandiok & Co LLP, Chartered Accountants to include their name as required under Section 26 (5) of the Companies Act 2013 read with SEBI ICDR Regulations, in this Red Herring Prospectus and as an “expert” as defined under Section 2(38) of the Companies Act 2013 to the extent and in their capacity as our Statutory Auditors, and in respect of their (i) examination report dated July 5, 2024 on our Restated Consolidated Financial Statements; (ii) report dated July 5, 2024 on our Unaudited Pro Forma Consolidated Financial Information; and (iii) report/certificate dated July 30, 2024 on the statement of possible special tax benefits in respect of the Company, Shareholders, Digital Age, Firstcry Management and Globalbees Brands, included in this Red Herring Prospectus. However, the term “expert” shall not be construed to mean an “expert” as defined under the US Securities Act.

Our Company has received written consent dated July 30, 2024 from Bansal & Co LLP, Chartered Accountants, bearing firm registration number 001113N/N500079, to include their name as required under Section 26(5) of the Companies Act 2013 read with SEBI ICDR Regulations, in this Red Herring Prospectus and as an “expert”, as defined under Section 2(38) of the Companies Act 2013 in respect of various certifications issued by them in their capacity as independent chartered accountant to our Company.

Our Company has received written consent dated July 25, 2024 from Akhilesh Pandit, Chartered Engineer, to include his name as required under Section 26 (5) of the Companies Act 2013 read with SEBI ICDR Regulations, in this Red Herring Prospectus and as an “expert” as defined under Section 2(38) of the Companies Act 2013 to the extent and in his capacity as an independent chartered engineer.

Our Company has received written consent dated July 25, 2024 from Architects IN, independent architect, to include their name as required under Section 26 (5) of the Companies Act 2013 read with SEBI ICDR Regulations, in this Red Herring Prospectus and as an “expert” as defined under Section 2(38) of the Companies Act 2013 to the extent and in their capacity as an independent architect.

The above-mentioned consents have not been withdrawn as on the date of this Red Herring Prospectus.

Commission or brokerage on previous issues in the last five years

Since this is an initial public offering of the Equity Shares, no sum has been paid or has been payable as commission or brokerage for subscribing to or procuring or agreeing to procure public subscription for any of our Equity Shares in the five years immediately preceding the date of this Red Herring Prospectus.

Capital issues in the preceding three years

Except as disclosed in “*Capital Structure – Notes to Capital Structure*” on page 159, our Company has not made any capital issues during the three years immediately preceding the date of this Red Herring Prospectus. As on the date of this Red Herring Prospectus, our Company does not have any group company. Further, our Company does not have any associate entities or listed Subsidiaries.

Particulars regarding public/rights issue of our Company and performance *vis-à-vis* objects

Our Company has not undertaken any public issue or any rights issue to the public in the five years immediately preceding the date of this Red Herring Prospectus.

Performance *vis-à-vis* objects – Public/rights issue of the listed Subsidiaries of our Company

None of our Subsidiaries are listed on any stock exchange.

Price information of past issues handled by the BRLMs

Kotak Mahindra Capital Company Limited

1. *Price information of past issues (during the current Fiscal and two Fiscals preceding the current Fiscal) handled by Kotak*

S. No.	Issue name	Issue size (₹ million)	Issue price (₹)	Listing date	Opening price on listing date (in ₹)	+/- % change in closing price, [+/- % change in closing benchmark]- 30 th calendar days from listing	+/- % change in closing price, [+/- % change in closing benchmark]- 90 th calendar days from listing	+/- % change in closing price, [+/- % change in closing benchmark]- 180 th calendar days from listing
1.	Emcure Pharmaceuticals Limited	19,520.27	1,008 ¹	July 10, 2024	1,325.05	Not applicable	Not applicable	Not applicable
2.	Aadhar Housing Finance Limited	30,000.00	315 ²	May 15, 2024	315	+25.56%, [+5.40%]	Not applicable	Not applicable
3.	Indegene Limited	18,417.59	452 ³	May 13, 2024	655	+24.28%, [+5.25%]	Not applicable	Not applicable
4.	India Shelter Finance Corporation Limited	12,000.00	493	December 20, 2023	620.00	+17.64%, [+1.48%]	+10.50%, [+4.28%]	+41.91%, [+10.95%]
5.	Honasa Consumer Limited	17,014.40	324 ⁴	November 7, 2023	330.00	+17.58%, [+7.89%]	+34.77%, [+12.61%]	+29.68%, [+15.81%]
6.	Cello World Limited	19,000	648 ⁵	November 6, 2023	829.00	+21.92%, [+7.44%]	+32.99%, [+12.58%]	+40.57%, [+15.78%]
7.	Blue Jet Healthcare Limited	8,402.67	346	November 1, 2023	380.00	+4.08%, [+6.02%]	+10.10%, [+14.47%]	+11.16%, [+18.07%]
8.	JSW Infrastructure Limited	28,000.00	119	October 3, 2023	143.00	+41.34%, [-2.93%]	+75.04%, [+10.27%]	+106.30%, [+12.42%]
9.	Signatureglobal (India) Limited	7,300.00	385	September 27, 2023	444.00	+35.79%, [-4.36%]	+112.43%, [+8.28%]	+244.65%, [+12.07%]
10.	SAMHI Hotels Limited	13,701.00	126	September 22, 2023	130.55	+15.16%, [-0.93%]	+27.94%, [+6.81%]	+62.98%, [+9.09%]

Source: www.nseindia.com; www.bseindia.com

Notes:

- In Emcure Pharmaceuticals Limited, the issue price to eligible employees was ₹ 918 after a discount of ₹ 90 per equity share
- In Aadhar Housing Finance Limited, the issue price to eligible employees was ₹ 292 after a discount of ₹ 23 per equity share
- In Indegene Limited, the issue price to eligible employees was ₹ 422 after a discount of ₹ 30 per equity share
- In Honasa Consumer Limited, the issue price to eligible employees was ₹ 294 after a discount of ₹ 30 per equity share
- In Cello World Limited, the issue price to eligible employees was ₹ 387 after a discount of ₹ 61 per equity share
- In the event any day falls on a holiday, the price/index of the immediately preceding trading day has been considered.
- The 30th, 90th, 180th calendar days from listed day have been taken as listing day plus 29, 89 and 179 calendar days.
- Designated Stock Exchange as disclosed by the respective Issuer at the time of the issue has been considered for disclosing the price information.
- Restricted to last 10 equity initial public issues.

2. Summary statement of price information of past issues (during the current Fiscal and two Fiscals preceding the current Fiscal) handled by Kotak

Fiscal	Total no. of IPOs	Total amount of funds raised (₹ million)	No. of IPOs trading at discount – 30 th calendar days from listing			No. of IPOs trading at premium – 30 th calendar days from listing			No. of IPOs trading at discount – 180 th calendar days from listing			No. of IPOs trading at premium – 180 th calendar days from listing		
			Over 50%	Between 25-50%	Less than 25%	Over 50%	Between 25-50%	Less than 25%	Over 50%	Between 25-50%	Less than 25%	Over 50%	Between 25-50%	Less than 25%
2024-25	3	67,937.86	-	-	-	-	1	1	-	-	-	-	-	-
2023-24	11	179,436.83	-	-	-	2	4	5	-	-	-	7	3	1
2022-23	10	367,209.37	-	1	2	-	3	4	-	2	1	2	3	2

Notes:

- The information is as on the date of this Red Herring Prospectus.
- The information for each of the financial years is based on issues listed during such financial year.

Morgan Stanley India Company Private Limited

1. Price information of past issues (during the current Fiscal and two Fiscals preceding the current Fiscal) handled by Morgan Stanley

S. No.	Issue name	Issue size (₹ million)	Issue price (₹)	Listing date	Opening price on listing date (in ₹)	+/- % change in closing price, [+/- % change in closing benchmark]- 30 th calendar days from listing	+/- % change in closing price, [+/- % change in closing benchmark]- 90 th calendar days from listing	+/- % change in closing price, [+/- % change in closing benchmark]- 180 th calendar days from listing
1.	Go Digit Insurance Limited	26,146	272	May 23, 2024	286.0	+22.8% [+4.0%]	-	-
2.	Delhivery Limited	52,350	487	May 24, 2022	495.2	+3.5% [-4.9%]	+17.0% [+9.5%]	-28.0% [+12.9%]

Source: www.nseindia.com; for price information and prospectus/basis of allotment for issue details.

Notes:

1. Issue Size is as per the prospectus filed with SEBI with the figures rounded off to the nearest decimal point
2. Prices for issues as per NSE and Benchmark index considered is NIFTY50
3. If the 30th/90th/180th day falls on a trading holiday then pricing information on the preceding trading day has been considered
4. Pricing Performance for the company is calculated as per the final offer price
5. Pricing Performance for the benchmark index is calculated as per the close on the day prior to the listing date

2. Summary statement of price information of past issues (during the current Fiscal and two Fiscals preceding the current Fiscal) handled by Morgan Stanley

Fiscal	Total no. of IPOs	Total amount of funds raised (₹ million)	No. of IPOs trading at discount – 30 th calendar days from listing			No. of IPOs trading at premium – 30 th calendar days from listing			No. of IPOs trading at discount – 180 th calendar days from listing			No. of IPOs trading at premium – 180 th calendar days from listing		
			Over 50%	Between 25-50%	Less than 25%	Over 50%	Between 25-50%	Less than 25%	Over 50%	Between 25-50%	Less than 25%	Over 50%	Between 25-50%	Less than 25%
2024-25	1	26,146	-	-	-	-	-	1	-	-	-	-	-	-
2023-24	-	-	-	-	-	-	-	-	-	-	-	-	-	-
2022-23	1	52,350	-	-	-	-	-	1	-	1	-	-	-	-

Source: www.nseindia.com

BofA Securities India Limited

1. Price information of past issues (during the current Fiscal and two Fiscals preceding the current Fiscal) handled by BofA Securities

S. No.	Issue name	Issue size (₹ million)	Issue price (₹)	Listing date	Opening price on listing date (in ₹) ⁽²⁾	+/- % change in closing price, [+/- % change in closing benchmark]- 30 th calendar days from listing ⁽³⁾⁽⁴⁾⁽⁵⁾	+/- % change in closing price, [+/- % change in closing benchmark]- 90 th calendar days from listing ⁽³⁾⁽⁴⁾⁽⁶⁾	+/- % change in closing price, [+/- % change in closing benchmark]- 180 th calendar days from listing ⁽³⁾⁽⁴⁾⁽⁷⁾
1.	Tata Technologies Limited	30,425.14	500.00	November 30, 2023	1,199.95	+136.09%, [+7.84%]	+115.24%, [+9.12%]	+49.90%, [+11.63%]
2.	Delhivery Limited	52,350.00	487.00 ⁽⁸⁾	May 24, 2022	493.00	+3.49%[-4.41%]	+17.00%, [+10.13%]	-27.99%, [+13.53%]
3.	Life Insurance Corporation of India	205,572.31	949.00 ⁽⁹⁾	May 17, 2022	867.20	-27.24%, [-3.27%]	-28.12%, [+9.47%]	+33.82%, [+13.76%]
4.	Campus Activewear Limited	13,996.00	292.00 ⁽¹⁰⁾	May 9, 2022	360.00	+11.92%, [+0.70%]	+41.71%, [+6.72%]	+91.04%, [+11.14%]

Source: www.nseindia.com and www.bseindia.com; for price information and prospectus/ basis of allotment for issue details

Notes:

1. Equity public issues in last 3 financial years considered.
2. Opening price information as disclosed on the website of NSE. For issuers, change in closing price over the issue/offer price as disclosed on designated stock exchange.
3. Designated Stock Exchange as disclosed by the respective issuer at the time of the issue considered as benchmark index and for disclosing the price information.
4. In case 30th day, 90th day or 180th day is not a trading day, closing price on NSE of previous trading day is considered.
5. 30th listing day has been taken as listing date plus 29 calendar days.
6. 90th listing day has been taken as listing date plus 89 calendar days.
7. 180th listing day has been taken as listing date plus 179 calendar days.
8. In Delhivery Limited, the issue price to eligible employees was ₹ 462 after a discount of ₹ 25 per equity share.
9. In Life Insurance Corporation of India, the issue price to retail investors and eligible employees was ₹ 904 after a discount of ₹ 45 per equity share and the issue price to eligible policyholders was ₹ 889 after a discount of ₹ 60 per equity share.
10. In Campus Activewear Limited, the issue price to eligible employees was ₹ 265 after a discount of ₹ 27 per equity share.
11. Above list is restricted to last 10 equity initial public issues.

2. Summary statement of price information of past issues (during the current Fiscal and two Fiscals preceding the current Fiscal) handled by BofA Securities

Fiscal	Total no. of IPOs	Total amount of funds raised (₹ million)	No. of IPOs trading at discount – 30 th calendar days from listing			No. of IPOs trading at premium – 30 th calendar days from listing			No. of IPOs trading at discount – 180 th calendar days from listing			No. of IPOs trading at premium – 180 th calendar days from listing		
			Over 50%	Between 25-50%	Less than 25%	Over 50%	Between 25-50%	Less than 25%	Over 50%	Between 25-50%	Less than 25%	Over 50%	Between 25-50%	Less than 25%
2024-25	0	-	-	-	-	-	-	-	-	-	-	-	-	
2023-24	1	30,425.14	-	-	-	1	-	-	-	-	-	1	-	
2022-23	3	271,918.31	-	1	-	-	-	2	-	1	-	1	1	

Source: www.nseindia.com

Notes:

1. The information is as on the date of the document.
2. Based on date of listing.
3. Wherever 30th and 180th calendar day from listing day is a holiday, the closing data of the previous trading day has been considered.

4. Designated Stock Exchange as disclosed by the respective Issuer at the time of the issue has been considered for disclosing the price information and benchmark index.

JM Financial Limited

1. Price information of past issues (during the current Fiscal and two Fiscals preceding the current Fiscal) handled by JM Financial

S. No.	Issue name	Issue size (₹ million)	Issue price (₹)	Listing date	Opening price on listing date (in ₹)	+/- % change in closing price, [+/- % change in closing benchmark]- 30 th calendar days from listing	+/- % change in closing price, [+/- % change in closing benchmark]- 90 th calendar days from listing	+/- % change in closing price, [+/- % change in closing benchmark]- 180 th calendar days from listing
1.	Stanley Lifestyles Limited [#]	5370.24	369.00	June 28, 2024	499.00	55.96% [2.91%]	Not Applicable	Not Applicable
2.	Le Travenues Technology Limited [#]	7401.02	93.00	June 18, 2024	135.00	86.34% [4.42%]	Not Applicable	Not Applicable
3.	TBO Tek Limited*	15,508.09	920.00	May 15, 2024	1,426.00	69.94% [5.40%]	Not Applicable	Not Applicable
4.	Gopal Snacks Limited [#]	6,500.00	401.00	March 14, 2024	350.00	-18.13% [1.57%]	-19.35% [4.60%]	Not Applicable
5.	GPT Healthcare Limited [#]	5,251.40	186.00	February 29, 2024	216.15	-5.13% [1.59%]	-20.67% [3.68%]	Not Applicable
6.	Juniper Hotels Limited*	18,000.00	360.00	February 28, 2024	365.00	43.76% [1.71%]	21.22% [4.47%]	Not Applicable
7.	Entero Healthcare Solutions Limited ^{#8}	16,000.00	1,258.00	February 16, 2024	1,245.00	-19.65% [0.30%]	-19.84% [0.77%]	Not Applicable
8.	Rashi Peripherals Limited [#]	6,000.00	311.00	February 14, 2024	335.00	-0.77% [1.77%]	1.06% [1.33%]	Not Applicable
9.	Apeejay Surrendra Park Hotels Limited ^{*7}	9,200.00	155.00	February 12, 2024	186.00	17.39% [3.33%]	17.55% [2.03%]	Not Applicable
10.	Innova Captab Limited*	5,700.00	448.00	December 29, 2023	452.10	15.16% [-1.74%]	1.44% [1.80%]	14.30% [9.16%]

Source: www.nseindia.com and www.bseindia.com

[#] BSE as Designated Stock Exchange

* NSE as Designated Stock Exchange

Notes:

- Opening price information as disclosed on the website of the Designated Stock Exchange.
- Change in closing price over the issue/offer price as disclosed on Designated Stock Exchange.
- For change in closing price over the closing price as on the listing date, the CNX NIFTY or S&P BSE SENSEX is considered as the Benchmark Index as per the Designated Stock Exchange disclosed by the respective Issuer at the time of the issue, as applicable.
- In case of reporting dates falling on a trading holiday, values for the trading day immediately preceding the trading holiday have been considered.
- 30th calendar day has been taken as listing date plus 29 calendar days; 90th calendar day has been taken as listing date plus 89 calendar days; 180th calendar day has been taken a listing date plus 179 calendar days.
- Restricted to last 10 issues.
- A discount of Rs. 7 per Equity Share was offered to Eligible Employees bidding in the Employee Reservation Portion.
- A discount of Rs. 119 per Equity Share was offered to Eligible Employees bidding in the Employee Reservation Portion.
- A discount of Rs. 38 per Equity Share was offered to Eligible Employees bidding in the Employee Reservation Portion.
- Not Applicable – Period not completed.

2. Summary statement of price information of past issues (during the current Fiscal and two Fiscals preceding the current Fiscal) handled by JM Financial

Financial Year	Total no. of IPOs	Total funds raised (₹ in millions)	Nos. of IPOs trading at discount on as on 30 th calendar days from listing date			Nos. of IPOs trading at premium on as on 30 th calendar days from listing date			Nos. of IPOs trading at discount as on 180 th calendar days from listing date			Nos. of IPOs trading at premium as on 180 th calendar days from listing date		
			Over 50%	Between 25%-50%	Less than 25%	Over 50%	Between 25%-50%	Less than 25%	Over 50%	Between 25%-50%	Less than 25%	Over 50%	Between 25%-50%	Less than 25%
2024-2025	3	28,279.35	-	-	-	3	-	-	-	-	-	-	-	-
2023-2024	24	2,88,746.72	-	-	7	4	5	8	-	-	3	7	4	4
2022-2023	11	3,16,770.53	-	1	3	-	5	2	-	2	2	2	3	2

Aventus Capital Private Limited

1. Price information of past issues (during the current Fiscal and two Fiscals preceding the current Fiscal) handled by Aventus Capital

Nil

2. *Summary statement of price information of past issues (during the current Fiscal and two Fiscals preceding the current Fiscal) handled by Avendus Capital*

Nil

Track record of past issues handled by the Book Running Lead Managers

For details regarding the track record of the Book Running Lead Managers, as specified in circular (CIR/MIRSD/1/2012) dated January 10, 2012 issued by SEBI, please see the websites of the Book Running Lead Managers, as provided in the table below:

S. No.	Name of the Book Running Lead Manager	Website
1.	Kotak Mahindra Capital Company Limited	https://investmentbank.kotak.com
2.	Morgan Stanley India Company Private Limited	www.morganstanley.com
3.	BofA Securities India Limited	https://business.bofa.com/bofas-india
4.	JM Financial Limited	www.jmfl.com
5.	Avendus Capital Private Limited	www.avendus.com

Stock Market Data of the Equity Shares

This being the initial public offering of the Equity Shares, the Equity Shares are not listed on any stock exchange as on the date of this Red Herring Prospectus, and accordingly, no stock market data is available for the Equity Shares.

Mechanism for Redressal of Investor Grievances

The Registrar Agreement provides for retention of records with the Registrar to the Offer for a minimum period of eight years from the date of listing and commencement of trading of the Equity Shares on the Stock Exchanges, in order to enable the investors to approach the Registrar to the Offer for redressal of their grievances.

Bidders may contact our Company Secretary and Compliance Officer and/or the Registrar to the Offer in case of any pre-Offer or post-Offer related problems such as non-receipt of Allotment Advice, non-credit of Allotted Equity Shares in the respective beneficiary account, non-receipt of refund orders or non-receipt of funds by electronic mode, etc. For all Offer related queries and for redressal of complaints, investors may also write to the BRLMs.

All Offer related grievances, other than those of Anchor Investors may be addressed to the Registrar to the Offer with a copy to the relevant Designated Intermediary with whom the ASBA Form was submitted, giving full details such as name of the sole or First Bidder, ASBA number, Bidder's DP ID, Client ID, PAN, address of Bidder, number of Equity Shares applied for, ASBA Account number in which the amount equivalent to the Bid Amount was blocked or the UPI ID (for UPI Bidders), date of ASBA Form, and the name and address of the relevant Designated Intermediary where the Bid was submitted. Further, the Bidder shall enclose the Acknowledgment Slip or the application number from the Designated Intermediary in addition to the documents or information mentioned hereinabove. All grievances relating to Bids submitted through Registered Brokers may be addressed to the Stock Exchanges with a copy to the Registrar to the Offer.

All Offer related grievances of the Anchor Investors may be addressed to the Registrar to the Offer, giving full details such as the name of the sole or first Bidder, Anchor Investor Application Form number, Bidders' DP ID, Client ID, PAN, date of the Anchor Investor Application Form, address of the Bidder, number of the Equity Shares applied for, Bid Amount paid on submission of the Anchor Investor Application Form and the name and address of the BRLMs where the Anchor Investor Application Form was submitted by the Anchor Investor.

In terms of SEBI master circular (SEBI/HO/CFD/PoD-2/P/CIR/2023/00094) dated June 21, 2023, SEBI circular (SEBI/HO/CFD/DIL2/CIR/P/2021/2480/1/M) dated March 16, 2021, SEBI circular, (SEBI/HO/CFD/DIL2/P/CIR/2021/570) dated June 2, 2021 and SEBI circular, (SEBI/HO/CFD/DIL2/CIR/P/2022/51) dated April 20, 2022 and any subsequent circulars, as applicable, issued by SEBI, any ASBA Bidder whose Bid has not been considered for Allotment, due to failure on the part of any SCSB, shall have the option to seek redressal of the same within three months of the date of listing of the Equity Shares with the concerned SCSB. SCSBs are required to resolve these complaints within 15 days, failing which

the concerned SCSB would have to pay interest at the rate of 15% per annum for any delay beyond this period of 15 days.

Separately, pursuant to the SEBI circular (SEBI/HO/CFD/DIL2/CIR/P/2021/2480/1/M) dated March 16, 2021, the following compensation mechanism shall be applicable for investor grievances in relation to Bids made through the UPI Mechanism, for which the relevant SCSBs shall be liable to compensate the investor:

Scenario	Compensation amount	Compensation period
Delayed unblock for cancelled/withdrawn/deleted applications	₹ 100 per day or 15% per annum of the Bid Amount, whichever is higher	From the date on which the request for cancellation/withdrawal/deletion is placed on the bidding platform of the Stock Exchanges till the date of actual unblock
Blocking of multiple amounts for the same Bid made through the UPI Mechanism	<ol style="list-style-type: none"> 1. Instantly revoke the blocked funds other than the original application amount; and 2. ₹ 100 per day or 15% per annum of the total cumulative blocked amount except the original Bid Amount, whichever is higher 	From the date on which multiple amounts were blocked till the date of actual unblock
Blocking more amount than the Bid Amount	<ol style="list-style-type: none"> 1. Instantly revoke the difference amount, i.e., the blocked amount less the Bid Amount; and 2. ₹ 100 per day or 15% per annum of the difference amount, whichever is higher 	From the date on which the funds to the excess of the Bid Amount were blocked till the date of actual unblock
Delayed unblock for non – Allotted/partially Allotted applications	₹ 100 per day or 15% per annum of the Bid Amount, whichever is higher	From the Working Day subsequent to the finalization of the Basis of Allotment till the date of actual unblock

Further, in the event there is a delay in redressal of the investor grievance, the BRLMs shall compensate the investors at the rate higher of ₹ 100 or 15% per annum of the application amount. The compensation shall be payable for the period ranging from the day on which the investor grievance is received till the date of actual unblock.

In case of any delay in unblocking of amounts in the ASBA Accounts (including amounts blocked through the UPI Mechanism) exceeding two Working Days from the Bid/Offer Closing Date, the Bidder shall be compensated by the intermediary responsible for causing such delay in unblocking in accordance with applicable law. Further, investors shall be entitled to compensation in the manner specified in the SEBI circular (SEBI/HO/CFD/DIL1/CIR/P/2021/47) dated March 31, 2021, SEBI circular (SEBI/HO/CFD/DIL2/CIR/P/2021/2480/1/M) dated March 16, 2021, SEBI circular (SEBI/HO/CFD/DIL2/P/CIR/2021/570) dated June 2, 2021 and SEBI circular (SEBI/HO/CFD/DIL2/CIR/P/2022/51) dated April 20, 2022 in case of delays in resolving investor grievances in relation to blocking/unblocking of funds.

Further, in terms of SEBI circular (SEBI/HO/CFD/DIL2/CIR/P/2022/51) dated April 20, 2022, the payment of processing fees to the SCSBs shall be undertaken pursuant to an application made by the SCSBs to the BRLMs, and such application shall be made only after (i) unblocking of application amounts for each application received by the SCSB has been fully completed, and (ii) applicable compensation relating to investor complaints has been paid by the SCSB.

Our Company, the BRLMs and the Registrar to the Offer accept no responsibility for errors, omissions, commission of any acts of the Designated Intermediaries, including any defaults in complying with its obligations under the SEBI ICDR Regulations.

For grievance redressal contact details of the BRLMs pursuant to circular (SEBI/HO/CFD/DIL2/CIR/P/2021/2480/1/M) dated March 16, 2021 issued by the SEBI, see “*Offer Procedure – General Instructions*” on page 612.

Disposal of Investor Grievances by our Company

We estimate that the average time required by our Company and/or the Registrar to the Offer for the redressal of routine investor grievances shall be ten Working Days from the date of receipt of the complaint. In case of non-routine complaints and complaints where external agencies are involved, our Company will seek to redress these complaints as expeditiously as possible.

Our Company has appointed Neelam Jethani as the Company Secretary and Compliance Officer, and she may be contacted in case of any pre-Offer or post-Offer related problems, at the address set forth hereunder.

Neelam Jethani

Rajashree Business Park

Survey No. 338

Next to Sohrabh Hall, Tadiwala Road

Pune 411 001

Maharashtra, India

Tel: (+91) 84829 89157

E-mail: companysecretary@firstcry.com

Our Company has obtained authentication on the SCORES and shall be in compliance with the SEBI circulars (CIR/OIAE/1/2013) dated April 17, 2013, SEBI circular (CIR/OIAE/1/2014) dated December 18, 2014 and SEBI circular (SEBI/HO/OIAE/IGRD/CIR/P/2021/642) dated October 14, 2021 in relation to redressal of investor grievances through SCORES, immediately after filing the Draft Red Herring Prospectus.

Further, our Board has constituted a Stakeholders’ Relationship Committee, which is responsible for redressal of grievances of the security holders of our Company. For details, see “*Our Management – Board Committees*” on page 357.

Our Company has not received any investor grievances during the three years preceding the date of this Red Herring Prospectus and as on date, there are no investor complaints pending in relation to our Company. As on the date of this Red Herring Prospectus, our Company does not have any group company.

Exemption from complying with any provisions of securities laws, if any, granted by SEBI

Our Company has not sought any exemption from complying with any provisions of securities laws from SEBI.

SECTION VII – OFFER RELATED INFORMATION

TERMS OF THE OFFER

The Equity Shares being offered and Allotted pursuant to the Offer will be subject to the provisions of the Companies Act 2013, the SEBI ICDR Regulations, the SCRA, the SCRR, the Memorandum of Association, the Articles of Association, the SEBI Listing Regulations, the terms of this Red Herring Prospectus and the Prospectus, the Bid cum Application Form, the Revision Form, the CAN, the Abridged Prospectus and other terms and conditions as may be incorporated in the Allotment Advice and other documents and certificates that may be executed in respect of the Offer. The Equity Shares will also be subject to all applicable laws, guidelines, rules, notifications and regulations relating to the issue, offer for sale and listing and trading of securities, issued from time to time, by the SEBI, the GoI, the Stock Exchanges, the RoC, the RBI and/or other authorities, as in force on the date of the Offer and to the extent applicable or such other conditions as maybe prescribed by such governmental and/or regulatory authority while granting approval for the Offer.

Ranking of Equity Shares

The Equity Shares being offered and Allotted pursuant to the Offer will be subject to the provisions of the Companies Act 2013, the Memorandum of Association and the Articles of Association and will rank *pari passu* in all respects with the existing Equity Shares, including in respect of dividends and other corporate benefits, if any, declared by our Company after the date of Allotment in accordance with applicable law. See “*Main Provisions of the Articles of Association*” on page 622.

Mode of payment of dividend

Our Company shall pay dividend, if declared, to the Shareholders, as per the provisions of the Companies Act 2013, the SEBI Listing Regulations, the Memorandum of Association and the Articles of Association, and any guidelines or directives that may be issued by the GoI in this respect. Any dividends declared after the date of Allotment in this Offer will be payable to the Allottees, for the entire year, in accordance with applicable law. See “*Dividend Policy*” and “*Main Provisions of the Articles of Association*” on pages 369 and 622, respectively.

Face Value, Offer Price, Floor Price, Cap Price and Price Band

The face value of each Equity Share is ₹2. At any given point of time there will be only one denomination for the Equity Shares. The Floor Price is ₹ [●] per Equity Share while the Cap Price is ₹ [●] per Equity Share. The Offer Price is ₹ [●] per Equity Share. The Anchor Investor Offer Price is ₹ [●] per Equity Share.

The Offer Price, Price Band and the minimum Bid Lot will be decided by our Company in consultation with the BRLMs, and shall be published at least two Working Days prior to the Bid/Offer Opening Date, in all editions of The Financial Express (a widely circulated English national daily newspaper), all editions of Jansatta (a widely circulated Hindi national daily newspaper) and Pune edition of Loksatta (a widely circulated Marathi daily newspaper, Marathi being the regional language of Maharashtra, India, where our Registered and Corporate Office is located), and shall be made available to the Stock Exchanges for the purpose of uploading on their websites. The Price Band, along with the relevant financial ratios calculated at the Floor Price and at the Cap Price shall be pre-filled in the Bid cum Application Forms available at the website of the Stock Exchanges. The Offer Price shall be determined by our Company in consultation with the BRLMs, after the Bid/Offer Closing Date, on the basis of assessment of market demand for the Equity Shares issued by way of the Book Building Process.

Rights of the Equity Shareholders

Subject to applicable laws and our Articles of Association, the equity Shareholders will have the following rights:

- Right to receive dividend, if declared;
- Right to attend general meetings and exercise voting powers, unless prohibited by law;
- Right to vote on a poll either in person or by proxy or e-voting;
- Right to receive offers for rights shares and be allotted bonus shares, if announced;
- Right to receive any surplus on liquidation subject to any statutory and preferential claims being satisfied;
- Right of free transferability of their Equity Shares, subject to applicable foreign exchange regulations and other applicable law; and

- Such other rights as may be available to a shareholder of a listed public company under the Companies Act 2013, the SEBI Listing Regulations and our Memorandum of Association and Articles of Association and other applicable laws.

For a detailed description of the main provisions of our Articles of Association relating to voting rights, dividend, forfeiture, lien, transfer, transmission, consolidation and splitting, see “*Main Provisions of the Articles of Association*” on page 622.

Allotment only in dematerialized form

In terms of Section 29 of the Companies Act 2013, and the SEBI ICDR Regulations, the Equity Shares shall be Allotted only in dematerialized form. As per the SEBI ICDR Regulations, the trading of the Equity Shares shall only be in dematerialised form on the Stock Exchanges.

Compliance with disclosure and accounting norms

Our Company shall comply with all disclosure and accounting norms as specified by SEBI from time to time.

Market Lot and Trading Lot

Since trading of our Equity Shares is in dematerialized form, the tradable lot is one Equity Share. Allotment in the Offer will be only in electronic form in multiples of [●] Equity Shares, subject to a minimum Allotment of [●] Equity Shares. For the method of Basis of Allotment, see “*Offer Procedure*” on page 602.

Jurisdiction

Exclusive jurisdiction for the purpose of the Offer is with the competent courts/authorities in Mumbai, Maharashtra, India.

Joint holders

Where two or more persons are registered as the holders of any Equity Shares, they will be deemed to hold such Equity Shares as joint holders with benefits of survivorship.

Nomination facility

In accordance with Section 72 of the Companies Act 2013, read with Companies (Share Capital and Debentures) Rules, 2014, the sole or first Bidder, with other joint Bidders, may nominate any one person in whom, in the event of the death of sole Bidder or in case of joint Bidders, death of all the Bidders, as the case may be, the Equity Shares Allotted, if any, will vest, to the exclusion of all other persons, unless the nomination is verified or cancelled in the prescribed manner. A nominee entitled to the Equity Shares by reason of the death of the original holder(s), will, in accordance with Section 72 of the Companies Act 2013, be entitled to the same benefits to which he or she will be entitled if he or she were the registered holder of the Equity Shares. Where the nominee is a minor, the holder(s) may make a nomination to appoint, in the prescribed manner, any person to become entitled to Equity Share(s) in the event of the holder’s death during minority. A nomination shall stand rescinded upon a sale/transfer/alienation of Equity Share(s) by the person nominating. A nomination may be cancelled, or varied by nominating any other person in place of the present nominee, by the holder of the Equity Shares who has made the nomination, by giving a notice of such cancellation or variation to our Company in the prescribed form. Fresh nomination can be made only on the prescribed form available on request at the Registered and Corporate Office or at the registrar and transfer agents of our Company.

Further, any person who becomes a nominee by virtue of Section 72 of the Companies Act 2013, will, on the production of such evidence as may be required by our Board, elect either:

- to register himself or herself as holder of Equity Shares; or
- to make such transfer of the Equity Shares, as the deceased holder could have made.

Further, our Board may at any time give notice requiring any nominee to choose either to be registered himself or herself or to transfer the Equity Shares, and if the notice is not complied with within a period of 90 days, the Board

may thereafter withhold payment of all dividend, interests, bonuses or other monies payable in respect of the Equity Shares, until the requirements of the notice have been complied with.

Since the Allotment of Equity Shares in the Offer will be made only in dematerialized form, there is no need to make a separate nomination with our Company. Nominations registered with the respective Depository Participant of the Bidder will prevail. If Bidders want to change their nomination, they are advised to inform their respective Depository Participant.

Bid/Offer Period

EVENT	INDICATIVE DATE
BID/OFFER OPENS ON⁽¹⁾	Tuesday, August 6, 2024
BID/OFFER CLOSES ON⁽²⁾	Thursday, August 8, 2024
FINALIZATION OF BASIS OF ALLOTMENT WITH THE DESIGNATED STOCK EXCHANGE	On or about Friday, August 9, 2024
INITIATION OF REFUNDS (IF ANY, FOR ANCHOR INVESTORS)/UNBLOCKING OF FUNDS FROM ASBA ACCOUNT	On or about Monday, August 12, 2024
CREDIT OF EQUITY SHARES TO DEPOSITORY ACCOUNTS OF ALLOTTEES	On or about Monday, August 12, 2024
COMMENCEMENT OF TRADING OF THE EQUITY SHARES ON THE STOCK EXCHANGES	On or about Tuesday, August 13, 2024

⁽¹⁾ Our Company, in consultation with the BRLMs, may consider participation by Anchor Investors. The Anchor Investor Bidding Date shall be one Working Day prior to the Bid/Offer Opening Date in accordance with the SEBI ICDR Regulations, i.e., Monday, August 5, 2024.

⁽²⁾ UPI mandate end time and date shall be at 5:00 pm on the Bid/Offer Closing Date.

In case of (i) any delay in unblocking of amounts in the ASBA Accounts exceeding two Working Days from the Bid/Offer Closing Date, the Bidder shall be compensated by the intermediary responsible for causing such delay in unblocking in accordance with applicable law. Further, investors shall be entitled to compensation in the manner specified in the SEBI circular (SEBI/HO/CFD/DIL1/CIR/P/2021/47) dated March 31, 2021, SEBI circular (SEBI/HO/CFD/DIL2/CIR/P/2021/2480/1/M) dated March 16, 2021, and SEBI circular (SEBI/HO/CFD/DIL2/P/CIR/2021/570 dated June 2, 2021, SEBI circular (SEBI/HO/CFD/DIL2/CIR/P/2022/51) dated April 20, 2022 and SEBI circular (SEBI/HO/CFD/DIL2/P/CIR/2022/75) dated May 30, 2022, in case of delays in resolving investor grievances in relation to blocking/unblocking of fund.

The processing fees for applications made by the UPI Bidders may be released to the remitter banks (SCSBs) only after such banks provide a written confirmation on compliance with SEBI circular no. SEBI/HO/CFD/DIL2/P/CIR/2021/570 dated June 2, 2021 read with SEBI circular no. SEBI/HO/CFD/DIL2/CIR/P/2021/2480/1/M dated March 16, 2021 and SEBI circular no. SEBI/HO/CFD/DIL2/CIR/P/2022/51 dated April 20, 2022 and SEBI Circular No. SEBI/HO/CFD/DIL2/P/CIR/2022/75 dated May 30, 2022.

The aforesaid timetable, other than the Bid/Offer Closing Date, is indicative in nature and does not constitute any obligation or liability on our Company or the Selling Shareholders or the members of the Syndicate. While our Company will use best efforts to ensure that listing and trading of our Equity Shares on the Stock Exchanges commences such period as may be prescribed by SEBI, the timetable may be subject to change for various reasons, including extension of Bid/Offer Period by our Company and the Selling Shareholders, due to revision of the Price Band, any delays in receipt of final listing and trading approvals from the Stock Exchanges, delay in receipt of final certificates from SCSBs, etc. The commencement of trading of the Equity Shares will be entirely at the discretion of the Stock Exchanges in accordance with applicable law. Each Selling Shareholder, severally and not jointly, confirm that it shall extend reasonable support and co-operation required by our Company and the BRLMs, solely to the extent of its respective portion of the Offered Shares, to facilitate the completion of the necessary formalities for listing and commencement of trading of the Equity Shares at the Stock Exchanges within such time period as may be prescribed by SEBI.

SEBI vide circular SEBI/HO/CFD/TPD1/CIR/P/2023/140 dated August 9, 2023 has reduced the post issue timeline for initial public offerings (“IPO”). The revised timeline of T+3 days has been made applicable in two phases, i.e., voluntary for all public issues opening on or after September 1, 2023 and mandatory on or after December 1, 2023. Accordingly, the Offer will be made under UPI Phase III on mandatory basis, subject to the timing of the Offer and any circulars, clarification or notification issued by the SEBI from time to time, including with respect to SEBI circular SEBI/HO/CFD/TPD1/CIR/P/2023/140 dated August 9, 2023.

In terms of the UPI Circulars, in relation to the Offer, the BRLMs will be required to submit reports of compliance with timelines and activities prescribed by SEBI in connection with the allotment and listing procedure within three Working days of Bid/ Offer Closing Date or such time prescribed by SEBI, identifying non-adherence to timelines and processes and an analysis of entities responsible for the delay and the reasons associated with it.

Any circulars or notifications from SEBI post the date of this Red Herring Prospectus may result in changes to the above-mentioned timelines. Further, the Offer procedure is subject to change basis any revised SEBI circulars to this effect.

Submission of Bids (other than Bids from Anchor Investors):

Bid/Offer Period (except the Bid/Offer Closing Date)	
Submission and Revision in Bids	Only between 10.00 a.m. and 5.00 p.m. (Indian Standard Time (“IST”))
Bid/Offer Closing Date*	
Submission of Electronic Applications (Online ASBA through 3-in-1 accounts) – For RIIs, other than QIBs, Non-Institutional Investors and Eligible Employees Bidding in the Employee Reservation Portion	Only between 10.00 a.m. and up to 5.00 p.m. IST
Submission of Electronic Applications (Bank ASBA through Online channels like Internet Banking, Mobile Banking and Syndicate UPI ASBA applications)	Only between 10.00 a.m. and up to 4.00 p.m. IST
Submission of Electronic Applications (Syndicate Non-Retail, Non-Individual Applications)	Only between 10.00 a.m. and up to 3.00 p.m. IST
Submission of Physical Applications (Bank ASBA)	Only between 10.00 a.m. and up to 1.00 p.m. IST
Submission of Physical Applications (Syndicate Non-Retail, Non-Individual Applications of QIBs and Non-Institutional Investors)	Only between 10.00 a.m. and up to 12.00 p.m. IST
Modification/ Revision/cancellation of Bids	
Upward Revision of Bids by QIBs and Non-Institutional Investors categories#	Only between 10.00 a.m. on the Bid/Offer Opening Date and up to 4.00 p.m. IST on Bid/Offer Closing Date
Upward or downward Revision of Bids or cancellation of Bids by RIIs and Eligible Employees Bidding in the Employee Reservation Portion	Only between 10.00 a.m. on the Bid/Offer Opening Date and up to 5.00 p.m. IST on Bid/Offer Closing Date

*UPI mandate end time and date shall be at 5:00 pm on the Bid/Offer Closing Date.

#QIBs and Non-Institutional Investors can neither revise their bids downwards nor cancel/ withdraw their Bids.

On the Bid/Offer Closing Date, the Bids shall be uploaded until:

- (i) 4:00 p.m. IST in case of Bids by QIBs and Non-Institutional Investors, and
- (ii) until 5:00 p.m. IST or such extended time as permitted by the Stock Exchanges, in case of Bids by RIIs and Eligible Employees Bidding in the Employee Reservation Portion.

On Bid/Offer Closing Date, extension of time may be granted by Stock Exchanges only for uploading Bids received by RIIs and Eligible Employees Bidding in the Employee Reservation Portion after taking into account the total number of Bids received and as reported by the BRLMs to the Stock Exchanges.

The Registrar to the Offer shall submit the details of cancelled/withdrawn/deleted applications to the SCSBs on daily basis within 60 minutes of the Bid closure time from the Bid/Offer Opening Date till the Bid/Offer Closing Date by obtaining the same from the Stock Exchanges. The SCSBs shall unblock such applications by the closing hours of the Working Day and submit the confirmation to the Book Running Lead Managers and the Registrar to the Offer not later than the next working day from the finalization of basis of allotment by the Registrar to the Offer, as per the format prescribed in SEBI circular no. SEBI/HO/CFD/DIL2/CIR/P/2021/2480/1/M dated March 16, 2021 and SEBI circular no. SEBI/HO/CFD/DIL2/CIR/P/2022/51 dated April 20, 2022.

To avoid duplication, the facility of re-initiation provided to Syndicate Members shall preferably be allowed only once per bid/batch and as deemed fit by the Stock Exchanges, after closure of the time for uploading Bids.

Due to limitation of time available for uploading Bids on the Bid/Offer Closing Date, Bidders are advised to submit Bids one day prior to the Bid/Offer Closing Date. Bidders are cautioned that if a large number of Bids are received on the Bid/Offer Closing Date, as is typically experienced in public issues, which may lead to some Bids not being uploaded due to lack of sufficient time to upload, such Bids that cannot be uploaded on the electronic

bidding system will not be considered for allocation in the Offer. It is clarified that Bids not uploaded on the electronic bidding system or in respect of which the full Bid Amount is not blocked by the SCSBs or not blocked under the UPI Mechanism in the relevant ASBA Account, as the case may be, would be rejected. Bids will be accepted only on Working Days, during the Bid/Offer Period and revisions shall not be accepted on Saturdays, Sundays and public holidays. The Designated Intermediaries shall modify select fields uploaded in the Stock Exchange platform during the Bid/Offer Period till 5.00 pm on the Bid/Offer Closing Date after which the Stock Exchange(s) send the bid information to the Registrar to the Offer for further processing.

Our Company in consultation with the BRLMs, reserves the right to revise the Price Band during the Bid/Offer Period, in accordance with the SEBI ICDR Regulations, provided that: (i) the Cap Price will be less than or equal to 120% of the Floor Price, (ii) the Cap Price will be at least 105% of the Floor Price, and (iii) the Floor Price will not be less than the face value of the Equity Shares. Subject to compliance with the foregoing, the Floor Price may move up or down to the extent of 20% of the Floor Price and the Cap Price will be revised accordingly.

In case of revision in the Price Band, the Bid/Offer Period will be extended by at least three additional Working Days after such revision subject to the Bid/Offer Period not exceeding 10 Working Days. In cases of *force majeure*, banking strike or unforeseen circumstances, our Company may, in consultation with the BRLMs, for reasons to be recorded in writing, extend the Bid/Offer Period for a minimum of one Working Day, subject to the Bid/Offer Period not exceeding 10 Working Days.

Any revision in the Price Band and the revised Bid/Offer Period, if applicable, will be widely disseminated by notification to the Stock Exchanges by issuing a public notice and by indicating the change on the websites of the BRLMs and terminals of the Syndicate Members and will also be intimated to the Designated Intermediaries and the Sponsor Bank(s). However, in case of revision in the Price Band, the Bid Lot shall remain the same.

In case of discrepancy in data entered in the electronic book *vis-à-vis* data contained in the Bid cum Application Form for a particular Bidder, the details as per the Bid file received from the Stock Exchanges shall be taken as the final data for the purpose of Allotment.

Minimum subscription

If our Company does not receive the minimum subscription in the Offer as specified under Rule 19(2)(b) of the SCRR or the minimum subscription of 90% of the Fresh Issue on the Bid/Offer Closing Date; or subscription level falls below aforesaid minimum subscription after the Bid/Offer Closing Date due to withdrawal of Bids or technical rejections or any other reason; or if the listing or trading permission is not obtained from the Stock Exchanges for the Equity Shares in the Offer, our Company shall forthwith refund the entire subscription amount received. If there is a delay beyond such time period as prescribed under applicable law, as applicable, our Company shall pay interest at the rate of 15% per annum or such other rate as prescribed under applicable law.

In the event of under-subscription in the Offer, subject to receiving minimum subscription for 90% of the Fresh Issue and compliance with Rule 19(2)(b) of the SCRR, if there remain any valid Bids in the Offer, the Allotment for the balance valid Bids will be (i) first made on a pro-rata basis in a manner proportionate to the respective portion of the Offered Shares of each Corporate Selling Shareholder through the sale of the Offered Shares being offered by the Corporate Selling Shareholders; (ii) followed by allocation towards the Offered Shares of the Individual Selling Shareholders on a pro-rata basis in a manner proportionate to their respective portion of the Offered Shares of each of the Individual Selling Shareholders; and (iii) followed by allocation of the balance part of the Fresh Issue.

In terms of the SEBI circular SEBI/HO/CFD/DIL1/CIR/P/2021/47 dated March 31, 2021, including the SEBI master circular bearing no. SEBI/HO/CFD/PoD-2/P/CIR/2023/00094 dated June 21, 2023, our Company shall within two days from the closure of the Offer, refund the subscription amount received in case of non – receipt of minimum subscription or in case our Company fails to obtain listing or trading permission from the Stock Exchanges for the Equity Shares. If there is a delay beyond such time period as prescribed under applicable law, interest at the rate of 15% per annum shall be paid.

Further, in terms of Regulation 49(1) of the SEBI ICDR Regulations, our Company shall ensure that the number of Bidders to whom the Equity Shares will be Allotted will be not less than 1,000, failing which the entire application money shall be unblocked in the respective ASBA Accounts of the Bidders.

Our Company is required under the FEMA Rules to be Indian “owned and controlled” and among other restrictions, the total foreign investment in our Company shall, at all times, be up to 49.50% of the total shareholding and voting rights of our Company post listing of Equity Shares of our Company. Our Shareholders, pursuant to their resolutions April 25, 2022 have approved that the total foreign investment in our Company shall, at all times be up to 49.50% of the total shareholding and voting rights of our Company post listing of Equity Shares of our Company. In view of the above, allocation in the Offer shall be subject to a ceiling on the allocation or Allotment to non-resident investors, such that the total foreign investment in our Company shall, at all times, be up to 49.50% of the total shareholding and voting rights of our Company post listing of Equity Shares of our Company. For further details, see “*Restriction on Foreign Ownership of Indian Securities*” on page 620.

Arrangement for disposal of odd lots

Since our Equity Shares will be traded in dematerialised form only and the market lot for our Equity Shares will be one Equity Share, no arrangements for disposal of odd lots are required.

New financial instruments

Our Company is not issuing any new financial instruments through this Offer.

Restriction on Transfer of Shares and Transmission of Equity Shares

Except for lock-in of the pre-Offer capital of our Company and the Anchor Investor lock-in in the Offer, as detailed in “*Capital Structure*” and “*History and Certain Corporate Matters*” on pages 159 and 311, and except as provided in the Articles of Association as detailed in “*Main Provisions of the Articles of Association*” on page 622, there are no restrictions on transfers and transmission of Equity Shares and on their consolidation/splitting.

OFFER STRUCTURE

Offer of [●] equity shares of face value ₹ 2 each for cash at a price of ₹[●] per equity shares of face value ₹ 2 each aggregating to ₹[●] million comprising a Fresh Issue of [●] equity shares of face value ₹ 2 each aggregating up to ₹16,660.00 million by our Company and an Offer for Sale of up to 54,359,733 equity shares of face value ₹ 2 each aggregating to ₹[●] million by the Selling Shareholders, comprising an Offer for Sale of up to 46,814,458 equity shares of face value ₹ 2 each aggregating to ₹ [●] million by Corporate Selling Shareholders and up to 7,545,275 equity shares of face value ₹ 2 each aggregating to ₹ [●] million by Individual Selling Shareholders.

The Offer comprises of a Net Offer of [●] equity shares of face value ₹ 2 each and Employee Reservation Portion of [●] equity shares of face value ₹ 2 each aggregating ₹ 30.00 million. The Employee Reservation Portion shall not exceed 5% of our post-Offer paid-up Equity Share capital. The Offer and the Net Offer shall constitute [●]% and [●]%, respectively, of the post-Offer paid-up Equity Share capital of our Company. A discount of up to 10% to the Offer Price (equivalent of ₹[●] per Equity Share) may be offered to Eligible Employees bidding in the Employee Reservation Portion in accordance with the SEBI ICDR Regulations and details of which will be announced at least two Working Days prior to the Bid / Offer Opening Date.

The Offer is being made through the Book Building Process, in compliance with Regulation 6(2) and Regulation 31 of the SEBI ICDR Regulations.

Particulars	Eligible Employees [#]	QIBs ⁽¹⁾	Non-Institutional Investors	Retail Individual Investors
Number of Equity Shares available for Allotment/allocation ⁽²⁾	Up to [●] equity shares of face value ₹ 2 each	Not less than [●] equity shares of face value ₹ 2 each	Not more than [●] equity shares of face value ₹ 2 each or Offer less allocation to QIBs and Retail Individual Investors	Not more than [●] equity shares of face value ₹ 2 each or Offer less allocation to QIBs and Non-Institutional Investors
Percentage of Offer Size available for Allotment or allocation	The Employee Reservation Portion shall constitute up to 5% of the post-Offer paid-up Equity Share capital of our Company.	Not less than 75% of the Net Offer size shall be available for allocation to QIBs. 5% of the Net QIB Category will be available for allocation proportionately to Mutual Funds only. Mutual Funds participating in the Mutual Fund Portion will also be eligible for allocation in the remaining balance Net QIB Category. The unsubscribed portion in the Mutual Fund Portion will be available for allocation to the Net QIB Category	Not more than 15% of the Net Offer or the Offer less allocation to QIBs and Retail Individual Investors, Eligible Employees in Employee Reservation Portion will be available for allocation. One-third of the Non-Institutional Category will be available for allocation to Bidders with an application size of more than ₹200,000 and up to ₹1,000,000 and two-thirds of the Non-Institutional Category will be available for allocation to Bidders with an application size of more than ₹1,000,000	Not more than 10% of the Net Offer or the Offer less allocation to Eligible Employees in Employee Reservation Portion, QIBs and Non-Institutional Investors will be available for allocation
Basis of Allotment if respective category is oversubscribed	Proportionate [#] ; unless the Employee Reservation Portion is undersubscribed, the value of allocation to an Eligible Employee shall not exceed ₹200,000 (net of Employee Discount). In the event of	Proportionate as follows (excluding the Anchor Investor Portion): (a) Up to [●] equity shares of face value ₹ 2 each shall be available for allocation on a proportionate	The allotment to each NII shall not be less than the minimum application size, subject to availability of Equity Shares in the Non-Institutional Category and the remaining available Equity Shares if any, shall be Allotted on a	The allotment to each Retail Individual Investor shall not be less than the minimum Bid lot subject to availability of Equity Shares in the Retail Category and the remaining available Equity Shares shall be

Particulars	Eligible Employees [#]	QIBs ⁽¹⁾	Non-Institutional Investors	Retail Individual Investors
	undersubscription in the Employee Reservation Portion, the unsubscribed portion may be allocated, on a proportionate basis, to Eligible Employees for a value exceeding ₹200,000 (net of Employee Discount), subject to total Allotment to an Eligible Employee not exceeding ₹500,000 (net of Employee Discount).	basis to Mutual Funds only; and (b) Up to [●] equity shares of face value ₹ 2 each shall be available for allocation on a proportionate basis to all QIBs, including Mutual Funds receiving allocation as per (a) above.	proportionate basis, subject to: (a) One-third of the Non-Institutional Category will be available for allocation to Bidders with an application size of more than ₹200,000 and up to ₹1,000,000; and (b) Two-thirds of the Non-Institutional Category will be available for allocation to Bidders with an application size of more than ₹1,000,000.	allocated on a proportionate basis. See “Offer Procedure” on page 602
Mode of Bidding	ASBA Process only (including the UPI Mechanism)	ASBA process only (excluding UPI Mechanism) (except in case of Anchor Investors) [^]	ASBA Process only (including the UPI Mechanism), to the extent of Bids up to ₹500,000	ASBA Process only (including the UPI Mechanism)
Minimum Bid	[●] equity shares of face value ₹ 2 each and in multiples of [●] equity shares of face value ₹ 2 each thereafter.	Such number of Equity Shares in multiples of [●] equity shares of face value ₹ 2 each so that the Bid Amount exceeds ₹200,000	Such number of Equity Shares in multiples of [●] equity shares of face value ₹ 2 each so that the Bid Amount exceeds ₹200,000	[●] equity shares of face value ₹ 2 each and in multiples of [●] equity shares of face value ₹ 2 each thereafter
Maximum Bid	Such number of Equity Shares in multiples of [●] equity shares of face value ₹ 2 each, so that the maximum Bid Amount by each Eligible Employee in Eligible Employee Portion does not exceed ₹500,000 less Employee Discount.	Such number of Equity Shares in multiples of [●] equity shares of face value ₹ 2 each so that the Bid does not exceed the Offer size (excluding the Anchor Category), subject to applicable limits	Such number of Equity Shares in multiples of [●] equity shares of face value ₹ 2 each so that the Bid does not exceed the Offer size (excluding the QIB Category), subject to applicable limits	Such number of Equity Shares in multiples of [●] equity shares of face value ₹ 2 each so that the Bid Amount does not exceed ₹200,000
Mode of Allotment	Compulsorily in dematerialised form			
Bid Lot	[●] equity shares of face value ₹ 2 each and in multiples of [●] equity shares of face value ₹ 2 each thereafter			
Allotment Lot	[●] equity shares of face value ₹ 2 each and in multiples of one Equity Share thereafter			
Trading Lot	One Equity Share			
Who can Apply ⁽³⁾	Eligible Employees	Public financial institutions specified in Section 2(72) of the Companies Act 2013, FPIs registered with SEBI (other than individuals, corporate bodies and family offices), scheduled	Resident Indian individuals, HUFs (in the name of Karta), companies, corporate bodies, Eligible NRIs, scientific institutions, societies and trusts and FPIs who are individuals, corporate	Resident Indian individuals, HUFs (in the name of the Karta) and Eligible NRIs

Particulars	Eligible Employees [#]	QIBs ⁽¹⁾	Non-Institutional Investors	Retail Individual Investors
		commercial banks, mutual funds registered with SEBI, venture capital funds registered with the SEBI, FVCIs, Alternative Investment Funds, multilateral and bilateral development financial institutions, state industrial development corporations, NBFC-SI, insurance companies registered with the Insurance Regulatory and Development Authority, provident funds with a minimum corpus of ₹250 million, pension funds with a minimum corpus of ₹250 million registered with the Pension Fund Regulatory and Development Authority, the National Investment Fund set up by resolution F. No. 2/3/2005-DD-II dated November 23, 2005 of the GoI, published in the Gazette of India, insurance funds set up and managed by the army, navy, or air force of the Union of India and insurance funds set up and managed by the Department of Posts, India	bodies and family offices which are re-categorised as category II FPI (as defined in the SEBI FPI Regulations) and registered with SEBI	
Terms of Payment		<p>In case of Anchor Investors: Full Bid Amount shall be payable by the Anchor Investors at the time of submission of their Bids⁽⁴⁾</p> <p>In case of all other Bidders: Full Bid Amount shall be blocked by the SCSBs in the bank account of the Bidders, or by the Sponsor Bank(s) through the UPI Mechanism (other than Anchor Investors) that is specified in the Bid cum Application Form at the time of the submission of the Bid cum Application Form</p>		

[^]Assuming full subscription in the Offer.

[#]Eligible Employees Bidding in the Employee Reservation Portion can Bid up to a Bid Amount of ₹500,000 (net of Employee Discount). However, a Bid by an Eligible Employee in the Employee Reservation Portion will be considered for allocation, in the first instance, for a Bid Amount of up to ₹200,000 (net of Employee Discount). In the event of under-subscription in the Employee Reservation Portion the unsubscribed portion will be available for allocation and Allotment, proportionately to all Eligible Employees who have Bid in excess of ₹200,000 (net of Employee Discount), subject to the maximum value of Allotment made to such Eligible Employee not exceeding ₹500,000 (net of Employee Discount). Further, an Eligible Employee Bidding in the Employee Reservation Portion can also Bid in the Net Offer and such Bids will not be treated as multiple Bids subject to applicable limits. The undersubscribed portion, if any, in the Employee Reservation Portion shall be added back to the Net Offer. In case of undersubscription in the Net Offer, spill-over to the extent of such under-subscription shall be permitted from the Employee Reservation Portion.

⁽¹⁾ Our Company may, in consultation with the BRLMs, allocate up to 60% of the QIB Category to Anchor Investors at the price at the Anchor Investor Allocation Price, on a discretionary basis, subject to there being (i) a maximum of two Anchor Investors, where allocation in the

Anchor Investor Portion is up to ₹100 million, (ii) minimum of two and maximum of 15 Anchor Investors, where the allocation under the Anchor Investor Portion is more than ₹100 million but up to ₹2,500 million under the Anchor Investor Portion, subject to a minimum Allotment of ₹50 million per Anchor Investor, and (iii) in case of allocation above ₹2,500 million under the Anchor Investor Portion, a minimum of five such investors and a maximum of 15 Anchor Investors for allocation up to ₹2,500 million, and an additional 10 Anchor Investors for every additional ₹2,500 million or part thereof will be permitted, subject to minimum allotment of ₹50 million per Anchor Investor. An Anchor Investor will make a minimum Bid of such number of Equity Shares, that the Bid Amount is at least ₹100 million. One-third of the Anchor Investor Portion will be reserved for domestic Mutual Funds, subject to valid Bids being received at or above the Anchor Investor Allocation Price.

- (2) This Offer is being made in accordance with Rule 19(2)(b) of the SCRR, through the Book Building Process, in compliance with Regulation 6(2) of the SEBI ICDR Regulations, wherein not less than 75% of the Net Offer will be available for allocation to QIBs on a proportionate basis, provided that the Anchor Investor Portion may be allocated on a discretionary basis. Further, not more than 15% of the Net Offer will be available for allocation to Non-Institutional Investors, of which one-third of the Non-Institutional Category will be available for allocation to Bidders with an application size of more than ₹200,000 and up to ₹1,000,000 and two-thirds of the Non-Institutional Category will be available for allocation to Bidders with an application size of more than ₹1,000,000 and under-subscription in either of these two sub-categories of Non-Institutional Category may be allocated to Bidders in the other sub-category of Non-Institutional Category in accordance with SEBI ICDR Regulations, subject to valid Bids being received at or above the Offer Price. The allocation to each Non-Institutional Investor shall not be less than the minimum application size, subject to availability of Equity Shares in the Non-Institutional Category and the remaining available Equity Shares, if any, shall be allocated on a proportionate basis in accordance with the conditions specified in this regard in Schedule XIII of the SEBI ICDR Regulations. Further, not more than 10% of the Net Offer will be available for allocation to Retail Individual Investors in accordance with SEBI ICDR Regulations, subject to valid Bids being received at or above the Offer Price. Under-subscription, if any, in any category, except the QIB Category, would be met with spill-over from any other category or categories, as applicable, at the discretion of our Company in consultation with the BRLMs and the Designated Stock Exchange, subject to valid Bids being received at or above the Offer Price and in accordance with applicable laws. Under-subscription, if any, in the Net QIB Category will not be allowed to be met with spill-over from other categories or a combination of categories.
- (3) If the Bid is submitted in joint names, the Bid cum Application Form should contain only the name of the First Bidder whose name should also appear as the first holder of the depository account held in joint names. The signature of only the First Bidder would be required in the Bid cum Application Form and such First Bidder would be deemed to have signed on behalf of the joint holders.
- (4) Full Bid Amount shall be payable by the Anchor Investors at the time of submission of the Bid cum Application Form, provided that any difference between the price at which Equity Shares are allocated to the Anchor Investors and the Anchor Investor Offer Price, shall be payable by the Anchor Investor Pay-in Date as mentioned in the CAN.

Eligible Employees bidding in the Employee Reservation Portion at a price within the Price Band can make payment based on Bid Amount, at the time of making a Bid. Eligible Employees bidding in the Employee Reservation Portion at the Cut-Off Price have to ensure payment at the Cap Price, at the time of making a Bid.

Bidders will be required to confirm and will be deemed to have represented to our Company, the Selling Shareholders, the Underwriters, their respective directors, officers, agents, affiliates and representatives that they are eligible under applicable law, rules, regulations, guidelines and approvals to acquire the Equity Shares.

Our Company is required under the FEMA Rules to be Indian "owned and controlled" and among other restrictions, the total foreign investment in our Company shall, at all times, be up to 49.50% of the total shareholding and voting rights of our Company post listing of Equity Shares of our Company. Our Shareholders, pursuant to their resolution April 25, 2022, have approved that the total foreign investment in our Company shall, at all times be up to 49.50% of the total shareholding and voting rights of our Company post listing of Equity Shares of our Company. In view of the above, allocation in the Offer shall be subject to a ceiling on the allocation or Allotment to non-resident investors, such that the total foreign investment in our shall, at all times, be up to 49.50% of the total shareholding and voting rights of our Company post listing of Equity Shares of our Company.

OFFER PROCEDURE

All Bidders should read the general information document for investing in public issues prepared and issued in accordance with the circular (SEBI/HO/CFD/DIL1/CIR/P/2020/37) dated March 17, 2020 issued by the SEBI and the UPI Circulars (the “**General Information Document**”), which highlights the key rules, processes and procedures applicable to public issues in general in accordance with the provisions of the Companies Act 2013, the SCRA, the SCRR and the SEBI ICDR Regulations which is part of the abridged prospectus accompanying the Bid cum Application Form. The General Information Document is available on the websites of the Stock Exchanges and the BRLMs. Please refer to the relevant provisions of the General Information Document which are applicable to the Offer. For details of filing of this Red Herring Prospectus, this Red Herring Prospectus and the Prospectus, see “**General Information – Filing of the Draft Red Herring Prospectus, this Red Herring Prospectus and Prospectus**” on page 149.

Additionally, all Bidders may refer to the General Information Document for information in relation to (i) category of investors eligible to participate in the Offer; (ii) maximum and minimum Bid size; (iii) price discovery and allocation; (iv) payment instructions for ASBA Bidders; (v) issuance of Confirmation of Allocation Note (“**CAN**”) and Allotment in the Offer; (vi) general instructions (limited to instructions for completing the Bid cum Application Form); (vii) designated date; (viii) disposal of applications; (ix) submission of Bid cum Application Form; (x) other instructions (limited to joint bids in cases of individual, multiple bids and instances when an application would be rejected on technical grounds); (xi) applicable provisions of Companies Act 2013 relating to punishment for fictitious applications; (xii) mode of making refunds; and (xiii) interest in case of delay in Allotment or refund.

SEBI through its circular (SEBI/HO/CFD/DIL2/CIR/P/2018/138) dated November 1, 2018 as amended from time to time, including pursuant to circular (SEBI/HO/CFD/DIL2/CIR/P/2019/50) dated April 3, 2019 (“**UPI Circular**”) introduced an alternate payment mechanism using Unified Payments Interface (“**UPI**”) and consequent reduction in timelines for listing in a phased manner. UPI has been introduced in a phased manner as a payment mechanism with the ASBA for applications by Retail Individual Investors through intermediaries from January 1, 2019. The UPI Mechanism for Retail Individual Investors applying through Designated Intermediaries, in phase I, was effective along with the prior process and timeline of T+6 days (“**UPI Phase I**”), until June 30, 2019. Subsequently, for applications by Retail Individual Investors through Designated Intermediaries, the process of physical movement of forms from Designated Intermediaries to Self-Certified Syndicate Banks (“**SCSBs**”) for blocking of funds has been discontinued and Retail Individual Investors (“**RIIs**”) submitting their ASBA Forms through Designated Intermediaries (other than SCSBs) can only use UPI Mechanism with timeline of T+6 days until further notice pursuant to SEBI circular SEBI/HO/CFD/DIL2/CIR/P/2020/50 dated March 30, 2020 (“**UPI Phase II**”). The final reduced timeline of T+3 days for the UPI Mechanism for applications by UPI Bidders (“**UPI Phase III**”) and modalities of the implementation of UPI Phase III was notified by SEBI vide its circular no. SEBI/HO/CFD/TPD1/CIR/P/2023/140 dated August 9, 2023 and made effective on a voluntary basis for all issues opening on or after September 1, 2023 and on a mandatory basis for all issues opening on or after December 1, 2023 (“**T+3 Notification**”). Accordingly, the Offer will be undertaken pursuant to the processes and procedures under UPI Phase III on mandatory basis, subject to any circulars, clarification or notification issued by the SEBI pursuant to the T+3 Notification.

The Offer being made under UPI Phase III, will be advertised in all editions of the English national daily newspaper, The Financial Express, all editions of the Hindi national daily newspaper, Jansatta and Pune edition of the Marathi daily newspaper, Loksatta (Marathi being the regional language of Maharashtra, India, where our Registered and Corporate Office is located) on or prior to the Bid/Offer Opening Date and such advertisement shall also be made available to the Stock Exchanges for the purpose of uploading on their websites. Further, SEBI vide its circular (SEBI/HO/CFD/DIL2/CIR/P/2021/2480/1/M) dated March 16, 2021, as amended by circular (SEBI/HO/CFD/DIL2/P/CIR/2021/570) dated June 2, 2021, and circular (SEBI/HO/CFD/DIL2/CIR/P/2022/51) dated April 20, 2022, has introduced certain additional measures for streamlining the process of initial public offers and redressing investor grievances. The provisions of these circulars are deemed to form part of this Red Herring Prospectus. Furthermore, SEBI vide its circular (SEBI/HO/CFD/DIL2/CIR/P/2022/45) dated April 5, 2022, has mandated all individual investors Bidding in the Offer up to ₹ 500,000 to use the UPI Mechanism for submitting their Bids with (a) a Syndicate Member; (b) a Registered Broker at the Broker Centre; (c) a Collecting Depository Participant; and (d) the Registrar to the Offer. Further, for all initial public offerings opening on or after September 1, 2022, as specified in SEBI vide its circular no. SEBI/HO/CFD/DIL2/P/CIR/2022/75 dated May 30, 2022, the ASBA applications in public issues shall be processed only after the application monies are blocked in the investor’s bank accounts.

Our Company, each of the Selling Shareholders and the members of the Syndicate do not accept any responsibility for the completeness and accuracy of the information stated in this section and are not liable for any amendment, modification or change in the applicable law, which may occur after the date of this Red Herring Prospectus. Bidders are advised to make their independent investigations and ensure that their Bids are submitted in accordance with applicable laws and do not exceed the investment limits or maximum number of Equity Shares that can be held by them under applicable laws or as specified in this Red Herring Prospectus and the Prospectus.

Further, our Company, each of the Selling Shareholders and the members of the Syndicate do not accept any responsibility for any adverse occurrences consequent to the implementation of the UPI Mechanism for application in the Offer.

Pursuant to circular no. NSDL/CIR/II/28/2023 dated August 8, 2023 issued by NSDL and circular no. CDSL/OPS/RTA/POLCY/2023/161 dated August 8, 2023 issued by CDSL, our Company may request the Depositories to suspend/ freeze the ISIN in depository system till listing/ trading effective date. Pursuant to the aforementioned circulars, our Company may request the Depositories to suspend/ freeze the ISIN in depository system from or around the date of the Red Herring Prospectus till the listing and commencement of trading of our Equity Shares. The shareholders who intend to transfer the pre-Offer shares may request our Company and/ or the Registrar for facilitating transfer of shares under suspended/ frozen ISIN by submitting requisite documents to our Company and/ or the Registrar. Our Company and/ or the Registrar would then send the requisite documents along with applicable stamp duty and corporate action charges to the respective depository to execute the transfer of shares under suspended ISIN through corporate action. The transfer request shall be accepted by the Depositories from our Company till one day prior to Bid/ Offer Opening Date.

Book Building Process

The Offer is being made in terms of Rule 19(2)(b) of the SCRR, through the Book Building Process in compliance with Regulation 6(2) of the SEBI ICDR Regulations, wherein not less than 75% of the Net Offer shall be available for allocation to QIBs on a proportionate basis, provided that our Company, in consultation with the BRLMs, may allocate up to 60% of the QIB Category to Anchor Investors on a discretionary basis in accordance with the SEBI ICDR Regulations, of which one-third shall be reserved for domestic Mutual Funds, subject to valid Bids being received from them at or above the Anchor Investor Allocation Price. In case of under-subscription or non-allocation in the Anchor Investor Portion, the remaining Equity Shares will be added back to the Net QIB Category. Further, 5% of the Net QIB Category shall be available for allocation on a proportionate basis to Mutual Funds only, and the remainder of the Net QIB Category shall be available for allocation on a proportionate basis to all QIBs, including Mutual Funds, subject to valid Bids being received at or above the Offer Price. Further, not more than 15% of the Net Offer shall be available for allocation to Non-Institutional Investors of which one-third of the Non-Institutional Category will be available for allocation to Bidders with an application size of more than ₹200,000 and up to ₹1,000,000 and two-thirds of the Non-Institutional Category will be available for allocation to Bidders with an application size of more than ₹1,000,000 and under-subscription in either of these two sub-categories of Non-Institutional Category may be allocated to Bidders in the other sub-category of Non-Institutional Category. The allocation to each Non-Institutional Investor shall not be less than the minimum application size, subject to availability of Equity Shares in the Non-Institutional Category and the remaining available Equity Shares, if any, shall be allocated on a proportionate basis in accordance with the conditions specified in this regard in Schedule XIII of the SEBI ICDR Regulations. Further, not more than 10% of the Net Offer shall be available for allocation to Retail Individual Investors in accordance with the SEBI ICDR Regulations, subject to valid Bids being received at or above the Offer Price. Further, up to [●] equity shares of face value ₹ 2 each, aggregating up to ₹ 30.00 million shall be made available for allocation on a proportionate basis only to Eligible Employees Bidding in the Employee Reservation Portion, subject to valid Bids being received at or above the Offer Price, if any. The Employee Reservation Portion bid shall not exceed 5% of our post -Offer paid-up equity share capital subject to valid Bids having been received at or above the Offer Price, net of Employee Discount.

Under-subscription, if any, in any category, except the QIB Category, would be allowed to be met with spill-over from any other category or categories, as applicable, at the discretion of our Company in consultation with the BRLMs and the Designated Stock Exchange, subject to receipt of valid Bids received at or above the Offer Price. Under-subscription, if any, in the Net QIB Category, will not be allowed to be met with spill-over from any other category or a combination of categories. In the event of an under-subscription in the Employee Reservation Portion post the initial Allotment, such unsubscribed portion may be Allotted on a proportionate basis to Eligible Employees Bidding in the Employee Reservation Portion, for a value in excess of ₹200,000 (net of Employee

Discount), subject to the total Allotment to an Eligible Employee not exceeding ₹500,000 (net of Employee Discount).

The Equity Shares, on Allotment, shall be traded only in the dematerialized segment of the Stock Exchanges.

Bidders should note that the Equity Shares will be Allotted to all successful Bidders only in dematerialized form. The Bid cum Application Forms which do not have the details of the Bidders' depository account, including DP ID, Client ID and PAN, and UPI ID (for UPI Bidders), shall be treated as incomplete and will be rejected. Bidders will not have the option of being Allotted Equity Shares in physical form. However, they may get the Equity Shares rematerialized subsequent to Allotment of the Equity Shares in the Offer, subject to applicable laws.

Investors must ensure that their PAN is linked with Aadhaar and are in compliance with the notification dated February 13, 2020 issued by the Central Board of Direct Taxes and the press release dated June 25, 2021, September 17, 2021 and March 28, 2023 and any subsequent press releases in this regard.

Bid cum Application Form

Copies of the Bid cum Application Form (other than for Anchor Investors) and the abridged prospectus will be available with the Designated Intermediaries at relevant Bidding Centres and at our Registered and Corporate Office. The Bid cum Application Forms will also be available for download on the websites of NSE (www.nseindia.com) and the BSE (www.bseindia.com) at least one day prior to the Bid/Offer Opening Date.

For Anchor Investors, the Bid cum Application Forms will be available at the offices of the BRLMs.

All Bidders (other than Anchor Investors) must compulsorily use the ASBA process to participate in the Offer. Anchor Investors are not permitted to participate in this Offer through the ASBA process.

Bidders (other than Anchor Investors and UPI Bidders) must provide bank account details and authorisation by the ASBA account holder to block funds in their respective ASBA Accounts in the relevant space provided in the ASBA Form and the ASBA Form that does not contain such detail are liable to be rejected.

UPI Bidders must provide the UPI ID in the relevant space provided in the ASBA Form. ASBA Forms for such UPI Bidders, that do not contain the UPI ID are liable to be rejected. UPI Bidders may also apply through the SCSBs and mobile applications using the UPI handles as provided on the website of SEBI.

Further, ASBA Bidders shall ensure that the Bids are submitted at the Bidding Centres only on ASBA Forms bearing the stamp of a Designated Intermediary (except in case of electronic Bid cum Application Forms) and ASBA Forms not bearing such specified stamp maybe liable for rejection. UPI Bidders, shall submit their ASBA Forms with the Syndicate, Sub-Syndicate members, Registered Brokers, RTAs or CDPs. UPI Bidders authorising an SCSB to block the Bid Amount in the ASBA Account may submit their ASBA Forms with the SCSBs. Bidders, using the ASBA process to participate in the Offer, must ensure that the ASBA Account has sufficient credit balance such that an amount equivalent to the full Bid Amount can be blocked therein.

For all initial public offerings opening on or after September 1, 2022, as specified by SEBI, pursuant to its circular no. SEBI/HO/CFD/DIL2/P/CIR/2022/75 dated May 30, 2022, the ASBA applications in public issues shall be processed only after the application monies are blocked in the investor's bank accounts. Stock Exchanges shall accept the ASBA applications in their electronic book building platform only with a mandatory confirmation on the application monies blocked. This circular is applicable for all ASBA Bidders and also for all modes through which the applications are processed.

The prescribed colours of the Bid cum Application Forms for various categories is as follows:

Category	Colour of Bid cum Application Form⁽¹⁾
Resident Indians including resident QIBs, Non-Institutional Investors, Retail Individual Investors and Eligible NRIs applying on a non-repatriation basis ⁽²⁾	White
Non-Residents including FPIs, Eligible NRIs applying on a repatriation basis, FVCIs and registered bilateral and multilateral institutions ⁽²⁾	Blue
Anchor Investors ⁽³⁾	White
Eligible Employees Bidding in the Employee Reservation Portion ⁽⁴⁾	Green

⁽¹⁾ Excluding electronic Bid cum Application Forms

⁽²⁾ Electronic Bid cum Application forms will also be available for download on the website of NSE (www.nseindia.com) and the BSE (www.bseindia.com)

⁽³⁾ Bid cum Application Forms for Anchor Investors will be made available at the office of the BRLMs

⁽⁴⁾ Bid cum Application Forms for Eligible Employees will be available only at our branches and offices in India.

The Equity Shares offered in the Offer have not been and will not be registered under the U.S. Securities Act or any state securities laws in the United States and, unless so registered, may not be offered or sold within the United States, except pursuant to an exemption from, or in a transaction not subject to, the registration requirements of the U.S. Securities Act and applicable state securities laws. Accordingly, the Equity Shares are only being offered and sold (i) within the United States only to persons reasonably believed to be “qualified institutional buyers” (as defined in Rule 144A under the U.S. Securities Act and referred to in this Red Herring Prospectus as “U.S. QIBs”) pursuant to Section 4(a) of the U.S. Securities Act, or (ii) outside the United States in “offshore transactions” as defined in and in compliance with Regulation S under the U.S. Securities Act and the applicable laws of the jurisdiction where those offers and sales are made. For the avoidance of doubt, the term “U.S. QIBs” does not refer to a category of institutional investors defined under applicable Indian regulations and referred to in this Red Herring Prospectus as “QIBs”. The Equity Shares have not been and will not be registered, listed or otherwise qualified in any other jurisdiction outside India and may not be offered or sold, and Bids may not be made by persons in any such jurisdiction, except in compliance with the applicable laws of such jurisdiction.

Designated Intermediaries (other than SCSBs) shall submit/deliver the Bid cum Application Forms (except ASBA Forms submitted by UPI Bidders) to the respective SCSB, where the Bidder has a bank account and shall not submit it to any non-SCSB bank or any Escrow Collection Bank. For UPI Bidders, the Stock Exchanges shall share the Bid details (including UPI ID) with the Sponsor Bank(s) on a continuous basis to enable the Sponsor Bank(s) to initiate a UPI Mandate Request to such UPI Bidders for blocking of funds. Designated Intermediaries (other than SCSBs) shall not accept any ASBA Form from a UPI Bidder who is not Bidding using the UPI Mechanism.

Stock Exchanges shall validate the electronic bids with the records of the depository for DP ID/Client ID and PAN, on a real time basis through API integration and bring inconsistencies to the notice of the relevant Designated Intermediaries, for rectification and re-submission within the time specified by Stock Exchanges. Stock Exchanges shall allow modification of either DP ID/Client ID or PAN ID (but not both), bank code and location code in the Bid details already uploaded. For UPI Bidders, the Stock Exchanges shall share the Bid details (including UPI ID) with the Sponsor Bank(s) on a continuous basis through API integration to enable the Sponsor Bank(s) to initiate UPI Mandate Request to UPI Bidders for blocking of funds. The Sponsor Bank(s) shall initiate request for blocking of funds through NPCI to UPI Bidders, who shall accept the UPI Mandate Request for blocking of funds on their respective mobile applications associated with UPI ID linked bank account. The Sponsor Bank(s) will undertake a reconciliation of Bid responses received from Stock Exchanges and sent to NPCI and will also ensure that all the responses received from NPCI are sent to the Stock Exchanges platform with detailed error code and description, if any. Further, the Sponsor Bank(s) will undertake reconciliation of all Bid requests and responses throughout their lifecycle on daily basis and share reports with BRLMs in the format and within the timelines as specified under the UPI Circulars. Sponsor Bank(s) and issuer banks shall download UPI settlement files and raw data files from the NPCI portal after every settlement cycle and do a three-way reconciliation with Banks UPI switch data, CBS data and UPI raw data.

Electronic registration of Bids

- (a) The Designated Intermediaries may register the Bids using the online facilities of the Stock Exchanges. The Designated Intermediaries can also set up facilities for offline electronic registration of Bids, subject to the condition that they may subsequently upload the offline data file into the online facilities for Book Building on a regular basis before the closure of the Offer.
- (b) On the Bid/Offer Closing Date, the Designated Intermediaries may upload the Bids till such time as may be permitted by the Stock Exchanges and as disclosed in this Red Herring Prospectus.
- (c) Only Bids that are uploaded on the Stock Exchanges Platform are considered for allocation/Allotment. The Designated Intermediaries are given till 1:00 pm on the next Working Day following the Bid/Offer Closing Date to modify select fields uploaded in the Stock Exchange Platform during the Bid/Offer Period after which the Stock Exchange(s) send the bid information to the Registrar to the Offer for further processing.

Participation by Book Running Lead Managers, associates and affiliates of the Book Running Lead Managers and the Syndicate Members and the persons related to Book Running Lead Managers and the Syndicate Members

The BRLMs and the Syndicate Members shall not be allowed to purchase the Equity Shares in any manner, except towards fulfilling their respective underwriting obligations. However, the respective associates and affiliates of the BRLMs and the Syndicate Members may purchase Equity Shares in the Offer, either in the QIB Category or in the Non-Institutional Category as may be applicable to such Bidders, and such subscription may be on their own account or on behalf of their clients. All categories of investors, including respective associates or affiliates of the BRLMs and Syndicate Members, shall be treated equally for the purpose of allocation to be made on a proportionate basis.

The BRLMs and any associates of the BRLMs (except for Mutual Funds sponsored by entities which are associates of the BRLMs or insurance companies promoted by entities which are associates of the BRLMs or AIFs which are sponsored by entities that are associates of the BRLMs or FPIs (other than individuals, corporate bodies and family offices) which are associates of the BRLMs or pension funds registered with the Pension Fund Regulatory and Development Authority established under sub-section (1) of section 3 of the Pension Fund Regulatory and Development Authority Act, 2013 sponsored by entities which are associate of the BRLMs) shall not apply in the Offer under the Anchor Investor Portion. For details, see “- *Bids by Anchor Investors*” below. An Anchor Investor shall be deemed to be an associate of the BRLMs, if: (a) either of them controls, directly or indirectly through its subsidiary or holding company, not less than 15% of the voting rights in the other; or (b) either of them, directly or indirectly, by itself or in combination with other persons, exercises control over the other; or (c) there is a common director, excluding a nominee director, amongst the Anchor Investor and the BRLMs.

Bids by Mutual Funds

With respect to Bids by Mutual Funds, a certified copy of their SEBI registration certificate must be lodged with the Bid cum Application Form. Failing this, our Company in consultation with the BRLMs, reserve the right to reject any Bid without assigning any reason thereof. Bids made by asset management companies or custodians of Mutual Funds shall specifically state names of the concerned schemes for which such Bids are made.

In case of a Mutual Fund, a separate Bid may be made in respect of each scheme of a Mutual Fund registered with the SEBI and such Bids in respect of more than one scheme of a Mutual Fund will not be treated as multiple Bids, provided that such Bids clearly indicate the scheme for which the Bid is submitted.

No Mutual Fund scheme shall invest more than 10% of its net asset value in equity shares or equity related instruments of any single company provided that the limit of 10% shall not be applicable for investments in case of index funds or sector or industry specific scheme. No Mutual Fund under all its schemes should own more than 10% of any company's paid-up share capital carrying voting rights.

Bids by Eligible Non-Resident Indians

Eligible NRIs may obtain copies of ASBA Form from the offices of the Designated Intermediaries. Only Bids accompanied by payment in Indian Rupees or freely convertible foreign exchange will be considered for Allotment. Eligible NRIs applying on a repatriation basis should authorise their SCSBs or confirm or accept the UPI Mandate Request (in case of UPI Bidders) to block their Non-Resident External (“**NRE**”) accounts, or Foreign Currency Non-Resident (“**FCNR**”) accounts, and Eligible NRIs Bidding on a non-repatriation basis should authorise their SCSBs or confirm or accept the UPI Mandate Request (in case of UPI Bidders) to block their Non-Resident Ordinary (“**NRO**”) accounts for the full Bid amount, at the time of submission of the ASBA Form. NRIs applying in the Offer through the UPI Mechanism are advised to enquire with the relevant bank, whether their account is UPI linked, prior to submitting a ASBA Form.

In accordance with the FEMA rules, the total holding by any individual NRI, on a repatriation basis, shall not exceed 5% of the total paid-up equity capital on a fully diluted basis or shall not exceed 5% of the paid-up value of each series of debentures or preference shares or share warrants issued by an Indian company and the total holdings of all NRIs and OCIs put together shall not exceed 10% of the total paid-up equity capital on a fully diluted basis or shall not exceed 10% of the paid-up value of each series of debentures or preference shares or share warrant. Provided that the aggregate ceiling of 10% may be raised to 24% if a special resolution to that effect is passed by the general body of the Indian company.

Eligible NRIs Bidding on a repatriation basis are advised to use the Bid cum Application Form meant for Non-Residents (Blue in colour).

Participation of Eligible NRI(s) in the Offer shall be subjected to the FEMA Rules.

Eligible NRIs Bidding on non-repatriation basis are advised to use the Bid cum Application Form for residents (White in colour).

For details of restrictions on investment by NRIs, see “*Restrictions on Foreign Ownership of Indian Securities*” on page 620.

Bids by Hindu Undivided Family

Bids by Hindu Undivided Families or HUFs, should be made in the individual name of the Karta. The Bidder should specify that the Bid is being made in the name of the HUF in the Bid cum Application Form/Application Form as follows: “Name of sole or first Bidder: XYZ Hindu Undivided Family applying through XYZ, where XYZ is the name of the Karta”. Bids/Applications by HUFs will be considered at par with Bids/Applications from individuals.

Bids by Eligible Employees

The Bid must be for a minimum of [●] equity shares of face value ₹ 2 each and in multiples of [●] equity shares of face value ₹ 2 each thereafter so as to ensure that the Bid Amount payable by the Eligible Employee does not exceed ₹500,000 (net of Employee Discount) on a net basis. However, the initial allocation to an Eligible Employee in the Employee Reservation Portion shall not exceed ₹200,000 (net of Employee Discount). Allotment in the Employee Reservation Portion will be as detailed in the section “*Offer Structure*” beginning on page 598.

However, Allotments to Eligible Employees in excess of ₹200,000 (net of Employee Discount, if any) shall be considered on a proportionate basis, in the event of under-subscription in the Employee Reservation Portion, subject to the total Allotment to an Eligible Employee not exceeding ₹500,000 (net of Employee Discount). Subsequent under-subscription, if any, in the Employee Reservation Portion shall be added back to the Net Offer. Eligible Employees Bidding in the Employee Reservation Portion may Bid at the Cut-off Price.

Bids under the Employee Reservation Portion by Eligible Employees shall be:

- Made only in the prescribed Bid cum Application Form or Revision Form.
- Only Eligible Employees (excluding such other persons not eligible under applicable laws, rules, regulations and guidelines) would be eligible to apply in this Offer under the Employee Reservation Portion.
- In case of joint bids, the sole/ first Bidder shall be the Eligible Employee.
- Bids by Eligible Employees may be made at Cut-off Price.
- Only those Bids, which are received at or above the Offer Price, net of Employee Discount, would be considered for allocation under this portion.
- The Bids must be for a minimum of [●] equity shares of face value ₹ 2 each and in multiples of [●] equity shares of face value ₹ 2 thereafter so as to ensure that the Bid Amount payable by the Eligible Employee subject to a maximum Bid Amount of ₹500,000 on a net basis.
- Eligible Employees bidding in the Employee Reservation Portion can Bid through the UPI mechanism
- If the aggregate demand in this portion is less than or equal to [●] equity shares of face value ₹ 2 each at or above the Offer Price, full allocation shall be made to the Eligible Employees to the extent of their demand.
- Bids by Eligible Employees in the Employee Reservation Portion and in the Net Offer portion shall not be treated as multiple Bids. Our Company reserves the right to reject, in its absolute discretion, all or any

multiple Bids in any or all categories.

- Eligible Employees should mention their employee number at the relevant place in the Bid cum Application Form or Revision Form.

In the event of under-subscription in the Employee Reservation Portion, the unsubscribed portion will be available for allocation and Allotment, proportionately to all Eligible Employees who have Bid in excess of ₹200,000, subject to the maximum value of Allotment made to such Eligible Employee not exceeding ₹500,000.

Bids by Foreign Portfolio Investors

In case of Bids made by FPIs, a certified copy of the certificate of registration issued under the SEBI FPI Regulations is required to be attached to the Bid cum Application Form, failing which our Company in consultation with the BRLMs, reserve the right to reject any Bid without assigning any reason. FPIs who wish to participate in the Offer are advised to use the Bid cum Application Form for Non-Residents (Blue in colour).

In terms of the FEMA Rules and Securities and Exchange Board of India (Foreign Portfolio Investor) Regulations 2019 (“**SEBI FPI Regulations**”), investment in the Equity Shares by a single FPI or an investor group (which means multiple entities registered as foreign portfolio investors and directly and indirectly having common ownership of more than 50% or common control) shall be below 10% of our post-Offer equity share capital. In case the total holding of an FPI or investor group increases beyond 10% of the total paid-up equity capital of our Company, on a fully diluted basis or 10% or more of the paid-up value of any series of debentures or preference shares or share warrants issued that may be issued by our Company, the total investment made by the FPI or investor group will be re-classified as FDI subject to the conditions as specified by SEBI and the RBI in this regard and our Company and the investor will be required to comply with applicable reporting requirements. Our Company is engaged in the “single brand product retail trading”, “manufacturing” and “cash and carry wholesale trading sectors” pursuant to which up to 51% foreign investment (for single brand product retailing not satisfying the relevant conditions) and up to 100% foreign investment (for manufacturing and cash and carry wholesale trading) is permitted without prior regulatory approval, subject to the satisfaction of certain conditions. However, our Subsidiaries, Digital Age and Merhaki are engaged in the “multi brand product retail trading” sector, which is subject to certain additional restrictions of foreign investment. These include, among others, a cap on foreign investment of up to 51% of the equity share capital, under the government approval route. Accordingly, our Company is required under the FEMA Rules to be Indian “owned and controlled” and among other restrictions, the total foreign investment in our Company shall, at all times, be up to 49.50% of the total shareholding and voting rights of our Company post listing of Equity Shares of our Company, in order to ensure our downstream investments are in compliance with FEMA Rules. Our Shareholders pursuant to their resolution, dated April 25, 2022, have approved that the total foreign investment in our Company shall, at all times be up to 49.50% of the total shareholding and voting rights of our Company post listing of Equity Shares of our Company. In terms of the FEMA Rules, for calculating the aggregate holding of FPIs in a company, holding of all registered FPIs shall be included.

SEBI, pursuant to its circular dated July 13, 2018, has directed that at the time of finalisation of the Basis of Allotment, the Registrar shall (i) use the PAN issued by the Income Tax Department of India for checking compliance for a single FPI; and (ii) obtain validation from Depositories for the FPIs who have invested in the Offer to ensure there is no breach of the investment limit, within the timelines for Offer procedure, as prescribed by SEBI from time to time.

Subject to compliance with all applicable Indian laws, rules, regulations, guidelines and approvals in terms of Regulation 21 of the SEBI FPI Regulations, an FPI is permitted to issue, subscribe to, or otherwise deal in offshore derivative instruments, directly or indirectly, only if it complies with the following conditions:

- (a) such offshore derivative instruments are issued only by persons registered as category I FPIs;
- (b) such offshore derivative instruments are issued only to persons eligible for registration as category I FPIs;
- (c) such offshore derivative instruments are issued after compliance with the ‘know your client’ norms as specified by SEBI; and
- (d) such other conditions as may be specified by SEBI from time to time.

An FPI is required to ensure that any transfer of an offshore derivative instruments issued by or on behalf of it, is subject to (a) the transfer being made to persons which fulfil the criteria provided under Regulation 21(1) of the SEBI FPI Regulations (as mentioned above from points (a) to (d)) and (b) prior consent of the FPI is obtained for

such transfer, except in cases, where the persons to whom the offshore derivative instruments are to be transferred, are pre-approved by the FPI.

Participation of FPIs in the Offer shall be subject to the FEMA Rules.

Further, Bids received from FPIs bearing the same PAN shall be treated as multiple Bids and are liable to be rejected, except for Bids from FPIs that utilize the multiple investment manager structure in accordance with the Operational Guidelines for Foreign Portfolio Investors and Designated Depository Participants which were issued in November 2019 to facilitate implementation of SEBI FPI Regulations (such structure “**MIM Structure**”) provided such Bids have been made with different beneficiary account numbers, Client IDs and DP IDs. Accordingly, it should be noted that multiple Bids received from FPIs, who do not utilize the MIM Structure, and bear the same PAN, are liable to be rejected. In order to ensure valid Bids, FPIs making multiple Bids using the same PAN, and with different beneficiary account numbers, Client IDs and DP IDs, are required to provide a confirmation along with each of their Bid cum Application Forms that the relevant FPIs making multiple Bids utilize the MIM Structure and indicate the names of their respective investment managers in such confirmation. In the absence of such confirmation from the relevant FPIs, such multiple Bids shall be rejected. Further, in the following cases, Bids by FPIs shall not be treated as multiple Bids: (i) FPIs which utilise the MIM Structure, indicating the name of their respective investment managers in such confirmation; (ii) offshore derivative instruments (“**ODI**”) which have obtained separate FPI registration for ODI and proprietary derivative investments; (iii) sub funds or separate class of investors with segregated portfolio who obtain separate FPI registration; (iv) FPI registrations granted at investment strategy level/sub fund level where a collective investment scheme or fund has multiple investment strategies/sub-funds with identifiable differences and managed by a single investment manager; (v) multiple branches in different jurisdictions of foreign bank registered as FPIs; (vi) Government and Government related investors registered as category I FPIs; and (vii) Entities registered as collective investment scheme having multiple share classes.

Bids by SEBI registered Alternative Investment Funds, Venture Capital Funds and Foreign Venture Capital Investors

The Securities and Exchange Board of India (Alternative Investment Funds) Regulations, 2012, as amended (the “**SEBI AIF Regulations**”) prescribe, amongst others, the investment restrictions on AIFs. Post the repeal of the Securities and Exchange Board of India (Venture Capital Funds) Regulations, 1996, the venture capital funds which have not re-registered as an AIF under the SEBI AIF Regulations shall continue to be regulated by the Securities and Exchange Board of India (Venture Capital Funds) Regulations, 1996 until the existing fund or scheme managed by the fund is wound up and such fund shall not launch any new scheme after the notification of the SEBI AIF Regulations. The Securities and Exchange Board of India (Foreign Venture Capital Investors) Regulations, 2000, as amended prescribe the investment restrictions on FVCIs.

The category I and II AIFs cannot invest more than 25% of their investible funds in one investee company. A category III AIF cannot invest more than 10% of its investible funds in one investee company. A VCF registered as a category I AIF, cannot invest more than one-third of its investible funds, in the aggregate, in certain specified instruments, including by way of subscription to an initial public offering of a venture capital undertaking. An FVCI can invest only up to 33.33% of its investible funds, in the aggregate, in certain specified instruments, which includes subscription to an initial public offering of a venture capital undertaking or an investee company (as defined under the SEBI AIF Regulations).

There is no reservation for Eligible NRI Bidders, AIFs, FPIs and FVCIs. All Bidders will be treated on the same basis with other categories for the purpose of allocation.

All Non-Resident investors should note that refunds (in case of Anchor Investors), dividends and other distributions, if any, will be payable in Indian Rupees only and net of bank charges and commission.

Our Company and the Book running Lead Managers will not be responsible for loss, if any, incurred by the Bidder on account of conversion of foreign currency.

Participation of AIFs, VCFs and FVCIs shall be subject to the FEMA Rules.

Bids by limited liability partnerships

In case of Bids made by limited liability partnerships registered under the Limited Liability Partnership Act, 2008, a certified copy of certificate of registration issued under the Limited Liability Partnership Act, 2008, must be attached to the Bid cum Application Form. Failing this, our Company in consultation with the BRLMs, reserve the right to reject any Bid without assigning any reason thereof.

Bids by banking companies

In case of Bids made by banking companies registered with RBI, certified copies of: (i) the certificate of registration issued by RBI, and (ii) the approval of such banking company's investment committee are required to be attached to the Bid cum Application Form, failing which our Company in consultation with the BRLMs, reserve the right to reject any Bid without assigning any reason therefor, subject to applicable law.

The investment limit for banking companies in non-financial services companies as per the Banking Regulation Act, 1949, as amended (the "**Banking Regulation Act**"), and Master Direction – Reserve Bank of India (Financial Services provided by Banks) Directions, 2016, as amended, is 10% of the paid-up share capital of the investee company or 10% of the bank's own paid-up share capital and reserves, whichever is lower. Further, the aggregate equity investments in subsidiaries and other entities engaged in financial and non-financial services, including overseas investments, cannot exceed 20% of the bank's paid-up share capital and reserves. However, a banking company may hold up to 30% of the paid-up share capital of the investee company with the prior approval of the RBI, provided that the investee company is engaged in non-financial activities in which banking companies are permitted to engage under the Banking Regulation Act or the additional acquisition is through restructuring of debt, or to protect the bank's interest on loans/investments made to a company.

Bids by Self Certified Syndicate Banks

SCSBs participating in the Offer are required to comply with the terms of the circular (CIR/CFD/DIL/12/2012) dated September 13, 2012 and circular (CIR/CFD/DIL/1/2013) dated January 2, 2013 issued by SEBI. Such SCSBs are required to ensure that for making applications on their own account using ASBA, they should have a separate account in their own name with any other SEBI registered SCSBs. Further, such account shall be used solely for the purpose of making application in public issues and clear demarcated funds should be available in such account for such Bids.

Bids by insurance companies

In case of Bids made by insurance companies registered with the IRDAI, a certified copy of certificate of registration issued by IRDAI must be attached to the Bid cum Application Form. Failing this, our Company in consultation with the BRLMs, reserve the right to reject any Bid without assigning any reason thereof. The exposure norms for insurers are prescribed under Regulation 9 of the Insurance Regulatory and Development Authority of India (Investment) Regulations, 2016 ("**IRDA Investment Regulations**"), and are based on investments in the equity shares of a company, the entire group of the investee company and the industry sector in which the investee company operates. Bidders are advised to refer to the IRDA Investment Regulations for specific investment limits applicable to them and shall comply with all applicable regulations, guidelines and circulars issued by IRDAI from time to time.

Bids by Systemically Important Non-Banking Financial Companies

In case of Bids made by NBFC-SI, a certified copy of the certificate of registration issued by the RBI, a certified copy of its last audited financial statements on a standalone basis and a net worth certificate from its statutory auditor(s), must be attached to the Bid cum Application Form. Failing this, our Company in consultation with the BRLMs, reserve the right to reject any Bid, without assigning any reason thereof. NBFC-SI participating in the Offer shall comply with all applicable regulations, guidelines and circulars issued by RBI from time to time.

The investment limit for NBFC-SI shall be as prescribed by RBI from time to time.

Bids under Power of Attorney

In case of Bids made pursuant to a power of attorney by limited companies, corporate bodies, registered societies, Eligible FPIs, AIFs, Mutual Funds, insurance companies, NBFC-SI, insurance funds set up by the army, navy or air force of India, insurance funds set up by the Department of Posts, India or the National Investment Fund and provident funds with a minimum corpus of ₹250 million (subject to applicable laws) and pension funds with a

minimum corpus of ₹250 million registered with the Pension Fund Regulatory and Development Authority, a certified copy of the power of attorney or the relevant resolution or authority, as the case may be, along with a certified copy of the memorandum of association and articles of association and/or bye laws must be lodged along with the Bid cum Application Form. Failing this, our Company in consultation with the BRLMs, reserve the right to accept or reject any Bid in whole or in part, in either case, without assigning any reason thereof.

Our Company and the Selling Shareholders in consultation with the BRLMs, in their absolute discretion, reserve the right to relax the above condition of simultaneous lodging of the power of attorney along with the Bid cum Application Form, subject to such terms and conditions that our Company in consultation with the BRLMs, may deem fit.

Bids by Limited Liability Partnerships

In case of Bids made by limited liability partnerships registered under the Limited Liability Partnership Act, 2008, a certified copy of certificate of registration issued under the Limited Liability Partnership Act, 2008, must be attached to the Bid cum Application Form. Failing this, our Company, in consultation with the BRLMs, reserve the right to reject any Bid without assigning any reason thereof.

Bids by Anchor Investors

Bidding for Anchor Investors will open one Working Day before the Bid/Offer Opening Date, and will be completed on the same day. Allocation to Anchor Investors is required to be completed on the Anchor Investor Bid / Offer Period. The number of Equity Shares allocated to Anchor Investors and the price at which the allocation will be made, is required to be made available in the public domain by the BRLMs before the Bid / Offer Opening Date, through intimation to the Stock Exchanges.

Further, an Anchor Investor shall be deemed to be an “associate of the BRLM” if: (i) either of them controls, directly or indirectly through its subsidiary or holding company, not less than 15% of the voting rights in the other; or (ii) either of them, directly or indirectly, by itself or in combination with other persons, exercises control over the other; or (iii) there is a common director, excluding nominee director, amongst the Anchor Investors and the BRLMs.

Bids by provident funds/pension funds

In case of Bids made by provident funds/pension funds, subject to applicable laws, with minimum corpus of ₹250 million, a certified copy of certificate from a chartered accountant certifying the corpus of the provident fund/pension fund must be attached to the Bid cum Application Form. Failing this, our Company in consultation with the BRLMs, reserve the right to reject any Bid, without assigning any reason therefor.

The above information is given for the benefit of the Bidders. Our Company, Selling Shareholders and the BRLMs are not liable for any amendments or modification or changes in applicable laws or regulations, which may occur after the date of this Red Herring Prospectus, when filed. Bidders are advised to make their independent investigations and ensure that any single Bid from them does not exceed the applicable investment limits or maximum number of the Equity Shares that can be held by them under applicable laws or regulations and as specified in this Red Herring Prospectus, when filed. Further, each Bidder where required must agree in the Allotment Advice that such Bidder will not sell or transfer any Equity Shares or any economic interest therein, including any off-shore derivative instruments, such as participatory notes, issued against the Equity Shares or any similar security, other than in accordance with applicable laws.

In accordance with RBI regulations, OCBs cannot participate in the Offer.

Pre-Offer Advertisement

Subject to Section 30 of the Companies Act 2013, our Company will, after filing this Red Herring Prospectus with the RoC, publish a pre-Offer advertisement, in the form prescribed by the SEBI ICDR Regulations, in all editions of The Financial Express (a widely circulated English national daily newspaper), all editions of Jansatta (a widely circulated Hindi national daily newspaper) and Pune edition of Loksatta (a widely circulated Marathi daily newspaper, Marathi being the regional language of Maharashtra India, where our Registered and Corporate Office is located). Our Company shall, in the pre-Offer advertisement state the Bid/Offer Opening Date, the Bid/Offer

Closing Date and the QIB Bid/Offer Closing Date, if any. This advertisement, subject to the provisions of Section 30 of the Companies Act 2013, shall be in the format prescribed in Part A of Schedule X of the SEBI ICDR Regulations.

Allotment Advertisement

Our Company, the BRLMs and the Registrar shall publish an allotment advertisement before commencement of trading, disclosing the date of commencement of trading in all editions of English national daily newspaper, The Financial Express, all editions of Hindi national daily newspaper, Jansatta and Pune edition of a Marathi daily newspaper, Loksatta, Marathi being the regional language of Maharashtra, India, where our Registered and Corporate Office is located.

Signing of Underwriting Agreement and filing of Prospectus with the Registrar of Companies, Maharashtra at Pune

Our Company and each of the Selling Shareholders intend to enter into an underwriting agreement with the Underwriters on or immediately after the determination of the Offer Price. After signing the Underwriting Agreement, our Company will file the Prospectus with the RoC. The Prospectus would have details of the Offer Price, Anchor Investor Offer Price, Offer size and underwriting arrangements and would be complete in all material respects.

Information for Bidders

The relevant Designated Intermediary will enter a maximum of three Bids at different price levels opted in the Bid cum Application Form and such options are not considered as multiple Bids. It is the Bidder's responsibility to obtain the Acknowledgment Slip from the relevant Designated Intermediary. The registration of the Bid by the Designated Intermediary does not guarantee that Equity Shares shall be Allocated/Allotted. Such Acknowledgment Slip will be non-negotiable and by itself will not create any obligation of any kind. When a Bidder revises his or her Bid, he /she shall surrender the earlier Acknowledgment Slip and may request for a revised acknowledgment slip from the relevant Designated Intermediary as proof of his or her having revised the previous Bid. In relation to electronic registration of Bids, the permission given by the Stock Exchanges to use their network and software of the electronic bidding system should not in any way be deemed or construed to mean that the compliance with various statutory and other requirements by our Company, the Selling Shareholders and/or the Book Running Lead Managers are cleared or approved by the Stock Exchanges; nor does it in any manner warrant, certify or endorse the correctness or completeness of compliance with the statutory and other requirements, nor does it take any responsibility for the financial or other soundness of our Company, the management or any scheme or project of our Company; nor does it in any manner warrant, certify or endorse the correctness or completeness of any of the contents of this Red Herring Prospectus or this Red Herring Prospectus; nor does it warrant that the Equity Shares will be listed or will continue to be listed on the Stock Exchanges.

General Instructions

Please note that QIBs and Non-Institutional Investors are not permitted to withdraw their Bid(s) or lower the size of their Bid(s) (in terms of quantity of Equity Shares or the Bid Amount) at any stage. Retail Individual Investors can revise their Bid(s) during the Bid/Offer Period and withdraw their Bid(s) until Bid/Offer Closing Date. Anchor Investors are not allowed to withdraw or lower the size of their Bids after the Anchor Investor Bidding Date.

Do's:

1. Check if you are eligible to apply as per the terms of this Red Herring Prospectus and under applicable law, rules, regulations, guidelines and approvals;
2. Ensure that you have Bid within the Price Band;
3. Ensure that you (other than Anchor Investors) have mentioned the correct ASBA Account number (for all Bidders other than UPI Bidders) in the Bid cum Application Form (with a maximum length of 45 characters) and such ASBA account belongs to you and no one else. Further, UPI Bidders must also mention their UPI ID and shall use only his/her own bank account which is linked to his/her UPI ID;

4. UPI Bidders shall ensure that the bank, with which they have their bank account, where the funds equivalent to the application amount are available for blocking is UPI 2.0 certified by NPCI before submitting the ASBA Form to any of the Designated Intermediaries;
5. UPI Bidders Bidding through the SCSBs and mobile applications shall ensure that the name of the bank appears in the list of SCSBs which are live on UPI, as displayed on the SEBI website. UPI Bidders shall ensure that the name of the app and the UPI handle which is used for making the application appears on the list displayed on the SEBI website. An application made using incorrect UPI handle or using a bank account of an SCSB or bank which is not mentioned on the SEBI website is liable to be rejected;
6. Read all the instructions carefully and complete the Bid cum Application Form in the prescribed form;
7. Ensure that the details about the PAN, DP ID, Client ID and UPI ID (where applicable) are correct and the Bidders depository account is active, as Allotment of the Equity Shares will be in dematerialized form only;
8. Ensure that your PAN is linked with Aadhaar and are in compliance with Central Board of Direct Taxes notification dated February 13, 2020 and press release dated June 25, 2021;
9. Ensure that your Bid cum Application Form bearing the stamp of a Designated Intermediary is submitted to the Designated Intermediary at the Bidding Centre within the prescribed time. UPI Bidders, may submit their ASBA Forms with Syndicate Members, Registered Brokers, RTAs or CDPs and should ensure that the ASBA Form contains the stamp of such Designated Intermediary;
10. In case of joint Bids, ensure that first Bidder is the ASBA Account holder (or the UPI-linked bank account holder, as the case may be) and the signature of the first Bidder is included in the Bid cum Application Form;
11. If the first Bidder is not the ASBA Account holder (or the UPI-linked bank account holder, as the case may be), ensure that the Bid cum Application Form is signed by the ASBA Account holder (or the UPI-linked bank account holder, as the case may be). Bidders (except UPI Bidders) should ensure that they have an account with an SCSB and have mentioned the correct bank account number of that SCSB in the Bid cum Application Form. UPI Bidders Bidding should ensure that they have mentioned the correct UPI-linked bank account number and their correct UPI ID in the Bid cum Application Form;
12. All Bidders (other than Anchor Investors) should submit their Bids through the ASBA process only;
13. Ensure that the name(s) given in the Bid cum Application Form is/are exactly the same as the name(s) in which the beneficiary account is held with the Depository Participant. In case of joint Bids, the Bid cum Application Form should contain only the name of the First Bidder whose name should also appear as the first holder of the beneficiary account held in joint names;
14. Ensure that you request for and receive a stamped acknowledgement in the form of a counterfoil or by specifying the application number for all your Bid options as proof of registration of the Bid cum Application Form from the concerned Designated Intermediary;
15. Ensure that you have funds equal to the Bid Amount in the ASBA Account maintained with the SCSB before submitting the ASBA Form to any of the Designated Intermediaries;
16. Submit revised Bids to the same Designated Intermediary, through whom the original Bid was placed and obtain a revised acknowledgment;
17. Except for Bids (i) on behalf of the Central or State Governments and the officials appointed by the courts, who, in terms of circular (MRD/DoP/Cir-20/2008) dated June 30, 2008 issued by the SEBI, may be exempt from specifying their PAN for transacting in the securities market, (ii) Bids by persons resident in the state of Sikkim, who, in terms of circular (MRD/DoP/Cir-09/06) dated July 20, 2006, may be exempted from specifying their PAN for transacting in the securities market, and (iii) any other category of Bidders, including without limitation, multilateral/bilateral institutions, which may be exempted from specifying their PAN for transacting in the securities market, all Bidders should mention their PAN allotted under the IT Act. The exemption for the Central or the State Government and officials appointed

by the courts and for investors residing in the State of Sikkim is subject to (a) the Demographic Details received from the respective depositories confirming the exemption granted to the beneficiary owner by a suitable description in the PAN field and the beneficiary account remaining in “active status”; and (b) in the case of residents of Sikkim, the address as per the Demographic Details evidencing the same. All other applications in which PAN is not mentioned will be rejected;

18. Ensure that the Demographic Details are updated, true and correct in all respects;
19. Ensure that thumb impressions and signatures other than in the languages specified in the Eighth Schedule to the Constitution of India are attested by a Magistrate or a Notary Public or a Special Executive Magistrate under official seal;
20. Ensure that the category and the investor status is indicated in the Bid cum Application Form to ensure proper upload of your Bid in the electronic Bidding system of the Stock Exchanges;
21. Ensure that in case of Bids under power of attorney or by limited companies, corporates, trusts, etc., relevant documents, including a copy of the power of attorney, are submitted;
22. Ensure that Bids submitted by any person outside India should be in compliance with applicable foreign and Indian laws;
23. Bidders (except UPI Bidders) should instruct their respective banks to release the funds blocked in the ASBA Account under the ASBA process. UPI Bidders, should ensure that they approve the UPI Mandate Request generated by the Sponsor Bank(s) to authorise blocking of funds equivalent to Bid Amount and subsequent debit of funds in case of Allotment, in a timely manner;
24. Note that in case the DP ID, Client ID and the PAN mentioned in their Bid cum Application Form and entered into the online IPO system of the Stock Exchanges by the relevant Designated Intermediary, as the case may be, do not match with the DP ID, Client ID and PAN available in the Depository database, then such Bids are liable to be rejected. However, Bids received from FPIs bearing the same PAN shall not be treated as multiple Bids in the event such FPIs utilize the MIM Structure and such Bids such Bids have been made with different beneficiary account numbers, Client IDs and DP IDs;
25. Ensure that while Bidding through a Designated Intermediary, the Bid cum Application Form (other than for Anchor Investors and UPI Bidders) is submitted to a Designated Intermediary in a Bidding Centre and that the SCSB where the ASBA Account, as specified in the ASBA Form, is maintained has named at least one branch at that location for the Designated Intermediary to deposit ASBA Forms (a list of such branches is available on the website of SEBI at <http://www.sebi.gov.in>);
26. Ensure that you have correctly signed the authorization/undertaking box in the Bid cum Application Form, or have otherwise provided an authorization to the SCSB via the electronic mode, for blocking funds in the ASBA Account equivalent to the Bid Amount mentioned in the Bid cum Application Form at the time of submission of the Bid;
27. UPI Bidders shall ensure that details of the Bid are reviewed and verified by opening the attachment in the UPI Mandate Request and then proceed to authorise the UPI Mandate Request using his/her UPI PIN. Upon the authorization of the mandate using his/her UPI PIN, the UPI Bidder may be deemed to have verified the attachment containing the application details of the UPI Bidder Bidding using the UPI Mechanism in the UPI Mandate Request and have agreed to block the entire Bid Amount and authorized the Sponsor Bank(s) to issue a request to block the Bid Amount mentioned in the ASBA Form in his/her ASBA Account;
28. UPI Bidders should mention valid UPI ID of only the Bidder (in case of single account) and of the first Bidder (in case of joint account) in the ASBA Form;
29. UPI Bidders who have revised their Bids subsequent to making the initial Bid, should also approve the revised UPI Mandate Request generated by the Sponsor Bank(s) to authorise blocking of funds equivalent to the revised Bid Amount in their account and subsequent debit of funds in case of allotment in a timely manner;

30. Bids by Eligible NRIs, HUFs and FPIs other than individuals, corporate bodies and family offices, for a Bid Amount of less than ₹200,000 would be considered under the Retail Category for the purposes of allocation and Bids for a Bid Amount exceeding ₹200,000 would be considered under the Non-Institutional Category for allocation in the Offer;
31. Ensure that ASBA bidders shall ensure that bids above ₹ 500,000, are uploaded only by the SCSBs;
32. Ensure that Anchor Investors submit their Bid cum Application Forms only to the BRLMs; and
33. Ensure that the Bid cum Application Forms are delivered by the Bidders within the time prescribed as per the Bid cum Application Form and this Red Herring Prospectus. Application made using incorrect UPI handle or using a bank account of an SCSB or SCSBs which is not mentioned on the website of the SEBI, is liable to be rejected.

Don'ts:

1. Do not Bid for lower than the minimum Bid size;
2. Do not Bid/revise Bid Amount to less than the Floor Price or higher than the Cap Price;
3. Do not Bid on another Bid cum Application Form, as the case may be after you have submitted a Bid to a Designated Intermediary;
4. Do not pay the Bid Amount in cash, by money order, cheques or demand drafts or by postal order or by StockInvest;
5. Do not send Bid cum Application Forms by post; instead submit the same to the Designated Intermediary only;
6. Anchor Investors should not Bid through the ASBA process;
7. If you are a UPI Bidder, do not submit more than one Form from each UPI ID;
8. Do not submit the Bid cum Application Forms to any non-SCSB bank or to our Company or at a location other than the Bidding Centres;
9. Do not Bid on a physical Bid cum Application Form that does not have the stamp of the relevant Designated Intermediary;
10. Do not Bid at Cut-off Price (for Bids by QIBs and Non-Institutional Investors);
11. Do not fill up the Bid cum Application Form such that the Equity Shares Bid for exceeds the Offer size and/or investment limit or maximum number of the Equity Shares that can be held under the applicable laws or regulations or maximum amount permissible under the applicable regulations or under the terms of this Red Herring Prospectus;
12. Do not submit your Bid after 3.00 pm on the Bid/Offer Closing Date;
13. If you are a QIB, do not submit your Bid after 3.00 p.m. on the QIB Bid/Offer Closing Date;
14. Do not Bid for Equity Shares in excess in excess of what is specified for each category;
15. Do not Bid for a Bid Amount exceeding ₹200,000 for Bids by Retail Individual Investors and ₹ 500,000 for Bids by Eligible Employees Bidding in the Employee Reservation Portion;
16. Do not submit the General Index Register number instead of the PAN;
17. Do not submit incorrect details of the DP ID, Client ID, PAN and UPI ID (where applicable) or provide details for a beneficiary account which is suspended or for which details cannot be verified by the Registrar to the Offer;

18. Do not submit the Bid without ensuring that funds equivalent to the entire Bid Amount are available for blocking in the relevant ASBA Account or in the case of UPI Bidders, in the UPI-linked bank account where funds for making the Bid are available;
19. Do not withdraw your Bid or lower the size of your Bid (in terms of quantity of the Equity Shares or the Bid Amount) at any stage, if you are a QIB or a Non-Institutional Investor;
20. Do not submit Bids on plain paper or on incomplete or illegible Bid cum Application Forms or on Bid cum Application Forms in a colour prescribed for another category of Bidder;
21. Do not link the UPI ID with a bank account maintained with a bank that is not UPI 2.0 certified by the NPCI in case of Bids submitted by UPI Bidders;
22. Do not submit a Bid in case you are not eligible to acquire Equity Shares under applicable laws or your relevant constitutional documents or otherwise;
23. Do not Bid if you are not competent to contract under the Indian Contract Act, 1872 (other than minors having valid depository accounts as per Demographic Details provided by the depository);
24. Do not submit more than one Bid cum Application Form per ASBA Account;
25. Do not submit a Bid using UPI ID, if you are not a UPI Bidder;
26. In case of ASBA Bidders (other than 3 in 1 Bids) Syndicate Members shall ensure that they do not upload any bids above ₹ 500,000;
27. Do not submit an ASBA Form with third party linked UPI ID or using a third party bank account (in case of Bids submitted by UPI Bidders); and
28. Do not submit ASBA Forms to a Designated Intermediary at a Bidding Centre unless the SCSB where the ASBA Account is maintained, as specified in the ASBA Form, has named at least one branch in the relevant Bidding Centre, for the Designated Intermediary to deposit ASBA Forms (a list of such branches is available on the website of SEBI at <http://www.sebi.gov.in>).

Further, for helpline details of the Book Running Lead Managers pursuant to the circular (SEBI/HO/CFD/DIL2/CIR/P/2021/2480/1/M) dated March 16, 2021, see “**General Information – Book Running Lead Managers**” on page 150.

The Bid cum Application Form is liable to be rejected if the above instructions, as applicable, are not complied with.

Further, in case of any pre-Offer or post-Offer related issues regarding share certificates/demat credit/refund orders/unblocking, etc., investors shall reach out to our Company Secretary and Compliance Officer. See “**General Information – Company Secretary and Compliance Officer**” on page 150.

For details of grounds for technical rejections of a Bid cum Application Form, please see the General Information Document.

Names of entities responsible for finalising the basis of allotment in a fair and proper manner

The authorised employees of the Designated Stock Exchange, along with the BRLMs and the Registrar, shall ensure that the basis of allotment is finalised in a fair and proper manner in accordance with the procedure specified in SEBI ICDR Regulations.

Method of allotment as may be prescribed by SEBI from time to time

Our Company will not make any Allotment in excess of the Equity Shares offered through the Offer through the Offer document except in case of oversubscription for the purpose of rounding off to make Allotment, in

consultation with the Designated Stock Exchange. Further, upon oversubscription, an Allotment of not more than 1% of the Offer to public may be made for the purpose of making Allotment in minimum lots.

The Allotment of Equity Shares to Bidders other than to the Retail Individual Investors, Non-Institutional Investors and Anchor Investors shall be on a proportionate basis within the respective investor categories and the number of securities Allotted shall be rounded off to the nearest integer, subject to minimum Allotment being equal to the minimum application size as determined and disclosed.

The Allotment of Equity Shares to each Retail Individual Investor shall not be less than the minimum Bid lot, subject to the availability of shares in Retail Individual Investor category, and the remaining available shares, if any, shall be allotted on a proportionate basis in accordance with the conditions specified in the SEBI ICDR Regulations.

The Allotment to each Non-Institutional Investor shall not be less than the minimum application size, subject to the availability of Equity Shares in the Non-Institutional Category, and the remaining Equity Shares, if any, shall be allotted on a proportionate basis, which shall be subject to the following, and in accordance with the SEBI ICDR Regulations: (i) one-third of the Non-Institutional Category will be available for allocation to Bidders with a Bid size of more than ₹ 200,000 and up to ₹ 1,000,000, and (ii) two-thirds of the Non-Institutional Category will be available for allocation to Bidders with a Bid size of more than ₹ 1,000,000, provided that under-subscription in either of these two sub-categories of Non-Institutional Category may be allocated to Bidders in the other sub-category of Non-Institutional Category. The allocation to each Non-Institutional Investor shall not be less than the minimum application size, subject to availability of Equity Shares in the Non-Institutional Category and the remaining available Equity Shares, if any, shall be allocated on a proportionate basis in accordance with the conditions specified in this regard in Schedule XIII of the SEBI ICDR Regulations.

Payment into Escrow Account for Anchor Investors

Our Company, in consultation with the BRLMs in their absolute discretion, will decide the list of Anchor Investors to whom the CAN will be sent, pursuant to which the details of the Equity Shares allocated to them in their respective names will be notified to such Anchor Investors. Anchor Investors are not permitted to Bid through the ASBA process. Instead, Anchor Investors should transfer the Bid Amount (through direct credit, RTGS or NEFT). The payment instruments for payment into the Escrow Accounts should be drawn in favour of:

- (i) in case of resident Anchor Investors: “Brainbees Solutions Ltd – Anchor R A/C”; and
- (ii) in case of non-resident Anchor Investors: “Brainbees Solutions Ltd – Anchor NR A/C”.

Anchor Investors should note that the escrow mechanism is not prescribed by SEBI and has been established as an arrangement between our Company, the Selling Shareholders, the Syndicate, the Bankers to the Offer and the Registrar to the Offer to facilitate collections of Bid Amounts from Anchor Investors.

Depository Arrangements

The Allotment of the Equity Shares in the Offer shall be only in a dematerialised form, (i.e., not in the form of physical certificates but be fungible and be represented by the statement issued through the electronic mode). In this context, tripartite agreements had been signed among the Company, the respective Depositories and the Registrar to the Offer:

- agreement dated November 26, 2018 among NSDL, our Company and Registrar to the Offer; and
- agreement dated November 29, 2018 among CDSL, our Company and Registrar to the Offer.

Undertakings by our Company

Our Company undertakes the following:

- (i) that the complaints received in respect of the Offer shall be attended to by our Company expeditiously and satisfactorily;

- (ii) if Allotment is not made within the prescribed time under applicable law, application monies will be refunded/unblocked in the ASBA Accounts within such time period as prescribed under applicable law from the Bid/Offer Closing Date or such other time as may be specified by SEBI, failing which our Company shall pay interest prescribed under the Companies Act 2013 and the SEBI ICDR Regulations for the delayed period;
- (iii) that all steps will be taken for completion of the necessary formalities for listing and commencement of trading at all the Stock Exchanges where the Equity Shares are proposed to be listed within three Working Days of the Bid/Offer Closing Date or such other timeline as may be prescribed by SEBI;
- (iv) that funds required for making refunds to unsuccessful Bidders as per the mode(s) disclosed shall be made available to the Registrar to the Offer by our Company;
- (v) where refunds (to the extent applicable) are made through electronic transfer of funds, a suitable communication shall be sent to the Bidder within the time prescribed under applicable law, giving details of the bank where refunds shall be credited along with amount and expected date of electronic credit of refund;
- (vi) that, except for any allotment of Equity Shares to employees of our Company pursuant to exercise of stock options granted under the Employee Stock Option Plans,, no further issue of Equity Shares shall be made until the Equity Shares offered through this Red Herring Prospectus are listed or until the Bid monies are refunded/unblocked in the ASBA Accounts on account of non-listing, under-subscription etc.;
- (vii) that if our Company does not proceed with the Offer after the Bid/Offer Closing Date but prior to Allotment, the reason thereof shall be given as a public notice within two days of the Bid/Offer Closing Date. The public notice shall be issued in the same newspapers where the pre-Offer advertisements were published. The Stock Exchanges on which the Equity Shares are proposed to be listed shall also be informed promptly;
- (viii) that if our Company withdraws the Offer after the Bid/Offer Closing Date, our Company shall be required to file a fresh draft offer document with the SEBI, in the event our Company subsequently decides to proceed with the Offer;
- (ix) that the Allotment Advice/refund confirmation to Eligible NRIs shall be dispatched within specified time;
- (x) that adequate arrangements shall be made to collect all Bid cum Application Forms; and
- (xi) that our Company shall not have recourse to the Net Proceeds until the final approval for listing and trading of the Equity Shares from all the Stock Exchanges where listing is sought has been received.

Undertakings by the Selling Shareholders

Each Selling Shareholder, severally and not jointly, undertakes and/or confirms solely in respect of itself as a Selling Shareholder and its portion of the Offered Shares, that:

- (i) it is the legal and beneficial owner of and has clear and marketable title to its respective portion of the Offered Shares;
- (ii) its Offered Shares are free and clear of encumbrances and shall be transferred pursuant to the Offer for Sale, free and clear of any encumbrances; and
- (iii) it shall not offer any incentive, whether direct or indirect, in any manner, whether in cash or kind or services or otherwise to any Bidder for making a Bid in the Offer, and shall not make any payment, direct or indirect, in the nature of discounts, commission, allowance or otherwise to any person who makes a Bid in the Offer except for payment of fees or commission for services rendered in relation to the Offer;

Each Selling Shareholder has, severally and not jointly, authorized the Company Secretary and Compliance Officer of our Company and the Registrar to the Offer to redress any complaints received from Bidders in respect of its portion of the Offered Shares in the Offer for Sale.

Utilisation of Offer Proceeds

Our Board certifies that:

- (i) all monies received out of the Fresh Issue shall be credited/transferred to a separate bank account other than the bank account referred to in sub-Section (3) of Section 40 of the Companies Act 2013;
- (ii) details of all monies utilised out of the Fresh Issue shall be disclosed, and continue to be disclosed till the time any part of the Fresh Issue proceeds remains unutilised, under an appropriate head in the balance sheet of our Company indicating the purpose for which such monies have been utilised; and
- (iii) details of all unutilised monies out of the Fresh Issue, if any shall be disclosed under an appropriate separate head in the balance sheet indicating the form in which such unutilised monies have been invested.

Employee Discount

Employee Discount, will be offered to Eligible Employees bidding in the Employee Reservation Portion, and, at the time of making a Bid. Eligible Employees bidding in the Employee Reservation Portion at a price within the Price Band can make payment based on Bid Amount net of Employee Discount, at the time of making a Bid. Eligible Employees bidding in the Employee Reservation Portion at the Cut-Off Price have to ensure payment at the Cap Price, less Employee Discount, at the time of making a Bid.

Withdrawal of the Offer

Our Company in consultation with the BRLMs, reserves the right not to proceed with the Offer, after the Bid/Offer Opening Date but before the Allotment. In such an event, our Company will issue a public notice within two days from the Bid/Offer Closing Date, or such time as may be prescribed by SEBI, providing reasons for not proceeding with the Offer. The BRLMs, through the Registrar to the Offer, will instruct the SCSBs or the Sponsor Bank(s), as the case may be, to unblock the ASBA Accounts within one Working Day from the day of receipt of such instruction. The notice of withdrawal will be issued in the same newspapers where the pre-Offer advertisements have appeared, and the Stock Exchanges will also be informed promptly by our Company.

If our Company in consultation with the BRLMs, withdraw the Offer after the Bid/Offer Closing Date and thereafter determine that they will proceed with a public offering of Equity Shares, our Company will file a fresh draft red herring prospectus with SEBI and the Stock Exchanges.

Notwithstanding the foregoing, the Offer is also subject to obtaining the final listing and trading approvals of the Stock Exchanges, which our Company will apply for only after Allotment and within such time period as prescribed under applicable law.

RESTRICTION ON FOREIGN OWNERSHIP OF INDIAN SECURITIES

Foreign investment in Indian securities is regulated through the Industrial Policy, 1991 of the Government of India and FEMA. While the Industrial Policy, 1991 prescribes the limits and the conditions subject to which foreign investment can be made in different sectors of the Indian economy, FEMA regulates the precise manner in which such investment may be made. The responsibility of granting approval for foreign investment under the Consolidated FDI Policy (defined herein below) and FEMA has been entrusted to the RBI and the concerned ministries/ departments.

The Government of India has from time to time made policy pronouncements on FDI through press notes and press releases. The Department for Promotion of Industry and Internal Trade, Ministry of Commerce and Industry (formerly Department of Industrial Policy and Promotion), Government of India (“DPIIT”) issued the Consolidated FDI Policy Circular dated October 15, 2020, with effect from October 15, 2020 (the “**Consolidated FDI Policy**”), which consolidates and supersedes all previous press notes, press releases and clarifications on FDI issued by the DPIIT that were in force and effect prior to October 15, 2020. The transfer of shares between an Indian resident and a Non-Resident does not require the prior approval of the RBI, provided that: (i) the activities of the investee company are under the automatic route under the Consolidated FDI Policy and transfer does not attract the provisions of the SEBI Takeover Regulations; (ii) the non-resident shareholding is within the sectoral limits under the Consolidated FDI Policy; and (iii) the pricing is in accordance with the guidelines prescribed by the SEBI/RBI.

All investments under the foreign direct investment route by entities of a country which shares land border with India or where the beneficial owner of an investment into India is situated in or is a citizen of any such country will require prior approval of the Government of India. Further, in the event of transfer of ownership of any existing or future foreign direct investment in an entity in India, directly or indirectly, resulting in the beneficial ownership falling within the aforesaid restriction/purview, such subsequent change in the beneficial ownership will also require approval of the Government of India.

Our Company is engaged in the “single brand product retail trading”, “manufacturing” and “cash and carry wholesale trading sectors” pursuant to which up to 51% foreign investment (for single brand product retailing not satisfying the relevant conditions) and up to 100% foreign investment (for manufacturing and cash and carry wholesale trading) is permitted without prior regulatory approval, subject to the satisfaction of certain conditions. However, our Subsidiaries, Digital Age and Merhaki are engaged in the “multi brand product retail trading” sector, which is subject to certain additional restrictions of foreign investment. These include, among others, a cap on foreign investment of up to 51% of the equity share capital, under the government approval route. Accordingly, our Company is required under the FEMA Rules to be Indian “owned and controlled” and among other restrictions, the total foreign investment and voting rights of non-resident shareholders in our Company shall, at all times, be up to 49.50% of the total shareholding and voting rights of our Company, post listing of Equity Shares of our Company, in order to ensure our downstream investments are in compliance with FEMA Rules. Our Shareholders, pursuant to their resolutions, dated April 25, 2022 have approved that the total foreign investment in our Company shall, at all times be up to 49.50% of the total shareholding and voting rights of our Company post listing of Equity Shares of our Company. As on the date of this Red Herring Prospectus, the total foreign investment in our Company is 44.65% of the total paid-up share capital. Also see “*History and Certain Corporate Matters – Summary of key agreements and shareholders’ agreements - Agreement dated December 26, 2023 entered into among our Company and SVF Frog (Cayman) Ltd, Apricot, Valiant, Think India and TIMF (such Shareholders collectively, the “Identified Shareholders” and such agreement, the “Inter-se Agreement”)*” on page 322.

In view of the above, allocation in the Offer shall be subject to a ceiling on the Allocation or Allotment to non-resident investors, such that the total foreign investment in our Company shall, at all times be up to 49.50% of the total shareholding and voting rights of our Company post listing of Equity Shares of our Company. Allocation to non-residents in all categories will be subject to the aforementioned restriction and the allocation to Anchor Investors, if any, and the Basis of Allotment will be accordingly determined by our Company in consultation with the Book Running Lead Managers and the Designated Stock Exchange.

For details of the aggregate limit for investments by NRIs and FPIs in our Company, see “*Offer Procedure – Bids by Eligible Non-Resident Indians*” and “*Offer Procedure – Bids by Foreign Portfolio Investors*”, both on pages 606 and 608.

As per the existing policy of the Government of India, OCBs cannot participate in the Offer.

For further details, see “*Offer Procedure*” on page 602.

The Equity Shares offered in the Offer have not been and will not be registered under the U.S. Securities Act or any state securities laws in the United States and, unless so registered, may not be offered or sold within the United States, except pursuant to an exemption from, or in a transaction not subject to, the registration requirements of the U.S. Securities Act and applicable state securities laws. Accordingly, the Equity Shares are only being offered and sold (i) within the United States only to persons reasonably believed to be “qualified institutional buyers” (as defined in Rule 144A under the U.S. Securities Act and referred to in this Red Herring Prospectus as “U.S. QIBs”) pursuant to Section 4(a) of the U.S. Securities Act, or (ii) outside the United States in “offshore transactions” as defined in and in compliance with Regulation S under the U.S. Securities Act and the applicable laws of the jurisdiction where those offers and sales are made. For the avoidance of doubt, the term “U.S. QIBs” does not refer to a category of institutional investors defined under applicable Indian regulations and referred to in this Red Herring Prospectus as “QIBs”. The Equity Shares have not been and will not be registered, listed or otherwise qualified in any other jurisdiction outside India and may not be offered or sold, and Bids may not be made by persons in any such jurisdiction, except in compliance with the applicable laws of such jurisdiction.

SECTION VIII – MAIN PROVISIONS OF THE ARTICLES OF ASSOCIATION

Capitalized terms used in this section have the meanings that have been given to such terms in the Articles of Association of our Company. The Articles consist of two parts, Part A and Part B, which parts shall, unless the context otherwise requires, co-exist with each other until the filing of the updated draft red herring prospectus of our Company (“UDRHP”) prepared in connection with the proposed initial public offering of its Equity Shares (“IPO”) with the Securities and Exchange Board of India (“SEBI”). In the event of any inconsistencies between Part A and Part B, the provisions of Part B shall prevail except for Article XVII of Part A, which shall prevail over Part B.

Part B shall terminate upon filing of the UDRHP in relation to the IPO, with the SEBI, without any further action by our Company or by the Shareholders and Part A shall continue to be in effect.

However, unless the UDRHP has been filed, Part A shall automatically terminate and cease to have any force and effect from, and upon the earlier of the following dates (a) if the IPO is not completed by the expiry of the IPO Timeline (as defined in the SHA) ; and (b) a period of 30 days from the date on which the IPO is withdrawn or abandoned (“Resubmission Period”) and where a fresh draft red herring prospectus has not been filed by our Company with the SEBI during such Resubmission Period, subject to applicable laws and Part B will become operative and come into effect, without any further action by our Company or by the Shareholders. These Articles have been adopted as the Articles of our Company in substitution for and to the exclusion of all the existing articles thereof.

I. APPLICABILITY OF TABLE F

Subject as hereinafter provided and in so far as these presents do not modify or exclude them, the regulations contained in Table ‘F’ of Schedule I of the Companies Act, 2013, as amended, shall apply to our Company only so far as they are not inconsistent with any of the provisions contained in these Articles or modification thereof or are not expressly or by implication excluded from these Articles.

The regulations for the management of our Company and for the observance of the members thereto and their representatives, shall, subject to any exercise of the statutory powers of our Company with reference to the deletion or alteration of or addition to its regulations by Special Resolution as prescribed or permitted by the Companies Act, 2013, as amended, be such as are contained in these Articles.

The Articles of Association of Brainbees Solutions Limited (“**Company**”), which have been adopted by our Board of Directors pursuant to a resolution dated April 17, 2024 and approved by the shareholders of our Company (“**Shareholders**”) pursuant to a Special Resolution dated April 25, 2024, comprise two parts, Part A and Part B, which parts shall, unless the context otherwise requires, co-exist with each other until the filing of the updated draft red herring prospectus of our Company (“UDRHP”) prepared in connection with the proposed initial public offering of its Equity Shares (“IPO”) with the Securities and Exchange Board of India (“SEBI”). In the event of any inconsistencies between Part A and Part B, the provisions of Part B shall prevail except for Article XVI of Part A, which shall prevail over Part B.

Part B shall terminate upon filing of the UDRHP in relation to the IPO, with the SEBI, without any further action by our Company or by the Shareholders and Part A shall continue to be in effect.

However, unless the UDRHP has been filed, Part A shall automatically terminate and cease to have any force and effect from, and upon the earlier of the following dates (a) if the IPO is not completed by the expiry of the IPO Timeline (as defined in the SHA) ; and (b) a period of 30 days from the date on which the IPO is withdrawn or abandoned unless such period is extended by the Board (“Resubmission Period”) and where a fresh draft red herring prospectus has not been filed by our Company with the SEBI during such Resubmission Period, subject to applicable laws and Part B will become operative and come into effect, without any further action by our Company or by the Shareholders. These Articles have been adopted as the Articles of our Company in substitution for and to the exclusion of all the existing articles thereof.

PART A

Notwithstanding anything to the contrary contained in these Articles or elsewhere, the aggregate shareholding and voting rights of all Shareholders in our Company (calculated on an ‘as if converted’ basis but excluding for the

avoidance of doubt, any stock options) who are classified as ‘person resident outside India’ (as defined under the Foreign Exchange Management Act, 1999, read with the rules and regulation framed thereunder, as may be amended or modified from time to time (“**FEMA**”) or are owned and/or controlled by person(s) resident outside India (as such terms are understood under FEMA) (hereinafter collectively referred to as “**Foreign Shareholders**”) shall, at all times, be less than 50% of the total shareholding and voting rights of our Company (or such other limit as required or permitted under FEMA, and such limit is hereinafter referred to as the “**Cap**”), and our Company shall undertake such actions on its behalf so as to ensure that the Foreign Shareholders do not at any time exercise any “control” (as defined under the Foreign Exchange Management (Non-Debt Instruments) Rules, 2019 read with the Consolidated FDI Policy Circular of 2020 of the Department for Promotion of Industry and Internal Trade under the Ministry of Commerce and Industry, Government of India, as amended or restated from time to time) over our Company or its subsidiaries.

I. DEFINITIONS AND INTERPRETATION

1. In these Articles:

(i) Unless the context otherwise requires, words or expressions contained in these Articles shall bear the same meaning as in the Act or any statutory modifications thereof in force at the date on which the Articles become binding on our Company. In these Articles:

“**Act**” means Companies Act, 2013 and any amendments, re-enactments or other statutory modifications thereof for the time being in force and rules made thereunder, as amended.

“**Alternate Director**” shall have the meaning assigned to it in Article 148 of these Articles.

“**Annual General Meeting**” means the annual General Meeting held in accordance with Section 96 of the Act.

“**Articles**” means the articles of association of our Company as amended from time to time in accordance with the Act.

“**Auditors**” shall mean and include those persons appointed as such for the time being by our Company.

“**Beneficial Owner**” means the beneficial owner as defined in clause (a) of sub-section (1) of Section 2 of the Depositories Act, 1996, as amended.

“**Board**” or “**Board of Directors**” means the board of directors of our Company as constituted from time to time in accordance with the applicable Law and the terms of these Articles.

“**Board Meeting**” means a meeting of the Directors duly called, constituted and held or as the case may be, the Directors assembled at a Board, or the requisite number of Directors entitled to pass a circular resolution in accordance with these Articles and the Act.

“**Company**” means Brainbees Solutions Limited, a company incorporated under the Companies Act, 1956.

“**Chairman**” or “**Chairperson**” means the chairperson of the Board of Directors for the time being of our Company or the person elected or appointed to preside over the Board and/ or General Meetings of our Company.

“**Debenture**” includes debenture stock, bonds or any other instrument evidencing a debt, whether constituting a charge on the assets of our Company, or not.

“**Depositories Act**” means the Depositories Act, 1996, as amended or any statutory modification or re-enactment thereof for the time being in force.

“**Depository**” means a Depository as defined under clause (e) of sub-Section (1) of Section 2 of the Depositories Act and includes a company registered under the Act, which has been granted a Certificate of Registration under sub section 1(A) of section 12 of the Securities and Exchange Board of India Act, 1992, as amended.

“Director” means a director of the Board appointed from time to time in accordance with the terms of these Articles and the provisions of the Act.

“Dividend” means the dividend including the interim dividend, as defined under the Act.

“Equity Share Capital” means in relation to our Company, its equity Share capital within the meaning of Section 43 of the Act, as amended from time to time.

“Encumbrance” means any encumbrance, including, without limitation, charge, claim, community property interest, pledge, hypothecation, condition, equitable interest, lien (statutory or other), deposit by way of security, bill of sale, option or right of pre-emption, beneficial ownership (including usufruct and similar entitlements), option, security interest, mortgage, easement, encroachment, public/ common right, right of way, right of first refusal, or restriction of any kind, including any restriction on use, voting, transfer, receipt of income or exercise of any other attribute of ownership, any provisional, conditional or executory attachment and any other interest held by a third party.

“IPO Timeline” shall have the meaning assigned to the term in the Eleventh SHA.

“Management” means Mr. Supam Maheshwari, Mr. Amitava Saha, Mr. Prashant Jadhav and Mr. Sanket Hattimattur, solely in their individual capacities.

“Fully Diluted Basis” means the total classes of Shares outstanding on a particular date, combined with all outstanding options, warrants, convertible securities of all kinds, any other arrangements relating to our Company’s equity or any other instrument, all on an **“as if converted”** basis. For the purposes of this definition, **“as if converted”** basis shall mean as if such instrument, option or security had been converted into equity Shares of our Company in accordance with the terms of its issuance.

“General Meeting” means any duly convened meeting of the Shareholders of our Company and includes an extra-ordinary General Meeting.

“Independent Director” shall have the meaning assigned to the said term under the Act and the Securities and Exchange Board of India (Listing Obligations and Disclosure Requirements) Regulations, 2015, as amended.

“INR” or **“Rs.”** means the Indian Rupee, the currency and legal tender of the Republic of India.

“Law” includes all Indian statutes, enactments, acts of legislature or parliament, laws, ordinances, rules, bye-laws, regulations, notifications, guidelines, policies, directions, determinations, directives, writs, decrees, injunctions, judgments, rulings, awards, clarifications and other delegated legislations and orders of any governmental authority (including but not limited to the Reserve Bank of India Act, 1934, as amended and any applicable rules, regulations and directives of the Reserve Bank of India), statutory authority, tribunal, board, court, stock exchange or other judicial or quasi-judicial adjudicating authority and, if applicable, foreign law, international treaties, protocols and regulations.

“Managing Director” means a director who, by virtue of these Articles or an agreement with our Company or a resolution passed in the General Meeting, or by the Board of Directors, is entrusted with substantial powers of management of the affairs of our Company and includes a director occupying the position of managing director, by whatever name called.

“Member” means a member of our Company within the meaning of sub-Section 55 of Section 2 of the Act, as amended from time to time.

“Memorandum” or **“Memorandum of Association”** means the memorandum of association of our Company, as may be altered from time to time.

“Ordinary Resolution” shall have the meaning assigned to it in Section 114 of the Act.

“Original Director” shall have the meaning assigned to it in Article 148 of these Articles.

“Paid up Capital” means such aggregate amount of money credited as paid-up as is equivalent to the amount received as paid up in respect of Shares issued by our Company and also includes any amount credited as paid-up in respect of Shares of our Company but does not include any other amount received in respect of such Shares, by whatever name called.

“Person” means any individual, sole proprietorship, unincorporated association, unincorporated organization, body corporate, corporation, partnership, unlimited or limited liability company, joint venture, governmental authority, Hindu undivided family, trust, union, organization or any other entity that may be treated as a person under applicable Law.

“Preference Share Capital” means in relation to our Company, its preference Share capital within the meaning of Section 43 of the Act, as amended from time to time.

“Proxy” means an instrument whereby any person is authorized to vote for a member at a General Meeting on a poll and shall include an attorney duly constituted under a power-of-attorney.

“Registrar” or **“RoC”** or **“Registrar of Companies”** means Registrar of Companies, Maharashtra at Pune.

“RBI” means the Reserve Bank of India.

“Seal” means the common seal of our Company.

“SEBI” means Securities and Exchange Board of India.

“Secretary” or **“Company Secretary”** means company secretary as defined in clause (c) of sub-section (1) of section 2 of our Company Secretaries Act, 1980, as amended, who is appointed by our Company to perform the functions of a company secretary under the Act.

“Securities” means and includes equity Shares, scrips, stocks, bonds, Debentures, warrants or options whether or not, directly or indirectly convertible into, or exercisable or exchangeable into or for equity Shares, and any other marketable securities as may be defined and specified under Securities Contract Regulation Act, 1956, as amended.

“Shares” means a share in the Share Capital of our Company and includes stock.

“Share Capital” means the Equity Share Capital and Preference Share Capital of any face value together with all rights, differential rights, obligations, title, interest and claim in such Shares and includes all subsequent issue of such Shares of whatever face value or description, bonus Shares, conversion Shares and Shares issued pursuant to a stock split or the exercise of any warrant, option or other convertible security of our Company.

“Shareholder” shall mean a Member of our Company.

“Shareholders IPO Committee” shall have the meaning assigned to it in the Eleventh SHA.

“SoftBank” shall mean SVF Frog (Cayman) Ltd, a company, incorporated and existing under the laws of the Cayman Islands, having its registered office at 190 Elgin Avenue, George Town, Grand Cayman, Cayman Islands and with registration number 345069.

“Special Resolution” shall have the meaning assigned to it in Section 114 of the Act.

- (ii) The terms *“writing”* or *“written”* include printing, typewriting, lithography, photography and any other mode or modes (including electronic mode) of representing or reproducing words in a legible and non-transitory form.
- (iii) The headings hereto shall not affect the construction hereof.
- (iv) Any reference to a particular statute or provisions of the statute shall be construed to include reference to any rules, regulations or other subordinate legislation made under the statute and shall, unless the context otherwise requires, include any statutory amendment, modification or re-enactment thereof.

- (v) Any reference to an agreement or other document shall be construed to mean a reference to the agreement or other document, as amended or novated from time to time.
- (vi) Any reference to a decision of the Board and/ or any committee of the Board or any committee of the Shareholders (including Shareholders IPO Committee shall, in the absence of an express statement to the contrary, refer to a simple majority decision of the Board and/ or the relevant committee of the Board or of the Shareholders (including Shareholders IPO Committee).
- (vii) Any reference to investment in terms of Rupee equivalent of a USD amount shall mean the Rupee equivalent of the USD amount as of the date on which such USD amount was received by our Company. For avoidance of doubt, any reference to such investment amount/ price per share for any other purpose under these Articles shall only mean the Rupee equivalent of the relevant USD amount as received by our Company and not to Rupee equivalent of the USD amount as at the date of such calculation.
- (viii) Any reference to the Equity Shares or any class of Preference Shares held by the shareholders or persons holding a right to subscribe to Equity Shares, shall include the Equity Shares or such class of Preference Shares issued and allotted in relation to such Equity Shares or Preference Shares pursuant to any stock split, bonus issuance or consolidation undertaken by our Company.
- (ix) Notwithstanding anything to the contrary contained under these Articles, on and from November 2, 2023, that is, the day our Company was converted from a private limited company to a public company, all the provisions as applicable to a public company under the Act shall apply to our Company and any provision under these Articles, only to the extent contrary to applicable Law, such provision shall be deemed to be modified only to the extent required for the purpose of compliance with applicable Law. For avoidance of doubt, unless contrary to applicable Law, the rights of the Investors as stated in these Articles shall not be affected by this provision.

II. PUBLIC COMPANY

2. Our Company is a public company within the meaning of the Act.

SHARE CAPITAL AND VARIATION OF RIGHTS

3. The authorized Share Capital of our Company shall be as set out in clause V of the Memorandum of Association with the power to increase or reduce such capital from time to time in accordance with the Articles and the legislative provisions for the time being in force in this regard and with the power also to divide the Shares in the Share Capital for the time being into Equity Share Capital and Preference Share Capital, and to attach thereto respectively any preferential, qualified or special rights, privileges or conditions, in accordance with the provisions of the Act and these Articles.
4. Subject to the provisions of the Act and these Articles, the Shares in the capital of our Company for the time being shall be under the control of the Board, who may issue, allot or otherwise dispose of the Shares or any of them to such persons, in such proportion, on such terms and conditions, either at a premium or at par or at a discount (subject to compliance with Sections 52 and 53 and other provisions of the Act), at such time as it may from time to time deem fit, and with the sanction of our Company in a General Meeting, to give to any person or persons the option or right to call for any Shares, either at par or premium during such time and for such consideration as the Board deems fit, and may issue and allot Shares on payment in full or part of any property sold and transferred or for any services rendered to our Company in the conduct of its business. Any Shares so allotted may be issued as fully paid-up Shares and if so issued, shall be deemed to be fully paid-up Shares. Provided that, the option or right to call for Shares shall not be given to any person or persons without the sanction of our Company in a General Meeting. As regards all allotments, from time to time made, the Board shall duly comply with Sections 23 and 39 of the Act, as the case may be.
5. Subject to these Articles and the provisions of the Act, our Company may, from time to time, by Ordinary Resolution, increase the Share Capital by such sum, to be divided into Shares of such amount, as may be specified in the resolution.
6. Subject to the provisions of the Act, our Company may from time to time by Ordinary Resolution, undertake any of the following:

- (i) consolidate and divide all or any of its Share Capital into Shares of larger amount than its existing Shares;
 - (ii) convert all or any of its fully paid-up Shares into stock, and reconvert that stock into fully paid-up Shares of any denomination;
 - (iii) sub-divide its Shares, or any of them, into Shares of smaller amount, such that the proportion between the amount paid and the amount, if any, unpaid on each reduced Share shall be the same as it was in case of the Share from which the reduced Share is derived; or
 - (iv) cancel any Shares which, at the date of the passing of the resolution in that behalf, have not been taken or agreed to be taken by any Person, and diminish the amount of its Share Capital by the amount of Shares so cancelled. A cancellation of Shares pursuant to this Article shall not be deemed to be a reduction of the Share Capital within the meaning of the Act.
7. Subject to the provisions of these Articles, the Act, other applicable Law and subject to such other approvals, permissions or sanctions as may be necessary, our Company may issue any securities in any manner whatsoever as the board may determine including by way of preferential allotment or private placement subject to and in accordance with Companies Act and rules made thereunder with pricing method prescribed to listed entities under SEBI (Issue of Capital and Disclosure Requirements) Regulations, 2018, as amended from time to time, if applicable
8. Subject to the provisions of the Act, any preference Shares may be issued on the terms that they are, or at the option of our Company are, liable to be redeemed on such terms and in such manner as our Company before the issue of the Shares may, by Special Resolution determine.
9. The period of redemption of such preference Shares shall not exceed the maximum period for redemption provided under the Act.
10. Where at any time, it is proposed to increase its subscribed Share Capital by the issuance/ allotment of further Shares either out of the unissued Share Capital or increased Share Capital then, such further Shares may be offered to:
- (i) Persons who, at the date of offer, are holders of equity Shares of our Company, in proportion, as nearly as circumstances admit, to the capital paid up on those Shares by sending a letter of offer subject to the following conditions: (a) the offer shall be made by notice specifying the number of Shares offered and limiting a time not being less than 15 (Fifteen) days and not exceeding 30 (Thirty) days from the date of the offer within which the offer, if not accepted, will be deemed to have been declined; (b) the offer aforesaid shall be deemed to include a right exercisable by the Person concerned to renounce the Shares offered to him or any of them in favour of any other Person and the notice referred to in (a) shall contain a statement of this right, *provided that* the Board may decline, without assigning any reason therefore, to allot any Shares to any Person in whose favour any Member may renounce the Shares offered to him; and (c) after expiry of the time specified in the notice aforesaid, or on receipt of earlier intimation from the Person to whom such notice is given that he declines to accept the Shares offered, the Board may dispose of them in such manner which is not disadvantageous to the Members and our Company;
- Nothing in sub-Article (i)(b) above shall be deemed to extend the time within which the offer should be accepted; or to authorize any Person to exercise the right of renunciation for a second time on the ground that the Person in whose favour the renunciation was first made has declined to take the Shares comprised in the renunciation. The notice referred to in sub-Article (i)(a) above shall be dispatched through registered post or speed post or through electronic mode or courier or any other mode having proof of delivery to all the existing Shareholders at least three days before the opening of the offer.
- (ii) employees under a scheme of employees' stock option, subject to Special Resolution passed by our Company and subject to such conditions as may be prescribed under the Act and other applicable Laws; or

- (iii) any Persons, if authorized by a Special Resolution, whether or not those Persons include the Persons referred to in (i) or (ii) above, either for cash or for a consideration other than cash, subject to the compliance with applicable Laws.
11. Nothing in Article 10 above shall apply to the increase of the subscribed capital of our Company caused by the exercise of an option as a term attached to the Debentures issued or loan raised by our Company to convert such Debentures or loans into Shares in our Company or to subscribe for Shares in our Company; *provided that* the terms of issue of such Debentures or loan containing such an option have been approved before the issue of such Debentures or the raising of loan by a Special Resolution adopted by our Company in a General Meeting.
12. Save as otherwise provided in the Articles, our Company shall be entitled to treat the registered holder of the Shares in records of the depository as the absolute owner thereof as regards receipt of dividend or bonus or service of notices and all or any other matters connected with our Company, and accordingly, our Company shall not, except as ordered by a Court of competent jurisdiction, or as by Law required, be bound to recognize any equitable or other claim to or interest in such Shares on the part of any other Person.
13. Any Debentures, debenture stock or other Securities may be issued at a discount, premium or otherwise, if permissible under the Act, and may be issued on the condition that they shall be convertible into Shares of any denomination and with any privileges and conditions as to redemption, surrender, drawings, allotment of Shares, attending (but not voting) at General Meetings, appointment of Directors and otherwise. Debentures with the rights to conversion into or allotment of Shares shall not be issued except with the sanction of our Company in General Meeting by a Special Resolution and subject to the provisions of the Act.
14. Our Company shall, subject to the applicable provisions of the Act, compliance with all the Laws, consent of the Board, and consent of its Shareholders' by way of Special Resolution, have the power to issue American Depository Receipts or Global Depository Receipts on such terms and in such manner as the Board deems fit including their conversion and repayment. Such terms may include at the discretion of the Board, limitations on voting by holders of American Depository Receipts or Global Depository Receipts, including without limitation, exercise of voting rights in accordance with the directions of the Board.
15. If at any time the Share Capital is divided into different classes of Shares, the rights attached to any class (unless otherwise provided by the terms of issue of the Shares of that class) may, subject to the provisions of the Act, and whether or not our Company is being wound up, be varied accordingly. To every such separate General Meeting of the holders of the Shares of that class, the provisions of these Articles relating to General Meetings shall *mutatis mutandis* apply.
16. The rights conferred upon the holders of the Shares of any class issued with preferred or other rights shall not, unless otherwise expressly provided by the terms of issue of the Shares of that class, be deemed to be varied by the creation or issue of further Shares ranking *pari passu* therewith.
17. Subject to the provisions of the Act, our Company may issue bonus Shares to its Members out of (i) its free reserves; (ii) the securities premium account; or (iii) the capital redemption reserve account, in any manner as the Board may deem fit.
18. Subject to the provisions of Sections 68 to 70 and other applicable provisions of the Act, our Company shall have the power to buy-back its own Shares or other Securities, as it may consider necessary.
19. Subject to the provisions of the Act, our Company shall have the power to make compromise or make arrangements with creditors and Members, consolidate, demerge, amalgamate or merge with other company or companies in accordance with the provisions of the Act and any other applicable Laws.
20. Subject to the provisions of the Act, our Company may, from time to time, by Special Resolution reduce in any manner and with, and subject to, any incident authorised and consent required under applicable Law:
- (i) the Share Capital;

- (ii) any capital redemption reserve account; or
- (iii) any securities premium account.

III. CAPITALISATION OF PROFITS

- 21.** Our Company in General Meeting may, upon the recommendation of the Board, resolve –
- (i) that it is desirable to capitalise any part of the amount for the time being standing to the credit of any of our Company's reserve accounts, or to the credit of the profit and loss account or otherwise available for distribution; and
 - (ii) that such sum be accordingly set free for distribution in the manner specified in Article 22 below amongst the Members who would have been entitled thereto, if distributed by way of dividend and in the same proportions.
- 22.** The sum aforesaid shall not be paid in cash, but shall be applied, subject to the provision contained in Article 23 below, either in or towards:
- (i) paying of any amounts for the time being unpaid on any Shares held by such Members respectively; or
 - (ii) paying up in full, un-issued Shares of our Company to be allotted and distributed, credited as fully paid, to and amongst such Members in the proportions aforesaid; or
 - (iii) partly in the way specified in Article 22(i) and partly in that specified in Article 22(ii);
 - (iv) a securities premium account and a capital redemption reserve account may, for the purposes of this Article, only be applied in the paying up of un-issued Shares to be issued to members of our Company as fully paid bonus Shares.
 - (v) the Board shall give effect to the resolution passed by our Company in pursuance of this Article.
- 23.** Whenever such a resolution as aforesaid shall have been passed, the Board shall:
- (i) make all appropriations and applications of the undivided profits resolved to be capitalised thereby, and all allotments and issues of fully paid Shares, if any; and
 - (ii) generally, do all acts and things required to give effect thereto.
- 24.** The Board shall have power to:
- (i) make such provision, by the issue of fractional certificates or by payment in cash or otherwise as it thinks fit, for the case of Shares or Debentures becoming distributable in fractions; and
 - (ii) authorise any Person to enter, on behalf of all the Members entitled thereto, into an agreement with our Company providing for the allotment to them respectively, credited as fully paid up, of any further Shares to which they may be entitled upon such capitalisation, or (as the case may require) for the payment by our Company on their behalf, by the application thereto of their respective proportions of profits resolved to be capitalised, of the amount or any part of the amounts remaining unpaid on their existing Shares.
- 25.** Any agreement made under such authority shall be effective and binding on such Members.
- ### **IV. COMMISSION AND BROKERAGE**
- 26.** Our Company may exercise the powers of paying commissions conferred by Section 40(6) of the Act (as amended from time to time), *provided that* the rate per cent or amount of the commission paid or agreed to be paid shall be disclosed in the manner required by that section and rules made thereunder.

27. The rate or amount of the commission shall not exceed the rate or amount prescribed under the applicable rules.
28. The commission may be satisfied by the payment of cash or the allotment of fully or partly paid Shares or partly in the one way and partly in the other.
29. Our Company may also, on any issue of Shares or Debentures, pay such brokerage as may be lawful.

V. LIEN

30. Our Company shall have a first and paramount lien upon all the Shares/ Debentures (other than fully paid up Shares/ Debentures) registered in the name of each Member (whether solely or jointly with others) to the extent of monies called or payable in respect thereof, and upon the proceeds of sale thereof for all moneys (whether presently payable or not) called or payable at a fixed time in respect of such Shares/ Debentures and no equitable interest in any Share shall be created except upon the footing and condition that this Article will have full effect. Such lien shall extend to all dividends and bonuses from time to time declared in respect of such Shares/ Debentures. Fully paid up Shares shall be free from all liens. Unless otherwise agreed, the registration of a transfer of Shares/ Debentures shall operate as a waiver of our Company's lien if any, on such Shares/ Debentures. In case of partly-paid Shares, Company's lien shall be restricted to the monies called or payable at a fixed time in respect of such Shares. Provided that the Board may at any time declare any Shares/ Debentures wholly or in part to be exempt from the provisions of this Article.
31. Subject to the provisions of the Act, our Company may sell, in such manner as the Board thinks fit, any Shares on which our Company has a lien. *Provided that* no sale shall be made -
 - (i) unless a sum in respect of which the lien exists is presently payable; or
 - (ii) until the expiration of 14 (Fourteen) days after a notice in writing stating and demanding payment of such part of the amount in respect of which the lien exists as is presently payable, has been given to the registered holder for the time being of the Share or the person entitled thereto by reason of his death or insolvency.
32. A Member shall not exercise any voting rights in respect of the Shares in regard to which our Company has exercised the right of lien.
33.
 - (i) To give effect to any such sale, the Board may authorise some Person to transfer the Shares sold to the purchaser thereof.
 - (ii) The purchaser shall be registered as the holder of the Shares comprised in any such transfer.
 - (iii) The purchaser shall not be bound to see to the application of the purchase money, nor shall his title to the Shares be affected by any irregularity or invalidity in the proceedings in reference to the sale.
34.
 - (i) The proceeds of the sale shall be received by our Company and applied in payment of such part of the amount in respect of which the lien exists as is presently payable.
 - (ii) The residue, if any, shall, subject to a like lien for sums not presently payable as existed upon the Shares before the sale, be paid to the Person entitled to the Shares at the date of the sale.

VI. CALLS ON SHARES

35. Subject to the provisions of the Act, the Board may, from time to time, make calls upon the Members in respect of any money unpaid on their Shares (whether on account of the nominal value of the Shares or by way of premium) and not by the conditions of allotment thereof made payable at fixed times.

Provided that no call shall exceed one-fourth of the nominal value of the Share or be payable at less than one month from the date fixed for the payment of the last preceding call.

36. Each Member shall, subject to receiving at least 14 (Fourteen) days' notice specifying the time or times and place of payment, pay to our Company, at the time or times and place so specified, the amount called on his Shares.
37. A call may be revoked or postponed at the discretion of the Board.
38. A call shall be deemed to have been made at the time when the resolution of the Board authorising the call was passed and may be required to be paid by instalments.
39. The joint holders of a Share shall be jointly and severally liable to pay all calls in respect thereof.
40. If a sum called in respect of a Share is not paid before or on the day appointed for payment thereof, the Person from whom the sum is due shall pay interest thereof from the day appointed for payment thereof to the time of actual payment at 10% (Ten percent) per annum or at such lower rate, if any, as the Board may determine. The Board shall be at liberty to waive payment of any such interest wholly or in part.
41. Any sum which by the terms of the issue of a Share becomes payable on allotment or at any fixed date, whether on account of the nominal value of the Share or by way of premium, shall, for the purposes of these Articles, be deemed to be a call duly made and payable on the date on which by the terms of issue, such sum becomes payable. In case of non-payment of such sum, all the relevant provisions of these Articles as to payment of interest and expenses, forfeiture or otherwise shall apply as if such sum had become payable by virtue of a call duly made and notified.
42. The Board may, if it thinks fit, subject to the provisions of the Section 50 of the Act, agree to and receive from any Member willing to advance the same, whole or any part of the moneys due upon the Shares held by him beyond the sums actually called for and upon the amount so paid or satisfied in advance, or so much thereof as from time to time exceeds the amount of the calls then made upon the Shares in respect of which such advance has been made, our Company may pay interest at twelve per cent per annum. *Provided that* money paid in advance of calls on any Share may carry interest but shall not confer a right to dividend or to participate in profits. The Board may at any time repay the amount so advanced.

The Member shall not be entitled to any voting rights in respect of the moneys so paid by him until the same would, but for such payment, become presently payable.

The provisions of these Articles shall *mutatis mutandis* apply to any calls on Debentures of our Company.

VII. DEMATERIALIZATION OF SHARES

43. Our Company shall be entitled to treat the Person whose name appears on the register of Members as the holder of any Share or whose name appears as the beneficial owner of Shares in the records of the Depository, as the absolute owner thereof. The register and index of beneficial owners maintained by a Depository under the Depositories Act, 1996 shall be deemed to be a register and index of members for the purposes of the Act.

Provided however that provisions of the Act or these Articles relating to distinctive numbering shall not apply to the Shares of our Company, which have been dematerialized.

44. Notwithstanding anything contained herein, our Company shall be entitled to dematerialize its Shares, Debentures and other Securities pursuant to the Depositories Act and offer its Shares, Debentures and other Securities for subscription in a dematerialized form. Our Company shall be further entitled to maintain a register of Members with the details of Members holding Shares both in material and dematerialized form in any medium as permitted by Law including any form of electronic medium.
45. Every Person subscribing to the Shares offered by our Company shall receive such Shares in dematerialized form. Such a Person who is the beneficial owner of the Shares can at any time opt-out of a Depository, if permitted by the Law, in respect of any Shares in the manner provided by the

Depositories Act and the regulations made thereunder and our Company shall in the manner and within the time prescribed, issue to the beneficial owner the required certificate of Shares.

46. If a Person opts to hold his Shares with a depository, our Company shall intimate such Depository the details of allotment of the Shares, and on receipt of the information, the Depository shall enter in its record the name of the allottee as the beneficial owner of the Shares.
47. All Shares held by a Depository shall be dematerialized and shall be in a fungible form.
- (a) Notwithstanding anything to the contrary contained in the Act or the Articles, a depository shall be deemed to be the registered owner for the purposes of effecting any transfer of ownership of Shares on behalf of the beneficial owner.
- (b) Save as otherwise provided in (i) above, the depository as the registered owner of the Shares shall not have any voting rights or any other rights in respect of Shares held by it.
48. Every Person holding Shares of our Company and whose name is entered as the beneficial owner in the records of the Depository shall be deemed to be the owner of such Shares and shall also be deemed to be a Shareholder of our Company. The beneficial owner of the Shares shall be entitled to all the liabilities in respect of his Shares which are held by a Depository.
49. Notwithstanding anything in the Act or the Articles to the contrary, where Shares are held in a Depository, the records of the beneficial ownership may be served by such Depository on our Company by means of electronic mode or by delivery of disks, drives or any other mode as prescribed by Law from time to time.
50. In the case of transfer of Shares or other marketable Securities where our Company has not issued any certificates and where such Shares or Securities are being held in an electronic and fungible form, the provisions of the Depositories Act shall apply.

VIII. TRANSFER OF SHARES

51. Transferability of Shares

- (i) The Securities or other interest of any Member shall be freely transferable, *provided that* any contract or arrangement between 2 (Two) or more Persons in respect of transfer of Securities shall be enforceable as a contract. The instrument of transfer of any Share in our Company shall be duly executed by or on behalf of both the transferor and transferee. The transferor shall be deemed to remain a holder of the Share until the name of the transferee is entered in the register of Members in respect thereof. A common form of transfer shall be used in case of transfer of Shares. The instrument of transfer shall be in writing and shall be executed by or on behalf of both the transferor and transferee and shall be in conformity with all the provisions of Section 56 of the Act and of any statutory modification thereof for the time being shall be duly complied with in respect of all transfers of Shares and the registration thereof.
- (ii) The Management agrees that they shall offer such number of Securities held by them for a lock-in as may be required to meet the minimum lock-in requirements under the SEBI guidelines or the guidelines of the relevant stock exchange(s) or any other regulator of securities market, in the event that they are identified as 'promoters' of our Company. Without prejudice to the foregoing, each of the individual forming part of the Management agree that irrespective of the lock-in requirements under the SEBI guidelines or the guidelines of the relevant stock exchange(s) or any other regulator of securities market and whether or not any individual forming part of the Management is identified as a 'promoter' of our Company, all Securities (including any Securities held pursuant to the ESOP Plan or other stock incentive plan of our Company) held by the Management shall be subject to a lock-in of 180 (One Hundred and Eighty) days from the date of listing of the securities on a stock exchange, pursuant to the IPO.

52. Where Shares are converted into stock:

- (i) the holders of stock may transfer the same or any part thereof in the same manner as, and subject

to the same regulations under which, the Shares from which the stock arose might before the conversion have been transferred, or as near thereto as circumstances admit; *Provided that* the Board may, from time to time, fix the minimum amount of stock transferable, so, however, that such minimum shall not exceed the nominal amount of the Shares from which the stock arose.

- (iii) the holders of stock shall, according to the amount of stock held by them, have the same rights, privileges and advantages as regards dividends, voting at meetings of our Company, and other matters, as if they held the Shares from which the stock arose; but no such privilege or advantage (except participation in the dividends and profits of our Company and in the assets on winding up) shall be conferred by an amount of stock which would not, if existing in Shares, have conferred that privilege or advantage.
53. Save as otherwise provided in the Act or any applicable Law, no transfer of a Share shall be registered unless a proper instrument of transfer duly stamped and executed by or on behalf of the transferor and by or on behalf of the transferee has been delivered to our Company together with the certificate or certificates of Shares, and is no such certificate is in existence, then the letter of allotment of the Shares. Application for the registration of the transfer of a Share may be made either by the transferor or by the transferee *provided that* where such application is made by the transferor, no registration shall, in the case of a partly paid Share be affected unless our Company gives notice of the application to the transferee in the manner prescribed under the Act, and subject to the provisions of these Articles, our Company shall, unless objection is made by the transferee, within 2 (Two) weeks from the date of receipt of the notice, enter in the register the name of the transferee in the same manner and subject to the same conditions as if the application for registration of the transfer was made by the transferee. On giving not less than 7 (Seven) days previous notice in accordance with the Act or any other time period as may be specified by Law, the registration of transfers may be suspended at such times and for such periods as the Board may from time to time determine, *provided that* such registration shall not be suspended for more than 30 (Thirty) days at any one time or for more than 45 (Forty-Five) days in the aggregate in any year.
54. Subject to the provisions of the Act, these Articles, the Securities (Contracts) Regulation Act, 1956, as amended, any listing agreement entered into with any recognized stock exchange and other applicable provisions of the Act or any other law for the time being in force, the Board may refuse whether in pursuance of any power of our Company under these Articles or otherwise to register the transfer of, or the transmission by operation of law of the right to, any Shares or interest of a Member in or Debentures of our Company. Our Company shall within one month from the date on which the instrument of transfer, or the intimation of such transmission, as the case may be, was delivered to Company, send notice of the refusal to the transferee and the transferor or to the person giving intimation of such transmission, as the case may be, giving reasons for such refusal. *Provided that* the registration of a transfer shall not be refused on the ground of the transferor being either alone or jointly with any other person or persons indebted to our Company on any account whatsoever except where our Company has a lien on Shares or other securities.
55. Only fully paid Shares or Debentures shall be transferred to a minor acting through his/ her legal or natural guardian. Under no circumstances, Shares or Debentures be transferred to any insolvent or a person of unsound mind.
56. The instrument of transfer shall after registration be retained by our Company and shall remain in their custody. All instruments of transfer which the Directors may decline to register, shall on demand be returned to the persons depositing the same. The Directors may cause to be destroyed all transfer deeds lying with our Company after such period as they may determine.
57. The Board may, subject to the right of appeal conferred by Section 58 of the Act decline to register—
- (a) the transfer of a Share, not being a fully paid Share, to a person of whom they do not approve; or
 - (b) any transfer of Shares on which our Company has a lien.
58. The Board may decline to recognize any instrument of transfer unless—

- (a) the instrument of transfer is in the form as prescribed in rules made under sub-section (1) of section 56 of the Act;
 - (b) the instrument of transfer is accompanied by the certificate of the Shares to which it relates, and such other evidence as the Board may reasonably require to show the right of the transferor to make the transfer; and
 - (c) the instrument of transfer is in respect of only one class of Shares
59. No fee shall be charged for registration of transfer, transmission, probate, succession certificate and letters of administration, certificate of death or marriage, power of attorney or similar other documents.
60. Our Company may close the register of Members or the register of debenture-holders or the register of other security holders for any period or periods not exceeding in the aggregate forty-five days in each year, but not exceeding thirty days at any one time, subject to giving of previous notice of at least 7 (Seven days) or such lesser period as may be specified by SEBI.

IX. TRANSMISSION OF SHARES

61. On the death of a Member, the survivor or survivors where the Member was a joint holder of the Shares, and his nominee or nominees or legal representatives where he was a sole holder, shall be the only Person(s) recognised by our Company as having any title to his interest in the Shares. Nothing in this Article shall release the estate of the deceased joint holder from any liability in respect of any Share which had been jointly held by him with other Persons.
62. Any Person becoming entitled to a Share in consequence of the death or insolvency of a Member may, upon such evidence being produced as the Board may from time to time require, and subject as hereinafter provided, elect, either:
- (a) to be registered as holder of the Share; or
 - (b) to make such transfer of the Share as the deceased or insolvent Member could have made.

All the limitations, restrictions and provisions of these Articles relating to the right to transfer and the registration of transfers of Shares shall be applicable to any such notice or transfer as aforesaid as if the death or insolvency of the Member had not occurred and the notice or transfer were a transfer signed by that Member.

63. The Board shall, in either case, have the same right to decline or suspend registration as it would have had, if the deceased or insolvent Member had transferred the Share before his death or insolvency.
64. If the Person so becoming entitled shall elect to be registered as holder of the Shares, such person shall deliver or send to our Company a notice in writing signed by him stating that he so elects.
65. If the Person aforesaid shall elect to transfer the Share, he shall testify his election by executing an instrument of transfer in accordance with the provisions of these Articles relating to transfer of Shares.
66. All the limitations, restrictions and provisions contained in these Articles relating to the right to transfer and the registration of transfers of Shares shall be applicable to any such notice or transfer as aforesaid as if the death or insolvency of the Member had not occurred and the notice or transfer were a transfer signed by that Member.
67. A Person becoming entitled to a Share by reason of the death or insolvency of the holder shall be entitled to the same dividends and other advantages to which he would be entitled if he were the registered holder of the Share, except that he shall not, before being registered as a Member in respect of the Share, be entitled in respect of it to exercise any right conferred by membership in relation to the General Meetings of our Company, *provided that* the Board may, at any time, give notice requiring any such Person to elect either to be registered himself or to transfer the Share, and if the notice is not

complied with within 90 (Ninety) days, the Board may thereafter withhold payment of all dividends, bonuses or other moneys payable in respect of the Share, until the requirements of the notice have been complied with.

X. FORFEITURE OF SHARES

68. If a Member fails to pay any call, or instalment of a call, on the day appointed for payment thereof, the Board may, at any time thereafter during such time as any part of the call or instalment remains unpaid, serve a notice on him requiring payment of so much of the call or instalment as is unpaid, together with any interest which may have accrued.
69. The notice issued under Article 68 shall:
- (i) name a further day (not being earlier than the expiry of 14 (Fourteen) days from the date of service of the notice) on or before which the payment required by the notice is to be made; and
 - (ii) state that, in the event of non-payment on or before the day so named, the Shares in respect of which the call was made will be liable to be forfeited.
70. If the requirements of any such notice as aforesaid is not complied with, any Share in respect of which the notice has been given may, at any time thereafter, before the payment required by the notice has been made, be forfeited by a resolution of the Board to that effect.
71. A forfeited Share may be sold or otherwise disposed of on such terms and in such manner as the Board thinks fit.
72. At any time before a sale or disposal as aforesaid, the Board may cancel the forfeiture on such terms as it thinks fit.
73. A Person whose Shares have been forfeited shall cease to be a Member in respect of the forfeited Shares, but shall, notwithstanding the forfeiture, remain liable to pay to our Company all monies which, at the date of forfeiture, were presently payable by the Person to our Company in respect of the Shares.
74. The liability of such Person shall cease if and when our Company shall have received payment in full of all such monies in respect of the Shares.
75. A duly verified declaration in writing that the declarant is a Director, the manager or the Secretary of our Company, and that a Share in our Company has been duly forfeited on a date stated in the declaration, shall be conclusive evidence of the facts therein stated as against all Person claiming to be entitled to the Share.
76. Our Company may receive the consideration, if any, given for the Share on any sale or disposal thereof and may execute a transfer of the Share in favour of the Person to whom the Share is sold or otherwise disposed of.
77. The transferee shall there upon be registered as the holder of the Share.
78. The transferee shall not be bound to ascertain or confirm the application of the purchase money, if any, nor shall his title to the Share be affected by any irregularity to invalidity in the proceedings in reference to the forfeiture, sale or disposal of the Share.
79. The provision of these Articles as to forfeiture shall apply in the case of non-payment of any sum which, by the terms of issue of a Share, become payable at a fixed time, whether on account of the nominal value of the Share or by way of premium, as the same had been payable by virtue of a call duly made and notified.

XI. SHARES AND SHARE CERTIFICATES

80. Our Company shall cause to be kept a register of Members in accordance with Section 88 of the Act. Our Company shall be entitled to maintain in any country outside India a "foreign register" of Members or Debenture holders resident in that country.

81. A Person subscribing to Shares of our Company shall have the option either to receive certificates for such Shares or hold the Shares with a Depository in electronic form. Where Person opts to hold any Share with the Depository, our Company shall intimate such Depository of details of allotment of the Shares to enable the Depository to enter in its records the name of such Person as the beneficial owner of such Shares.
82. Unless the Shares have been issued in dematerialized form, every person whose name is entered as a Member in the register of Members shall be entitled to receive within two months after incorporation, in case of subscribers to the memorandum or after allotment or within one month after the application for the registration of transfer or transmission or sub-division or consolidation or renewal of any of its Shares as the case may be or within a period of six months from the date of allotment in the case of any allotment of Debenture or within such other period as the conditions of issue shall be provided –
- (a) one certificate for all his Shares without payment of any charges; or
 - (b) several certificates, each for one or more of his Shares, upon payment of twenty rupees for each certificate after the first.
83. Every certificate of Shares shall be under the seal of our Company, if any, and shall specify the number and distinctive numbers of Shares to which it relates and amount paid-up thereon and shall be signed by two Directors or by a Director and our Company Secretary. Further, out of the two Directors there shall be at least one director other than managing or whole-time director, where the composition of the Board so permits. *Provided that* in respect of a Share or Shares held jointly by several Persons, our Company shall not be bound to issue more than one certificate and delivery of a certificate for a Share to one of several joint holders shall be sufficient delivery to all such holders. Our Company may sub-divide or consolidate the share certificates.
84. If any Share stands in the names of 2 (Two) or more Persons, the Person first named in the Register of Members of our Company shall as regards voting at General Meetings, service of notice and all or any matters connected with our Company, except the transfer of Shares and any other matters herein otherwise provided, be deemed to be sole holder thereof but joint holders of the Shares shall be severally as well as jointly liable for the payment of all deposits, instalments and calls due in respect of such Shares and for all incidents thereof according to these Articles.
85. The Board may subject to the provisions of the Act, accept from any Member on such terms and conditions as they think fit, a surrender of his Shares or stock or any part thereof.
86. If any certificate be worn out, defaced, mutilated or torn or if there be no further space on the back thereof for endorsement of transfer or in case of sub-division or consolidation of Shares, then upon production and surrender thereof to our Company, a new certificate may be issued in lieu thereof, and if any certificate is lost or destroyed then upon proof thereof to the satisfaction of our Company and on execution of such indemnity as our Company deems adequate, a new certificate in lieu thereof shall be given to the party entitled to such lost or destroyed certificate. Every certificate under this Article shall be issued on payment of Rs. 20 for each certificate. *Provided that* no fee shall be charged for issue of new certificates in replacement of those which are old, defaced or worn out or where there is not further space on the back thereof for endorsement of transfer or in case of sub-division or consolidation of Shares.
- Provided that* notwithstanding what is stated above, the Directors shall comply with such rules or regulations and requirements of any stock exchange or the rules made under the Act or the rules made under Securities Contracts (Regulation) Act, 1956, as amended or any other act or rules applicable in this behalf.
- The provisions of this Article shall *mutatis mutandis* apply to issue of certificates for any other Securities, including Debentures, of our Company.
87. Subject to the provisions of Section 89 of the Act, a Person whose name is entered in the register of Members of our Company as the holder of the Shares but who does not hold the beneficial interest in such Shares shall file with our Company, a declaration to that effect in the form prescribed under the Act and

our Company shall make necessary filings with the Registrar as may be required, within a prescribed period as set out in the Act and the rules framed thereunder.

88. Subject to provisions of Section 90 of the Act, every individual, who acting alone or together, or through one or more persons or trust, including a trust and Persons resident outside India, holds beneficial interests, of not less than twenty-five per cent. or such other percentage as may be prescribed under the Act, in Shares of our Company or the right to exercise, or the actual exercising of significant influence or control as defined in clause (27) of Section 2 of the Act, over our Company shall make a declaration to our Company, specifying the nature of his interest and other particulars, in such manner and within such period of acquisition of the beneficial interest or rights and any change thereof. Our Company shall maintain a register of the interest declared by such individuals and changes therein which shall include the name of individual, his date of birth, address, details of ownership in our Company and such other details as may be prescribed under the Act.

XII. SHAREHOLDERS' MEETINGS

89. An Annual General Meeting shall be held each year within the period specified by the Law. Not more than 15 (Fifteen) months shall elapse between the date of one Annual General Meeting of our Company and that of the next. Nothing contained in the foregoing provisions shall be taken as affecting the right conferred upon the Registrar under the provisions of Section 96 of the Act to extend the time within which any Annual General Meeting may be held. Every Annual General Meeting shall be called during business hours on a day that is not a national holiday (declared as such by the Central Government) and shall be held either at the registered office or at some other place within the city in which the registered office of our Company is situate, as the Board may determine. Every Member of our Company shall be entitled to attend every General Meeting either in person or by proxy.
90. All notices of, and other communications relating to, any General Meeting shall be forwarded to the auditor of our Company, and the auditor shall, unless otherwise exempted by our Company, attend either by himself or through his authorised representative, who shall also be qualified to be an auditor, any General meeting and shall have right to be heard at such meeting on any part of the business which concerns him as the auditor.
91. All General Meetings other than the Annual General Meeting shall be called extraordinary General Meetings.
92. The business of an Annual General Meeting shall be the consideration of financial statements and the reports of the Board of Directors and auditors; the declaration of any dividend; the appointment of Directors in place of those retiring; the appointment of, and the fixing of the remuneration of, the auditors; in the case of any other meeting, all business shall be deemed to be special.
93. No business shall be discussed at any General Meeting except election of a Chairperson while the chair is vacant.
94. (i) The Board may, whenever it thinks fit, call an extraordinary General Meeting.
- (ii) The Board shall on the requisition of such number of Member or Members of our Company as is specified in Section 100 of the Act, forthwith proceed to call an extra-ordinary General Meeting of our Company and in respect of any such requisition and of any meeting to be called pursuant thereto, all other provisions of Section 100 of the Act shall for the time being apply.
- (iii) A General Meeting of our Company may be convened by giving not less than clear 21 (Twenty-One) days' notice either in writing or through electronic mode in such manner as prescribed under the Act, *provided that* a General Meeting may be called after giving a shorter notice if consent is given in writing or by electronic mode by majority in number of Members entitled to vote and who represent not less than 95% (Ninety-Five percent) of such part of the paid-up Share Capital of our Company as gives a right to vote at such General Meeting.
- (iv) Notice of every General Meeting shall be given to the Members and to such other Person or Persons as required by and in accordance with Section 101 and 102 of the Act and it shall be served in the manner authorized by Section 20 of the Act.

- (v) A General Meeting may be called after giving shorter notice if consent, in writing or by electronic mode, is accorded thereto in accordance to the provisions of Section 101 of the Act. Provided that where any Member of our Company is entitled to vote only on some resolution or resolutions to be moved at a meeting and not on the others, those Members shall be taken into account for the purposes of this Article in respect of the former resolution or resolutions and not in respect of the latter.
- (vi) Any accidental omission to give notice to, or the non-receipt of such notice by, any Member or other Person who is entitled to such notice for any meeting shall not invalidate the proceedings of the meeting.
- (vii) Subject to the provisions contained under Section 115 of the Act, where, by any provision contained in the Act or in these Articles, special notice is required of any resolution, notice of the intention to move such resolution shall be given to our Company by such number of Members holding not less than one per cent of total voting power or holding Shares on which such aggregate sum not exceeding five lakh rupees, has been paid-up and our Company shall immediately after receipt of the notice, give its members notice of the resolution at least 7 (Seven) days before the meeting, exclusive of the day of dispatch of notice and day of the meeting, in the same manner as it gives notice of any General Meetings.

XIII. PROCEEDINGS AT SHAREHOLDERS' MEETINGS

- 95. No business shall be transacted at any General Meeting, unless a quorum of Members is present at the time when the meeting proceeds to transact business.
- 96. Save as otherwise provided herein, the quorum for the General Meetings shall be as provided in Section 103 of the Act.
- 97. In the event a quorum as required herein is not present within 30 (Thirty) minutes of the appointed time, then subject to the provisions of Section 103 of the Act, the General Meeting shall stand adjourned to the same place and time 7 (Seven) days later or to such other date and such other time and place as the Board may determine, *provided that* the agenda for such adjourned General Meeting shall remain the same. The said General Meeting if called by requisitionists under Section 100 of the Act shall stand cancelled.
- 98. In case of an adjourned meeting or of a change of day, time or place of meeting, our Company shall give not less than 3 (Three) days' notice to the Members either individually or by publishing an advertisement in the newspapers (one in English and one in vernacular language) which is in circulation at the place where the registered office of our Company is situated.
- 99. The required quorum at any adjourned General Meeting shall be the same as that required at the original General Meeting.
- 100. If at the adjourned meeting also a quorum is not present within 30 (Thirty) minutes from the time appointed for holding such meeting, the Members present shall be the quorum and may transact the business for which the meeting was called.
- 101. The Chairperson may, with the consent of Members at any meeting at which a quorum is present, and shall, if so directed at the meeting, adjourn the meeting, from time to time and from place to place.
- 102. No business shall be transacted at any adjourned General Meeting other than the business left unfinished at the meeting from which the adjournment took place.
- 103. When a meeting is adjourned for 30 (Thirty) days or more, notice of the adjourned meeting shall be given as in the case of an original meeting.
- 104. Save as aforesaid, and as provided in Section 103 of the Act, it shall not be necessary to give any notice of an adjournment or of the business to be transacted at an adjourned meeting.
- 105. Before or on the declaration of the results of the voting on any resolution on a show of hands, a poll may

be ordered to be taken by the Chairperson of the meeting on his/ her own motion and shall be ordered to be taken by him/ her on a demand made in accordance with Section 109 of the Act.

106. The demand for a poll may be withdrawn at any time by the person or persons who made the demand.
107. Notwithstanding anything contained elsewhere in these Articles, our Company:
- (i) shall, in respect of such items of business as the Central Government may, by notification, declare or which are under any other applicable Law required to be transacted only by means of postal ballot; and
 - (ii) may, in respect of any item of business, other than ordinary business and any business in respect of which Directors or auditors have a right to be heard at any meeting, transact by means of postal ballot,

in such manner as may be prescribed, instead of transacting such business at a General Meeting and any resolution approved by the requisite majority of the Members by means of such postal ballot, shall be deemed to have been duly passed at a General Meeting convened in that behalf and shall have effect accordingly.

108. Directors may attend and speak at General Meetings, whether or not they are Shareholders.
109. A body corporate being a Member shall be deemed to be personally present if it is represented in accordance with Section 113 of the Act and the Articles.
110. The Chairperson of the Board of Directors or in his absence the vice-Chairperson of the Board shall, preside as chairperson at every General Meeting, annual or extraordinary.
111. If there is no such Chairperson or if he is not present within 15 (Fifteen minutes) after the time appointed for holding the General Meeting or is unwilling to act as the Chairperson of the General Meeting, the Directors present shall elect one of their members to be the Chairperson of the General Meeting.
112. If at any General Meeting no Director is willing to act as the Chairperson or if no Director is present within 15 (Fifteen) minutes after the time appointed for holding the General Meeting, the Members present shall choose one of their Members to be the Chairperson of the General Meeting. If a poll is demanded on the election of the Chairperson, it shall be taken forthwith in accordance with the provisions of the Act and the Chairperson elected on show of hands shall exercise all the powers of the Chairperson under the said provisions. If some other person is elected Chairperson as a result of the poll, he shall be the Chairperson for the rest of the meeting.

XIV. VOTES OF MEMBERS

113. Subject to any rights or restrictions for the time being attached to any class or classes of Shares:
- (i) on a show of hands, every Member present in Person shall have 1 (One) vote; and
 - (ii) on a poll, the voting rights of Members shall be in proportion to their Share in the paid-up Share Capital.
114. The Chairperson shall not have a second or casting vote in the event of an equality of votes at General Meetings of our Company.
115. At any General Meeting, a resolution put to vote of the meeting shall be decided on a show of hands, unless a poll is (before or on the declaration of the result of the voting on any resolution on show of hands) demanded by any Member or Members present in Person or by proxy, and having not less than one-tenth of the total voting power or holding Shares on which an aggregate sum of not less than Rs. 5,00,000 (Indian Rupees Five Lakh) or such higher amount as may be prescribed has been paid up.
116. Any business other than that upon which a poll has been demanded may be proceeded with, pending the taking of the poll.

117. A Member may exercise his vote at a meeting by electronic means in accordance with Section 108 of the Act and shall vote only once.
118. In case of joint holders, the vote of the senior who tenders a vote, whether in Person or proxy, shall be accepted to the exclusion of the votes of the other joint holders. For this purpose, seniority shall be determined by the order in which the names are stated in the register of Members of our Company.
119. A Member of unsound mind, or in respect of whom an order has been made by any court having jurisdiction, may vote, whether on a show of hands or on a poll, by his committee or other legal guardian, and any such committee or guardian may, on a poll, vote by proxy.
120. No Member shall be entitled to exercise any voting rights either personally or by proxy at any General Meeting or meeting of a class of Shareholders either upon a show of hands or upon a poll in respect of any Shares registered in his/ her name on which any calls or other sums presently payable by him in respect of Shares in our Company have not been paid.
121. No objection shall be raised to the qualification of any voter except at the General Meeting or adjourned General Meeting at which the vote objected to is given or tendered, and every vote not disallowed at such General Meeting and whether given personally or by proxy or otherwise shall be deemed valid for all purpose. Any such objection made in due time shall be referred to the Chairperson of the General Meeting whose decision shall be final and conclusive.
122. A declaration by the Chairperson of the meeting of the passing of a resolution or otherwise by show of hands and an entry to that effect in the books containing the minutes of the meeting of our Company shall be conclusive evidence of the fact of passing of such resolution or otherwise.
123. Any poll duly demanded on the question of adjournment shall be taken forthwith. A poll demanded on any other question (not being a question relating to the election of a Chairperson or adjournment of the meeting) shall be taken at such time not exceeding 48 hours from the time when the demand was made, as the Chairperson may direct.
124. The Chairperson of a General Meeting, may with the consent of the meeting, adjourn the same from time to time and from place to place, but no business shall be transacted at any adjourned meeting other than the business left unfinished at the meeting from which the adjournment took place.
125. The demand of a poll shall not prevent the continuance of a meeting for the transaction of any business other than the question of which a poll has been demanded.
126. Where a poll is to be taken, the Chairperson of the meeting shall appoint two scrutinisers to scrutinise the votes given on the poll and to report thereon to him/ her in accordance with Section 109 of the Act.
127. The Chairperson shall have power, at any time before the result of the poll is declared to remove a scrutiniser from office and to fill vacancies in the office of scrutiniser arising from such removal or from any other cause.
128. Of the two scrutinisers, one shall always be a Member (not being an officer or employee of our Company) present at the meeting, provided such a Member is available and willing to be appointed.
129. The Chairperson of the meeting shall have power to regulate the manner in which a poll shall be taken.
130. The result of the poll shall be deemed to be decision of the meeting on the resolution on which the poll was taken.
131. The Chairperson of any meeting shall be the sole judge of the validity of every vote tendered at such meeting.
132. On a poll taken at meeting of our Company, a Member entitled to more than one vote, or his proxy or other person entitled to vote for him, as the case may be, need not, if he votes, use all his votes or cast in the same way all the votes he uses.

133. Where a resolution is passed at an adjourned meeting of our Company, the resolution shall, for all purposes, be treated as having been passed on the date on which it was in fact passed and shall not be deemed to have been passed on any earlier date.
134. At every Annual General Meeting of our Company, there shall be laid on the table the Directors' report, audited statements of accounts, auditor's report (if not already, incorporated in the audited statements of accounts), the proxy register with proxies and the register of Directors' holdings.

XV. PROXY

135. Subject to the provisions of the Act and these Articles, any Member of our Company entitled to attend and vote at a General Meeting of our Company shall be entitled to appoint a proxy to attend and vote instead of himself and the proxy so appointed shall have no right to speak at the meeting.
136. The proxy shall not be entitled to vote except on a poll.
137. The instrument appointing a proxy and the power of attorney or other authority, if any, under which it is signed or a notarised copy of that power or authority, shall be deposited at the registered office not less than 48 (Forty Eight) hours before the time for holding the meeting or adjourned meeting at which the Person named in the instrument proposes to vote; or in the case of a poll, not less than 24 (Twenty Four) hours before the time appointed for the taking of the poll; and in default the instrument of proxy shall not be treated as valid.
138. An instrument appointing a proxy shall be in the form as prescribed under the Act and the rules framed thereunder.
139. A vote given in accordance with the terms of an instrument of proxy shall be valid, notwithstanding the previous death or insanity of the principal or the revocation of the proxy or of the authority under which the proxy was executed, or the transfer of the Shares in respect of which the proxy is given; *provided that* no intimation in writing of such death, insanity, revocation or transfer shall have been received by our Company at its office before the commencement of the meeting or the adjourned meeting at which the proxy is used.

XVI. DIRECTORS

140. The business of our Company shall be managed by the Directors who may pay all expenses incurred in setting up and registering our Company and may exercise all such powers of our Company as are not restricted by the Act or by these Articles.
141. Subject to the provisions of the Act, the number of Directors shall not be less than 3 (Three) and more than 15 (Fifteen), *provided that* our Company may appoint more than 15 (Fifteen) directors after passing a Special Resolution. At least one Director shall reside in India for a total period of not less than 182 (One Hundred and Eighty-Two) days in each financial year.
142. The Directors need not hold any qualification Shares in our Company.
143. *This article has been left intentionally blank.*
144. Subject to the provisions of the Act, each Director shall be paid sitting fees for each meeting of the Board or a Committee thereof attended by him, subject to the ceiling prescribed under the Act.
145. The Directors may also be paid travelling and other expenses for attending and returning from meeting of the Board of Directors (including hotel expenses) and any other expenses properly incurred by them in connection with the business of our Company. The Directors may also be remunerated for any extra services done by them outside their ordinary duties as Directors, subject to the provisions of Section 197 of the Act.
146. Subject to the applicable provisions of the Act, if any Director, being willing shall be called upon to

perform extra services for the purposes of our Company, our Company shall remunerate such Director by such fixed sum or percentage of profits or otherwise as may be determined by the Directors and such remuneration may be either in addition to or in substitution for his remuneration provided above.

147. Subject to the provisions of Section 197 and the other applicable provisions of the Act, the remuneration of Directors may be fixed at a particular sum or a percentage of the net profits or partly by one way and partly by the other.
148. In the event that a Director is absent for a continuous period of not less than 3 (Three) months from India (an “**Original Director**”), subject to these Articles, the Board may appoint another Director (an “**Alternate Director**”), not being a person holding any alternate directorship for any other Director or holding directorship in our Company, for and in place of the Original Director. The Alternate Director shall be entitled to receive notice of all meetings and to attend and vote at such meetings in place of the Original Director and generally to perform all functions of the Original Director in the Original Director’s absence. No Person shall be appointed as an Alternate Director to an Independent Director unless such Person is qualified to be appointed as an Independent Director of our Company. Any Person so appointed as Alternate Director shall not hold office for a period longer than that permissible to the Original Director and shall vacate the office if and when the Original Director returns to India.
149. The office of a Director shall automatically become vacant, if he is disqualified under any of the provisions of the Act. Further, subject to the provisions of the Act, a Director may resign from his office at any time by giving a notice in writing to our Company and the Board shall on receipt of such notice take note of the same and our Company shall intimate the Registrar and also place the fact of such resignation in the report of Directors laid in the immediately following General Meeting. Such Director may also forward a copy of his resignation along with detailed reasons for the resignation to the Registrar within 30 (Thirty) days of resignation. The resignation of a Director shall take effect from the date on which the notice is received by our Company or the date, if any, specified by the Director in the notice, whichever is later.
150. At any Annual General Meeting at which a Director retires, our Company may fill up the vacancy by appointing the retiring Director who is eligible for re-election or some other Person if a notice for the said purpose has been left at the office of our Company in accordance with the provisions of the Act.
151. No Person shall be appointed as a Director unless he furnishes to our Company his Director Identification Number under Section 154 of the Act or any other number as may be prescribed under Section 153 of the Act and a declaration that he is not disqualified to become a Director under the Act.
152. No Person appointed as a Director shall act as a Director unless he gives his consent to hold the office as a Director and such consent has been filed with the Registrar within 30 (Thirty) days of his appointment in the manner prescribed in the Act.
153. Subject to the provisions of the Act, the Directors shall have the power, at any time and from time to time to appoint any Persons as Additional Director in addition to the existing Directors so that the total number of Directors shall not at any time exceed the number fixed for Directors in these Articles. Any Director so appointed shall hold office only until the next following Annual General Meeting or the last date on which the Annual General Meeting should have been held, whichever is earlier, but shall be eligible for re-appointment as Director.
154. Our Company may by Ordinary Resolution, of which special notice has been given in accordance with the Section 169 of the Act, remove any Director including the managing director, if any, before the expiration of the period of his office. Notwithstanding anything contained in these Articles or in any agreement between our Company and such Director, such removal shall be without prejudice to any contract of service between him and our Company.
155. If the office of any Director appointed by our Company in General Meeting, is vacated before his term of office expires in the normal course, the resulting casual vacancy may be filled up by the Board at a meeting of the Board but any Person so appointed shall retain his office so long only as the vacating Director would have retained the same if such vacancy had not occurred.
156. In the event of our Company borrowing any money from any financial corporation or institution or government or any government body or a collaborator, bank, Person or Persons or from any other source,

while any money remains due to them or any of them the lender concerned may have and may exercise the right and power to appoint, from time to time, any Person or Persons to be a Director or Directors of our Company and the Directors so appointed, shall not be liable to retire by rotation, subject however, to the limits prescribed by the Act. Any Person so appointed may at any time be removed from the office by the appointing authority who may from the time of such removal or in case of death or resignation of Person, appoint any other or others in his place. Any such appointment or removal shall be in writing, signed by the appointee and served on our Company. Such Director need not hold any qualification Shares.

157. Our Company may take and maintain any insurance as the Board may think fit on behalf of its present and/ or former Directors and key managerial personnel for indemnifying all or any of them against any liability for any acts in relation to our Company for which they may be liable but have acted honestly or reasonably.

XVII. MANAGING DIRECTOR OR WHOLE TIME DIRECTOR

158. The Board may, from time to time, subject to Section 196 and other applicable provisions of the Act, appoint one or more of their bodies to the office of the managing director or whole time Director for such period and on such remuneration and other terms, as they think fit and subject to the terms of any agreement entered into in any particular case, may revoke such appointment.
159. Subject to the provisions of any contract between him and our Company, the managing director/ whole-time director, shall be subject to the same provisions as to resignation and removal as the other Directors and his appointment shall automatically terminate if he ceases to be a Director.
160. Subject to the provisions of the Act, a managing director or whole time director may be paid such remuneration (whether by way of salary, commission or participation in profits or partly in one way and party in other) as the Board may determine.
161. The Board, subject to Section 179 and any other applicable provisions of the Act, may entrust to and confer upon a managing director or whole time director any of the powers exercisable by them upon such terms and conditions and with such transfers, as they may think fit and either collaterally with or to the exclusion of their own powers and may, from time to time, revoke, withdraw or alter or vary all or any of such powers.

XVIII. MEETINGS OF THE BOARD

162. The Board may meet for the conduct of business, adjourn and otherwise regulate its meetings, as it thinks fit.
163. A Director may, and the manager or the Secretary of our Company upon the requisition of a Director shall, at any time convene a meeting of the Board.
164. Subject to the provisions the Act, the Board shall meet at least 4 (Four) times in a year in such a manner that not more than 120 (one hundred and twenty) days shall intervene between 2 (Two) consecutive meetings of the Board.
165. The quorum for the meeting of the Board shall be one third of its total strength or 2 (Two) Directors, whichever is higher, and the participation of the Directors by video conferencing or by other audio-visual means shall also be counted for the purpose of quorum. *Provided that* where at any time the number of interested Directors is equal to or exceeds two-thirds of the total strength of the Board, the number of remaining Directors, that is to say the number of Directors who are not interested and present at the meeting being not less than 2 (Two), shall be the quorum during such time.
166. The continuing Directors may act notwithstanding any vacancy in the Board; but if and so long as their number is reduced below the quorum fixed by the Act for a meeting of the Board, the continuing Directors or Director may act for the purpose of increasing the number of Directors to that fixed for the quorum, or of summoning a General Meeting of our Company, but for no other purpose.
167. If quorum is found to be not present within 30 (Thirty) minutes from the time when the meeting should

have begun or if during the meeting, valid quorum no longer exists, the meeting shall be reconvened at the same time and at the same place 7 (Seven) days later. At the reconvened meeting, the Directors present and not being less than 2 (Two) Persons shall constitute the quorum and may transact the business for which the meeting was called and any resolution duly passed at such meeting shall be valid and binding on our Company.

168. Subject to the provisions of the Act allowing for shorter notice periods, a meeting of the Board shall be convened by giving not less than 7 (Seven) days' notice in writing to every Director at his address registered with our Company and such notice shall be sent by hand delivery or by post or by electronic means.
169. Save as otherwise expressly provided in the Act, questions arising at any meeting of the Board shall be decided by a majority of votes.
170. The Board may elect a Chairperson for its meetings and determine the period for which he is to hold office. The Board may likewise appoint a vice-chairman of the Board of Directors to preside over the meeting at which the chairman shall not be present. If at any meeting the Chairperson is not present within 5 (Five) minutes after the time appointed for holding the meeting, the Directors present may choose one of their members to be Chairperson of the meeting.
171. In case of equality of votes, the Chairperson of the Board shall have a casting vote at Board meetings of our Company.
172. The Board may, subject to the provisions of the Act, delegate any of its powers to committees consisting of such Member or Members of its body as it thinks fit.
173. Any committee so formed shall, in the exercise of the powers so delegated, conform to any regulations that may be imposed on it by the Board.
174. A committee may elect a Chairperson of its meetings and may also determine the period for which he is to hold office. If no such Chairperson is elected, or if at any meeting the Chairperson is not present within 5 (Five) minutes after the time appointed for holding the meeting, the Members present may choose one of their Members to be Chairperson of the meeting.
175. A committee may meet and adjourn as it thinks fit.
176. Questions arising at any meeting of a committee shall be determined by a majority of votes of the Directors present. The chairperson of the committee, if any, shall not have any second or casting vote.
177. Subject to these Articles and Sections 175, 179 and other applicable provisions of the Act, a circular resolution in writing, executed by or on behalf of a majority of the Directors or members of the Committee, shall constitute a valid decision of the Board or committee thereof, as the case may be, *provided that* a draft of such resolution together with the information required to make a fully-informed good faith decision with respect to such resolution and appropriate documents required to evidence passage of such resolution, if any, was sent to all of the Directors or members of the committee (as the case may be) at their addresses registered with our Company in India by hand delivery or by post or by courier, or through such electronic means as may be prescribed under the Act, and has been approved by a majority of the Directors or members who are entitled to vote on the resolution.
178. All acts done in any meeting of the Board or of a committee thereof or by any Person acting as a Director shall, notwithstanding that it may be afterwards discovered that his appointment was invalid by reason of any defect for disqualification or had terminated by virtue of any provisions contained in the Act, or in these Articles, be as valid as if every such Director or such Person had been duly appointed and was qualified to be a Director.
179. Subject to the provisions of the Act, no Director shall be disqualified by his office from contracting with our Company, nor shall any such contract entered into by or on behalf of our Company in which any Director shall be in any way interested be avoided, nor shall any Director contracting or being so interested be liable to account to our Company for any profit realized by any such contract by reason only of such Director holding that office or of the fiduciary relations thereby established; *provided that* every Director who is in any way whether directly or indirectly concerned or interested in a contract or

arrangement, entered into or to be entered into by or on behalf of our Company, shall disclose the nature of his concern or interest at a meeting of the Board and shall not participate in such meeting as required under Section 184 and other applicable provisions of the Act, and his presence shall not count for the purposes of forming a quorum at the time of such discussion or vote.

XIX. POWERS OF THE DIRECTORS

180. The Directors shall have powers for the engagement and dismissal of managers, engineers, clerks and assistants and shall have power of general directions, management and superintendence of the business of our Company with full power or do all such acts, matters and things deemed necessary, proper or expedient for carrying on the business of our Company and to make and sign all such contracts, and other government papers and instruments that shall be necessary, proper or expedient, for the authority and direction of our Company except only such of them as by the Act or by these Articles are expressly directed to be exercised by the Members in the General Meeting.
181. Subject to Section 179 of the Act, the Directors shall have the right to delegate any of their powers covered under Section 179(3)(d) to Section 179(3)(f) to any committee of the Board, managers, or any other principal officer of our Company as they may deem fit and may at their own discretion revoke such powers.
182. The Board of Directors shall, or shall authorize Persons in their behalf, to make necessary filings with governmental authorities in accordance with the Act and other applicable Law, as may be required from time to time.
183. Subject to the provisions of the Act and these Articles, the Board shall be entitled to exercise all such powers, and to do all such acts and things as our Company is authorized to exercise and do; *provided that* the Board shall not exercise any power or do any act or thing which is directed or required, whether by the Act, or any other statute or by the Memorandum of Association or by these Articles or otherwise, to be exercised or done by our Company in a General Meeting; provided further that in exercising any such power or doing any such act or thing, the Board shall be subject to the provisions in that behalf contained in the Act or any other statute or in the Memorandum of Association of our Company or in these Articles, or in any regulations not inconsistent therewith and duly made thereunder, including regulations made by our Company in General Meeting, but no regulation made by our Company in General meeting shall invalidate any prior act of the Board which would have been valid if that regulation had not been made.
184. Subject to the provisions of the Act and the and any other applicable Law for the time being in force, the Directors shall have the power, from time to time and at their discretion, to borrow, raise or secure the payment of any sum of money for and on behalf of our Company in such manner and upon such terms and conditions in all respects as they think fit and through the issue of Debentures or bonds of our Company or by mortgage or charge upon all or any of the properties of our Company both present and future including its uncalled capital then available.
185. The Directors shall have the power to open bank accounts, to sign cheques on behalf of our Company and to operate all banking accounts of our Company and to receive payments, make endorsements, draw and accept negotiable instruments, *hundies* and bills or may authorise any other Person or Persons to exercise such powers.

XX. BORROWING POWERS

186. Subject to the provisions of the Act, the Board may from time to time, at their discretion raise or borrow or secure the payment of any sum or sums of money for and on behalf of our Company. Any such money may be raised or the payment or repayment thereof may be secured in such manner and upon such terms and conditions in all respect as the Board may think fit by promissory notes or by opening loan or current accounts or by receiving deposits and advances at interest with or without security or otherwise and in particular by the issue of bonds, perpetual or redeemable Debentures of our Company charged upon all or any part of the property of our Company (both present and future) including its uncalled capital for the time being or by mortgaging or charging or pledging any lands, buildings, machinery, plant, goods or other property and Securities of our Company or by other means as the Board deems expedient.
187. The Board of Directors shall not except with the consent of our Company by way of a Special Resolution,

borrow moneys where the moneys to be borrowed together with the moneys already borrowed by our Company (apart from temporary loans obtained from our Company's bankers in the ordinary course of business) exceeds the aggregate of paid-up Share Capital, free reserves and securities premium of our Company.

XXI. DIVIDEND AND RESERVES

- 188.** Our Company in a General Meeting may declare dividends, but no dividend shall exceed the amount recommended by the Board.
- 189.** Subject to the provisions of the Act, the Board may from time to time pay to the Members such interim dividends as appear to it to be justified by the profits of our Company.
- 190.** The Board may, before recommending any dividend, set aside out of the profits of our Company such sums as it thinks fit as a reserve or reserves which shall, at the discretion of the Board, be applicable for any purpose to which the profits of our Company may be properly applied, including provision for meeting contingencies or for equalising dividends; and pending such application, may, at the like discretion, either be employed in the business of our Company or be invested in such investments (other than Shares of our Company) as the Board may, from time to time, think fit. The Board may also carry forward any profits which it may consider necessary not to divide, without setting them aside as a reserve.
- 191.** Subject to the rights of Persons, if any, entitled to Shares with special rights as to dividends, all dividends shall be declared and paid according to the amounts paid or credited as paid on the Shares in respect whereof the dividend is paid, but if and so long as nothing is paid upon any of the Shares in our Company, dividends may be declared and paid according to the amounts of the Shares.
- 192.** No amount paid or credited as paid on a Share in advance of calls shall be treated for the purpose of these Articles as paid on the Share.
- 193.** All dividends shall be apportioned and paid proportionately to the amounts, paid or credited as paid on the Shares during any portion or portions of the period in respect of which the dividend is paid, but if any Share is issued on terms providing that it shall rank for dividend as from a particular date such Share shall rank for dividend accordingly.
- 194.** The Board may deduct from any dividend payable to any Member all sums of money, if any, presently payable by him to our Company on account of calls or otherwise in relation to the Shares.
- 195.** Any dividend, interest or other monies payable in cash in respect of Shares may be paid by electronic mode or by cheque, demand draft or warrant sent through the post directed to the registered address of the holder or, in the case of joint holders, to the registered address of that one of the joint holders who is first named on the register of Members of our Company, or to such Person and to such address as the holder or joint holders may in writing direct.
- 196.** Every such cheque or warrant shall be made payable to the order of the Person to whom it is sent.
- 197.** Any one of two or more joint holders of a Share may give effectual receipts for any dividends, bonuses or other payments in respect of such Share.
- 198.** Notice of any dividend, whether interim or otherwise, that may have been declared shall be given to the Persons entitled to Share therein in the manner mentioned in the Act.
- 199.** No dividend shall bear interest against our Company.
- 200.** A Shareholder can waive/ forgo the right to receive the dividend (either final and/ or interim) to which he is entitled, on some or all the equity Shares held by him in our Company. However, the Shareholder cannot waive/ forgo the right to receive the dividend (either final and/ or interim) for a part of percentage of dividend on Share(s).
- 201.** Where a dividend has been declared by our Company but has not been paid or claimed within thirty days from the date of the declaration to any Shareholder entitled to the payment of the dividend, our Company

shall, within seven days from the date of expiry of the said period of thirty days, transfer the total amount of dividend which remains unpaid or unclaimed to a special account to be opened by our Company in that behalf in any scheduled bank to be called the 'Unpaid Dividend Account'.

202. Any money transferred to the 'Unpaid Dividend Account' of our Company which remains unpaid or unclaimed for a period of 7 (Seven) years from the date of such transfer, shall be transferred by our Company along with the interest accrued, if any, to the Fund known as Investor Education and Protection Fund established under section 125 of the Act. There shall be no forfeiture of unclaimed or unpaid dividends before the claim becomes barred by law.
203. All Shares in respect of which the Dividend has not been paid or claimed for 7 (Seven) consecutive years or more shall be transferred by our Company in the name of Investor Education and Protection Fund along with a statement containing such details as may be prescribed. Provided that any claimant of Shares so transferred shall be entitled to claim the transfer of Shares from Investor Education and Protection Fund in accordance with such procedure and on submission of such documents as may be prescribed.
204. Our Company shall comply with the provisions of the Act in respect of any dividend remaining unpaid or unclaimed with our Company.

XXII. INSPECTION OF ACCOUNTS

205. (i) The Board shall cause proper books of account to be maintained under Section 128 and other applicable provisions of the Act.
- (ii) The Board shall, from time to time, in accordance with the Act, determine whether and to what extent and at what times and places and under what conditions or regulations all books of our Company or any of them, shall be open to the inspection of Members not being Directors.
- (iii) No Member (not being a Director) or other Person shall have any right of inspecting any account book or document of our Company except as conferred by Law or authorised by the Board or by our Company in General Meetings.
- (iv) Each Director shall be entitled to examine the books, accounts and records of our Company, and shall have free access, at all reasonable times and with prior written notice, to any and all properties and facilities of our Company.

XXIII. SECRECY

206. Every manager, auditor, trustee, member of a Committee, officer, servant, agent, accountant or other Persons employed in the business of our Company shall, if so required by the Board, before entering upon the duties, sign a declaration pledging himself to observe strict secrecy respecting all *bona fide* transactions of our Company with its customers and the state of accounts with individuals and in matters relating thereto and shall by such declaration pledge himself not to reveal any of the matters which may come to his knowledge in the discharge of his duties except when required to do so by the Directors or by any General Meeting or by the Law of the country and except so far as may be necessary in order to comply with any of the provisions in these Articles and the provisions of the Act.

XXIV. WINDING UP

207. Our Company may be wound up in accordance with the Act and the Insolvency and Bankruptcy Code, 2016, as amended. (to the extent applicable).

XXV. THE SEAL

208. (i) The Board shall provide for the safe custody of the seal of our Company.
- (ii) The seal shall not be affixed to any instrument except by the authority of resolution of the Board or a committee of the Board authorised by it in that behalf, and except in the presence of at least 1 (One) Director or Company Secretary or any other official of our Company as the Board may decide and that 1 (One) Director or Company Secretary or such official shall sign every

instrument to which the Seal of our Company is so affixed in their presence. The Share certificates will, however, be signed and sealed in accordance with Rule 5 of the Companies (Share Capital and Debentures) Rules, 2014, as amended.

XXVI. AUDIT

209. Subject to the provisions of the Act, our Company shall appoint an auditor at an Annual General Meeting to hold office from the conclusion of that Annual General Meeting until the conclusion of the sixth Annual General Meeting from such Annual General Meeting, and every auditor so appointed shall be informed of his appointment within 15 days.
210. The Directors may fill up any casual vacancy in the office of the auditors within 30 (Thirty) days subject to the provisions of Section 139 and 140 of the Act and the rules framed thereunder.
211. The remuneration of the auditors shall be fixed by our Company in the Annual General Meeting or in such manner as our Company may in the General Meeting determine.

XXVII. GENERAL AUTHORITY

212. Wherever in the Act, it has been provided that our Company shall have any right, privilege or authority or that our Company cannot carry out any transaction unless our Company is so authorized by its Articles then in that case, these Articles hereby authorize and empower our Company to have such rights, privilege or authority and to carry out such transaction as have been permitted by the Act, without there being any specific Article in that behalf herein provided.

XXVIII. INDEMNITY

213. Every officer of our Company shall be indemnified out of the assets of our Company against any liability incurred by him in defending any proceedings, whether civil or criminal, in which judgment is given in his favour or in which he is acquitted or in which relief is granted to him by the court or the National Company Law Tribunal.

PART B

Part B of the Articles provide for, among other things, the rights of certain shareholders pursuant to the SHA. For more details, see '*History and Certain Corporate Matters – Summary of Key Agreements and Shareholders' Agreement – Shareholders' Agreement*' on page 322.

Part B of the Articles of Association has terminated with effect from the date of filing of the updated draft red herring prospectus with SEBI.

Except as disclosed herein, there are no material clauses of our Articles of Association having a bearing on the Offer.

SECTION IX – OTHER INFORMATION

MATERIAL CONTRACTS AND DOCUMENTS FOR INSPECTION

The copies of the following documents and contracts (not being contracts entered into in the ordinary course of business carried on by our Company) which are, or may be deemed material, have been entered or to be entered into by our Company. These contracts, copies of which will be attached to the copy of this Red Herring Prospectus filed with the Registrar of Companies, and also the documents for inspection referred to hereunder may be inspected at our Registered and Corporate Office, from 10.00 a.m. to 5.00 p.m. on Working Days and will also be available at <https://www.firstcry.com/investor-relations/material-documents/> from the date of this Red Herring Prospectus until the Bid/Offer Closing Date (except for such documents or agreements executed after the Bid/Offer Closing Date).

Material Contracts to the Offer

1. Offer agreement dated April 29, 2024 as amended pursuant to the amendment agreement dated July 13, 2024, entered into among our Company, the Selling Shareholders and the BRLMs;
2. Registrar agreement dated April 29, 2024 entered into among our Company, the Selling Shareholders and the Registrar to the Offer;
3. Monitoring Agency agreement dated July 30, 2024 entered into between our Company and the Monitoring Agency;
4. Cash Escrow and sponsor bank agreement dated July 30, 2024 entered into among our Company, the Selling Shareholders, the BRLMs, the Syndicate Members, Banker(s) to the Offer and the Registrar to the Offer;
5. Share escrow agreement dated July 18, 2024 entered into among the Selling Shareholders, our Company and the Share Escrow Agent;
6. Syndicate Agreement dated July 30, 2024 entered into among the members of the Syndicate, our Company, the Selling Shareholders and the Registrar to the Offer; and
7. Underwriting agreement dated [●], 2024 entered into among our Company, the Selling Shareholders, the Registrar to the Offer and the members of the Syndicate.

Material Documents

1. Certified copies of our Memorandum of Association and Articles of Association;
2. Certificate of incorporation dated May 17, 2010, and fresh certificate of incorporation dated November 2, 2023 issued consequent upon conversion into a public company;
3. Board resolutions of our Company, dated December 16, 2023, authorizing the Offer and other related matters;
4. Shareholders' resolution dated December 21, 2023 in relation to the Fresh Issue and other related matters;
5. Consent letters of each of the Selling Shareholders authorizing their respective portions of the Offer for Sale;
6. Resolution of our Board, dated April 29, 2024, approving the DRHP;
7. Resolution of our Board, dated July 30, 2024, approving the RHP;
8. Consent dated July 30, 2024 from Walker Chandiok & Co LLP, Chartered Accountants to include their name as required under Section 26 (5) of the Companies Act 2013 read with SEBI ICDR Regulations, in this Red Herring Prospectus and as an "expert" as defined under Section 2(38) of the Companies Act 2013 to the extent and in their capacity as our Statutory Auditors, and in respect of their (i) examination

report dated July 5, 2024 on our Restated Consolidated Financial Statements; (ii) report dated July 5, 2024 on our Unaudited Pro Forma Consolidated Financial Information; and (iii) report/certificate dated July 30, 2024 on the statement of possible special tax benefits in respect of the Company, Shareholders and Material Subsidiaries, included in this Red Herring Prospectus. However, the term “expert” shall not be construed to mean an “expert” as defined under the US Securities Act;

9. Consents of banker to our Company, the BRLMs, Registrar to the Offer, RedSeer, Banker(s) to the Offer, independent chartered accountant, independent architect, independent chartered engineer, legal advisors to the Company, Syndicate Members, Monitoring Agency, Directors and Company Secretary and Compliance Officer to act in their respective capacities;
10. Shareholders’ agreement dated September 14, 2022 entered into amongst Vandit Goyal, Suman Basu, Paipal Ventures LLP, Rangsons LLP, Orkla India Private Limited (*formerly known as MTR Foods Private Limited*), Firmroots and our Company;
11. Share subscription agreement dated December 26, 2020 entered into amongst Firmroots Shareholders, Firmroots and our Company;
12. Share purchase agreement dated December 26, 2020 entered into amongst Orkla, Firmroots Shareholders, Firmroots and our Company;
13. Share purchase agreement dated December 26, 2020 entered into amongst Rajagiri Harika, Rajendra Kumar Kotapalli, Sumeet Suryakanth Rao, Firmroots Shareholders, Firmroots and our Company;
14. Share purchase agreement dated December 26, 2020 entered into amongst Pradeep Sesham, Tanu Gupta, Firmroots Shareholders, Firmroots and our Company;
15. Share purchase agreement dated December 26, 2020 entered into amongst Nischal Prasad Kilaru, Samatha Kilaru (jointly), Firmroots Shareholders, Firmroots and our Company;
16. Share purchase agreement dated May 10, 2022 entered into amongst Firmroots Shareholders, Firmroots and our Company;
17. Share subscription agreement dated June 3, 2021 entered into amongst Nitin Agarwal, Supam Maheshwari, Globalbees Brands and our Company;
18. Series C shareholders’ agreement dated December 20, 2021 entered into amongst Globalbees Brands, Lightspeed India Partners III LLC, Chimetech Holding Ltd, PI Opportunities II, Chiratae Ventures India Fund IV represented by its trustee Vistra ITCL (India) Limited, Chiratae Ventures Master Fund IV represented by its trustee Vistra ITCL (India) Limited, SVF Frog (Cayman) Ltd, Steadview Capital Mauritius Limited, Pratithi Investment Trust, Satyadharm Investments and Trading Company Private Limited, Doli Trading and Investment Private Limited, Castle Investment and Industries Private Limited, Lyon Investment and Industries Private Limited, Kiran Vyapar Limited, Balkrishna Industries Limited, Gaurav Jain, Anoop Prakash Sharma Family Trust, Nitin Agarwal, Supam Maheshwari and our Company;
19. Series C share subscription agreement dated December 20, 2021 entered into amongst Globalbees Brands, Lightspeed India Partners III LLC, PI Opportunities II, Chiratae Ventures India Fund IV represented by its trustee Vistra ITCL (India) Limited, Chiratae Ventures Master Fund IV represented by its trustee Vistra ITCL (India) Limited, SVF Frog (Cayman) Ltd, Steadview Capital Mauritius Limited, Pratithi Investment Trust, Satyadharm Investments and Trading Company Private Limited, Doli Trading and Investment Private Limited, Castle Investment and Industries Private Limited, Lyon Investment and Industries Private Limited, Kiran Vyapar Limited, Balkrishna Industries Limited, Gaurav Jain, Anoop Prakash Sharma Family Trust, Nitin Agarwal, Supam Maheshwari and our Company;
20. Shareholders’ agreement dated March 16, 2021 entered into amongst Solis, Solis Promoters, Pratiik K Kamble and our Company;
21. Securities subscription agreement dated March 16, 2021 entered into amongst Solis, Solis Promoters and our Company;

22. Shareholders' agreement dated April 23, 2020 entered into amongst Swara Baby, Andya Bon Merchari LLP, Alok Birla, Andya Bon Merchari LLP, Ritum Jain, Radiant Toddler Care Private Limited, Rajneesh Jain, Rahul Bubna, Anadya Residency LLP, Udit Birla, Sangeeta Birla and our Company;
23. Securities subscription agreement dated April 23, 2020 entered into amongst Swara Baby, Ritum Jain, Swara Promoters, Udit Birla, Sangeeta Birla and our Company;
24. Share purchase agreement dated December 13, 2023 entered into amongst Andya Bon Merchari LLP, Alok Birla, Swara Baby and our Company;
25. Share subscription and share purchase agreement dated May 2, 2022 entered into between Suman Basu, Vandit Goyal, Digital Age and our Company;
26. Share purchase agreement dated May 7, 2020 entered into amongst Swara Baby, Anadya Residency LLP and our Company;
27. Share purchase agreement dated April 13, 2023 entered into amongst Ritum Jain, Rahul Bubna, Radiant Toddler Care LLP (*formerly known as Radiant Toddler Care Private Limited*), Rajneesh Jain, Anadya Residency LLP, Vinod Kumar Jain, Rahul Jain, Kiran Jain, Andya Bon Merchari LLP, Alok Birla, Swara Baby and our Company;
28. Business transfer agreement dated October 28, 2019 entered into amongst People Combine Play School Initiatives Private Limited, T. Naga Prasad, Y.V. Rajasekhara Babu, People Combine Initiatives LLP and Edubees Educational Trust;
29. Business transfer agreement dated October 28, 2019 entered into amongst T. Naga Prasad, Y.V. Rajasekhara Babu, our Company and People Combine Initiatives LLP;
30. Intellectual Property Assignment Deed dated November 16, 2019 entered into amongst People Combine Play School Initiatives Private Limited and our Company;
31. Facilitation services and license agreement dated November 2, 2020 entered into amongst Edubees Educational Trust and our Company;
32. Business transfer agreement dated October 15, 2016 entered into amongst MRL, Supam Maheshwari, Amitava Saha, Prashant Jadhav, Sanket Hattimattur and our Company;
33. Intellectual Property Assignment Deed dated October 15, 2016 entered into amongst MRL and our Company;
34. Deed of assignment of Intellectual Property dated February 24, 2020 entered into amongst Founding Years and our Company;
35. Eleventh amended and restated shareholders' agreement dated April 17, 2024 entered into among TPG, AAS Entities, PI Entities, Existing IDGVI Group, Think Entities, Valiant, M&M, SVF Frog (Cayman) Ltd, NextGen, Ratan Tata, DSP Entities, Duo, MEMG, Sharrp Ventures, DOA Holders, our Company, Supam Maheshwari, Amitava Saha, Prashant Jadhav, Sanket Hattimattur, Sampada Maheshwari, BEWT and Brainbees ESOP Trust;
36. SHA Amendment Agreement dated July 8, 2024;
37. Agreement dated December 26, 2023 entered into among our Company and SVF Frog (Cayman) Ltd, Apricot, Valiant, Think India and TIMF;
38. Letter of increment dated July 11, 2024, read along with the agreement dated December 19, 2013 entered into between our Company and Supam Maheshwari;
39. Letter of increment dated July 11, 2024, read along with the employment agreement dated December 20, 2013 entered into between our Company and Sanket Hattimattur;

40. Inter-se Agreement dated December 26, 2023 entered into among our Company and the Identified Shareholders;
41. Waiver letters of certain Shareholders waiving their rights to participate in the rights issue undertaken by our Company on February 11, 2022.
42. Industry report titled “Childcare Market in India” dated July 11, 2024 from RedSeer;
43. Certificate dated July 30, 2024 received from Bansal & Co LLP, Chartered Accountants, bearing firm registration number 001113N/N500079, independent chartered accountants on the key performance indicators.
44. Report on fair valuation of CCPS of Plantex as on June 30, 2022 dated August 22, 2022.
45. Valuation report of fair value of equity shares of Encasa Homes dated March 28, 2022.
46. Report on fair valuation of Frootle India as on February 28, 2022 dated April 20, 2022.
47. Valuation report of the equity shares of Globalbees Brands dated June 1, 2021.
48. Valuation report of the equity shares of Globalbees Brands dated October 31, 2021.
49. Valuation report of the equity shares of Solis dated March 18, 2021.
50. Valuation report of the equity shares of Swara Baby dated May 4, 2020.
51. Valuation report of the equity shares of Digital Age dated April 29, 2022.
52. Valuation report of the series A compulsorily convertible preference shares of Firmroots dated December 15, 2020.
53. Valuation reports each dated November 13, 2019 for Business Transfer Agreement 1 and Business Transfer Agreement 2.
54. Copies of the valid quotations pertaining to the Objects, particularly (a) Expenditure by our Company for: (i) setting up new modern stores under the ‘BabyHug’ brand; and (ii) setting up a warehouse, in India; (b) Investment in our Subsidiary, Digital Age for: (i) setting up new modern stores under the ‘FirstCry’ brand and other home brands of our Company; and (c) Investment in our Subsidiary, FirstCry Trading for overseas expansion by: (i) setting up new modern stores; and (ii) setting up warehouse(s), in KSA.
55. E-mail dated June 13, 2024 from the SEBI in relation to a complaint sent by Rohit Mishra in relation to the Offer to SEBI on May 31, 2024.
56. Copies of annual reports of our Company for the last three Fiscals, i.e., Fiscals 2023, 2022 and 2021.
57. In-principle listing approvals each dated May 16, 2024, from BSE and NSE;
58. Tripartite agreement dated November 26, 2018 among our Company, NSDL and Registrar to the Offer;
59. Tripartite agreement dated November 29, 2018 among our Company, CDSL and the Registrar to the Offer;
60. Due diligence certificate to SEBI from the BRLMs dated April 29, 2024;
61. SEBI interim observation letters dated May 28, 2024, May 29, 2024 and June 13, 2024; and
62. Final observation letter dated June 25, 2024 issued by SEBI (Ref. No. SEBI/HO/CFD/RAC-DIL2/P/OW/2024/20801/1).

Any of the contracts or documents mentioned in this Red Herring Prospectus may be amended or modified at any time if so required in the interest of our Company or if required by the other parties, without reference to the shareholders, subject to compliance with the provisions contained in the Companies Act and other relevant statutes.

DECLARATION

I hereby certify and declare that all relevant provisions of the Companies Act 2013, and the rules, regulations and guidelines issued by the Government of India, or the rules, regulations and guidelines issued by SEBI established under Section 3 of the SEBI Act, as the case may be, have been complied with and no statements, disclosures and undertakings made in this Red Herring Prospectus are contrary to the provisions of the Companies Act 2013, the Securities and Exchange Board of India Act, 1992, the Securities Contracts (Regulation) Act, 1956, the Securities Contracts (Regulation) Rules, 1957 each as amended, or the rules, regulations and guidelines issued thereunder, as the case may be. I further certify that all the statements, disclosures and undertakings in this Red Herring Prospectus are true and correct.

SIGNED BY THE DIRECTOR OF OUR COMPANY

Supam Maheshwari
(*Managing Director and Chief Executive Officer*)

Date: July 30, 2024

Place: Pune, Maharashtra

DECLARATION

I hereby certify and declare that all relevant provisions of the Companies Act 2013, and the rules, regulations and guidelines issued by the Government of India, or the rules, regulations and guidelines issued by SEBI established under Section 3 of the SEBI Act, as the case may be, have been complied with and no statements, disclosures and undertakings made in this Red Herring Prospectus are contrary to the provisions of the Companies Act 2013, the Securities and Exchange Board of India Act, 1992, the Securities Contracts (Regulation) Act, 1956, the Securities Contracts (Regulation) Rules, 1957 each as amended, or the rules, regulations and guidelines issued thereunder, as the case may be. I further certify that all the statements, disclosures and undertakings in this Red Herring Prospectus are true and correct.

SIGNED BY THE DIRECTOR OF OUR COMPANY

Sanket Hattimattur

(Executive Director and Chief of Staff)

Date: July 30, 2024

Place: Pune, Maharashtra

DECLARATION

I hereby certify and declare that all relevant provisions of the Companies Act 2013, and the rules, regulations and guidelines issued by the Government of India, or the rules, regulations and guidelines issued by SEBI established under Section 3 of the SEBI Act, as the case may be, have been complied with and no statements, disclosures and undertakings made in this Red Herring Prospectus are contrary to the provisions of the Companies Act 2013, the Securities and Exchange Board of India Act, 1992, the Securities Contracts (Regulation) Act, 1956, the Securities Contracts (Regulation) Rules, 1957 each as amended, or the rules, regulations and guidelines issued thereunder, as the case may be. I further certify that all the statements, disclosures and undertakings in this Red Herring Prospectus are true and correct.

SIGNED BY THE DIRECTOR OF OUR COMPANY

Paul Davison
(*Non-Executive Director*)

Date: July 30, 2024

Place: Menlo Park, California, USA

DECLARATION

I hereby certify and declare that all relevant provisions of the Companies Act 2013, and the rules, regulations and guidelines issued by the Government of India, or the rules, regulations and guidelines issued by SEBI established under Section 3 of the SEBI Act, as the case may be, have been complied with and no statements, disclosures and undertakings made in this Red Herring Prospectus are contrary to the provisions of the Companies Act 2013, the Securities and Exchange Board of India Act, 1992, the Securities Contracts (Regulation) Act, 1956, the Securities Contracts (Regulation) Rules, 1957 each as amended, or the rules, regulations and guidelines issued thereunder, as the case may be. I further certify that all the statements, disclosures and undertakings in this Red Herring Prospectus are true and correct.

SIGNED BY THE DIRECTOR OF OUR COMPANY

Puneet Renjhen
(*Non-Executive Director*)

Date: July 30, 2024

Place: Mumbai, Maharashtra

DECLARATION

I hereby certify and declare that all relevant provisions of the Companies Act 2013, and the rules, regulations and guidelines issued by the Government of India, or the rules, regulations and guidelines issued by SEBI established under Section 3 of the SEBI Act, as the case may be, have been complied with and no statements, disclosures and undertakings made in this Red Herring Prospectus are contrary to the provisions of the Companies Act 2013, the Securities and Exchange Board of India Act, 1992, the Securities Contracts (Regulation) Act, 1956, the Securities Contracts (Regulation) Rules, 1957 each as amended, or the rules, regulations and guidelines issued thereunder, as the case may be. I further certify that all the statements, disclosures and undertakings in this Red Herring Prospectus are true and correct.

SIGNED BY THE DIRECTOR OF OUR COMPANY

Bala C Deshpande
(Independent Director)

Date: July 30, 2024

Place: Da Nang, Vietnam

DECLARATION

I hereby certify and declare that all relevant provisions of the Companies Act 2013, and the rules, regulations and guidelines issued by the Government of India, or the rules, regulations and guidelines issued by SEBI established under Section 3 of the SEBI Act, as the case may be, have been complied with and no statements, disclosures and undertakings made in this Red Herring Prospectus are contrary to the provisions of the Companies Act 2013, the Securities and Exchange Board of India Act, 1992, the Securities Contracts (Regulation) Act, 1956, the Securities Contracts (Regulation) Rules, 1957 each as amended, or the rules, regulations and guidelines issued thereunder, as the case may be. I further certify that all the statements, disclosures and undertakings in this Red Herring Prospectus are true and correct.

SIGNED BY THE DIRECTOR OF OUR COMPANY

Neeraj Sagar
(Independent Director)

Date: July 30, 2024

Place: Faridabad, Haryana

DECLARATION

I hereby certify and declare that all relevant provisions of the Companies Act 2013, and the rules, regulations and guidelines issued by the Government of India, or the rules, regulations and guidelines issued by SEBI established under Section 3 of the SEBI Act, as the case may be, have been complied with and no statements, disclosures and undertakings made in this Red Herring Prospectus are contrary to the provisions of the Companies Act 2013, the Securities and Exchange Board of India Act, 1992, the Securities Contracts (Regulation) Act, 1956, the Securities Contracts (Regulation) Rules, 1957 each as amended, or the rules, regulations and guidelines issued thereunder, as the case may be. I further certify that all the statements, disclosures and undertakings in this Red Herring Prospectus are true and correct.

SIGNED BY THE DIRECTOR OF OUR COMPANY

Gopalakrishnan Jagadeeswaran
(Independent Director)

Date: July 30, 2024

Place: Bengaluru, Karnataka

DECLARATION

I hereby certify and declare that all relevant provisions of the Companies Act 2013, and the rules, regulations and guidelines issued by the Government of India, or the rules, regulations and guidelines issued by SEBI established under Section 3 of the SEBI Act, as the case may be, have been complied with and no statements, disclosures and undertakings made in this Red Herring Prospectus are contrary to the provisions of the Companies Act 2013, the Securities and Exchange Board of India Act, 1992, the Securities Contracts (Regulation) Act, 1956, the Securities Contracts (Regulation) Rules, 1957 each as amended, or the rules, regulations and guidelines issued thereunder, as the case may be. I further certify that all the statements, disclosures and undertakings in this Red Herring Prospectus are true and correct.

SIGNED BY THE DIRECTOR OF OUR COMPANY

Sujata Vilas Bogawat
(Independent Director)

Date: July 30, 2024

Place: Pilani, Rajasthan

DECLARATION

I hereby certify and declare that all relevant provisions of the Companies Act 2013, and the rules, regulations and guidelines issued by the Government of India, or the rules, regulations and guidelines issued by SEBI established under Section 3 of the SEBI Act, as the case may be, have been complied with and no statements, disclosures and undertakings made in this Red Herring Prospectus are contrary to the provisions of the Companies Act 2013, the Securities and Exchange Board of India Act, 1992, the Securities Contracts (Regulation) Act, 1956, the Securities Contracts (Regulation) Rules, 1957 each as amended, or the rules, regulations and guidelines issued thereunder, as the case may be. I further certify that all the statements, disclosures and undertakings in this Red Herring Prospectus are true and correct.

SIGNED BY THE GROUP CHIEF FINANCIAL OFFICER

Gautam Sharma
(Group Chief Financial Officer)

Date: July 30, 2024

Place: Pune, Maharashtra

DECLARATION BY AMITAVA SAHA, PRASHANT JADHAV, SANKET HATTIMATTUR AND SUPAM MAHESHWARI AS INDIVIDUAL SELLING SHAREHOLDERS

Amitava Saha, Prashant Jadhav, Sanket Hattimattur and Supam Maheshwari, Individual Selling Shareholders, severally hereby confirm that all statements, disclosures and undertakings specifically made or confirmed by him in this Red Herring Prospectus in relation to himself, as a Selling Shareholder and their respective portions of the Offered Shares, are true and correct. Amitava Saha, Prashant Jadhav, Sanket Hattimattur and Supam Maheshwari assume no responsibility for any other statements, disclosures and undertakings, including, any of the statements, disclosures and undertakings made or confirmed by or relating to the Company or any other Selling Shareholder or any other person(s) in this Red Herring Prospectus.

FOR AND ON BEHALF OF AMITAVA SAHA, PRASHANT JADHAV, SANKET HATTIMATTUR AND SUPAM MAHESHWARI, ACTING THROUGH SANKET HATTIMATTUR, DULY APPOINTED POWER-OF-ATTORNEY HOLDER

Authorised Signatory

Name: Sanket Hattimattur

Date: July 30, 2024

Place: Pune, Maharashtra

DECLARATION BY RATAN TATA AS AN INDIVIDUAL SELLING SHAREHOLDER

I, Ratan Tata, an Individual Selling Shareholder, hereby confirm that all statements, disclosures and undertakings specifically made or confirmed by me in this Red Herring Prospectus in relation to me, as a Selling Shareholder and my portion of the Offered Shares, are true and correct. I assume no responsibility for any other statements, disclosures and undertakings, including, any of the statements, disclosures and undertakings made or confirmed by or relating to the Company or any other Selling Shareholder or any other person(s) in this Red Herring Prospectus.

Signed by

Ratan Tata

Date: July 30, 2024

Place: Mumbai, Maharashtra

**DECLARATION BY NEWQUEST ASIA INVESTMENTS III LIMITED AS A CORPORATE
SELLING SHAREHOLDER**

We, NewQuest Asia Investments III Limited, a Corporate Selling Shareholder, hereby confirm that all statements, disclosures and undertakings specifically made or confirmed by us in this Red Herring Prospectus in relation to us, as a Selling Shareholder and our portion of the Offered Shares, are true and correct. NewQuest Asia Investments III Limited assumes no responsibility for any other statements, disclosures and undertakings, including, any of the statements, disclosures and undertakings made or confirmed by or relating to the Company or any other Selling Shareholder or any other person(s) in this Red Herring Prospectus.

For and on behalf of NewQuest Asia Investments III Limited

Authorised Signatory

Name: Priyamvada Seebaluck Ramnial

Title: Director

Date: July 30, 2024

Place: Mauritius

**DECLARATION BY MAHINDRA & MAHINDRA LIMITED AS A CORPORATE SELLING
SHAREHOLDER**

We, Mahindra & Mahindra Limited, a Corporate Selling Shareholder, hereby confirm that all statements, disclosures and undertakings specifically made or confirmed by us in this Red Herring Prospectus in relation to us, as a Selling Shareholder and our portion of the Offered Shares, are true and correct. Mahindra & Mahindra Limited assumes no responsibility for any other statements, disclosures and undertakings, including, any of the statements, disclosures and undertakings made or confirmed by or relating to the Company or any other Selling Shareholder or any other person(s) in this Red Herring Prospectus.

For and on behalf of Mahindra & Mahindra Limited

Authorised Signatory

Name: Puneet Renjhen

Title: Director

Date: July 30, 2024

Place: Mumbai, Maharashtra

**DECLARATION BY SCHRODERS CAPITAL PRIVATE EQUITY ASIA MAURITIUS II LIMITED
AS A CORPORATE SELLING SHAREHOLDER**

We, Schroders Capital Private Equity Asia Mauritius II Limited, a Corporate Selling Shareholder, hereby confirm that all statements, disclosures and undertakings specifically made or confirmed by us in this Red Herring Prospectus in relation to us, as a Selling Shareholder and our portion of the Offered Shares, are true and correct. Schroders Capital Private Equity Asia Mauritius II Limited assumes no responsibility for any other statements, disclosures and undertakings, including, any of the statements, disclosures and undertakings made or confirmed by or relating to the Company or any other Selling Shareholder or any other person(s) in this Red Herring Prospectus.

For and on behalf of Schroders Capital Private Equity Asia Mauritius II Limited

Authorised Signatory

Name: Gorkem Pasliogh

Title: Director

Date: July 30, 2024

Place: Mauritius

Name: Hemant Parsenora

Title: Director

Date: July 30, 2024

Place: Mauritius

**DECLARATION BY PRATITHI INVESTMENT TRUST AS A CORPORATE SELLING
SHAREHOLDER**

We, Pratithi Investment Trust acting through its trustee, a Corporate Selling Shareholder, hereby confirm that all statements, disclosures and undertakings specifically made or confirmed by us in this Red Herring Prospectus in relation to us, as a Selling Shareholder and our portion of the Offered Shares, are true and correct. Pratithi Investment Trust assumes no responsibility for any other statements, disclosures and undertakings, including, any of the statements, disclosures and undertakings made or confirmed by or relating to the Company or any other Selling Shareholder or any other person(s) in this Red Herring Prospectus.

For and on behalf of Pratithi Investment Trust

Authorised Signatory

Name: KC Ganesh

Title: President

Date: July 30, 2024

Place: Bengaluru, Karnataka

DECLARATION BY SVF FROG (CAYMAN) LTD AS A CORPORATE SELLING SHAREHOLDER

We, SVF Frog (Cayman) Ltd, a Corporate Selling Shareholder, hereby confirm that all statements, disclosures and undertakings specifically made or confirmed by us in this Red Herring Prospectus in relation to us, as a Selling Shareholder and our portion of the Offered Shares, are true and correct. SVF Frog (Cayman) Ltd assumes no responsibility for any other statements, disclosures and undertakings, including, any of the statements, disclosures and undertakings made or confirmed by or relating to the Company or any other Selling Shareholder or any other person(s) in this Red Herring Prospectus.

For and on behalf of SVF Frog (Cayman) Ltd

Authorised Signatory

Name: Karen Ellerbe

Title: Director

Date: July 30, 2024

Place: George Town, Cayman Islands

**DECLARATION BY TPG GROWTH V SF MARKETS PTE. LTD AS A CORPORATE SELLING
SHAREHOLDER**

We, TPG Growth V SF Markets Pte. Ltd, a Corporate Selling Shareholder, hereby confirm that all statements, disclosures and undertakings specifically made or confirmed by us in this Red Herring Prospectus in relation to us, as a Selling Shareholder and our portion of the Offered Shares, are true and correct. TPG Growth V SF Markets Pte. Ltd assumes no responsibility for any other statements, disclosures and undertakings, including, any of the statements, disclosures and undertakings made or confirmed by or relating to the Company or any other Selling Shareholder or any other person(s) in this Red Herring Prospectus.

For and on behalf of TPG Growth V SF Markets Pte. Ltd

Authorised Signatory

Name: Chalothorn Vashirakovit

Title: Director

Date: July 30, 2024

Place: Singapore

DECLARATION BY PI OPPORTUNITIES FUND- 1 AS A CORPORATE SELLING SHAREHOLDER

We, PI Opportunities Fund- 1, a Corporate Selling Shareholder, hereby confirm that all statements, disclosures and undertakings specifically made or confirmed by us in this Red Herring Prospectus in relation to us, as a Selling Shareholder and our portion of the Offered Shares, are true and correct. PI Opportunities Fund- 1 assumes no responsibility for any other statements, disclosures and undertakings, including, any of the statements, disclosures and undertakings made or confirmed by or relating to the Company or any other Selling Shareholder or any other person(s) in this Red Herring Prospectus.

For and on behalf of PI Opportunities Fund- 1

Authorised Signatory

Name: Vardaan Ahluwalia

Title: Authorised Signatory

Date: July 30, 2024

Place: Bengaluru, Karnataka

**DECLARATION BY APRICOT INVESTMENTS LIMITED AS A CORPORATE SELLING
SHAREHOLDER**

We, Apricot Investments Limited, a Corporate Selling Shareholder, hereby confirm that all statements, disclosures and undertakings specifically made or confirmed by us in this Red Herring Prospectus in relation to us, as a Selling Shareholder and our portion of the Offered Shares, are true and correct. Apricot Investments Limited assumes no responsibility for any other statements, disclosures and undertakings, including, any of the statements, disclosures and undertakings made or confirmed by or relating to the Company or any other Selling Shareholder or any other person(s) in this Red Herring Prospectus.

For and on behalf of Apricot Investments Limited

Authorised Signatory

Name: Louis Michael Kirsley Calisse

Title: Director

Date: July 30, 2024

Place: Mauritius

DECLARATION BY ANCHOR PARTNERS AS A CORPORATE SELLING SHAREHOLDER

We, Anchor Partners, a Corporate Selling Shareholder, hereby confirm that all statements, disclosures and undertakings specifically made or confirmed by us in this Red Herring Prospectus in relation to us, as a Selling Shareholder and our portion of the Offered Shares, are true and correct. Anchor Partners assumes no responsibility for any other statements, disclosures and undertakings, including, any of the statements, disclosures and undertakings made or confirmed by or relating to the Company or any other Selling Shareholder or any other person(s) in this Red Herring Prospectus.

For and on behalf of Anchor Partners

Authorised Signatory

Name: Ashley Menezes

Title: Authorised Signatory

Date: July 30, 2024

Place: Delhi

DECLARATION BY SAGE INVESTMENT TRUST AS A CORPORATE SELLING SHAREHOLDER

We, Sage Investment Trust, a Corporate Selling Shareholder, hereby confirm that all statements, disclosures and undertakings specifically made or confirmed by us in this Red Herring Prospectus in relation to us, as a Selling Shareholder and our portion of the Offered Shares, are true and correct. Sage Investment Trust assumes no responsibility for any other statements, disclosures and undertakings, including, any of the statements, disclosures and undertakings made or confirmed by or relating to the Company or any other Selling Shareholder or any other person(s) in this Red Herring Prospectus.

For and on behalf of Sage Investment Trust

Authorised Signatory

Name: Ashley Menezes

Title: Authorised Signatory

Date: July 30, 2024

Place: Delhi

**DECLARATION BY CASTLE INVESTMENT AND INDUSTRIES PRIVATE LIMITED AS A
CORPORATE SELLING SHAREHOLDER**

We, Castle Investment and Industries Private Limited, a Corporate Selling Shareholder, hereby confirm that all statements, disclosures and undertakings specifically made or confirmed by us in this Red Herring Prospectus in relation to us, as a Selling Shareholder and our portion of the Offered Shares, are true and correct. Castle Investment and Industries Private Limited assumes no responsibility for any other statements, disclosures and undertakings, including, any of the statements, disclosures and undertakings made or confirmed by or relating to the Company or any other Selling Shareholder or any other person(s) in this Red Herring Prospectus.

For and on behalf of Castle Investment and Industries Private Limited

Authorised Signatory

Name: Mahendra C. Choksi

Title: Director

Date: July 30, 2024

Place: Mumbai, Maharashtra

**DECLARATION BY SATYADHARMA INVESTMENTS AND TRADING COMPANY PRIVATE
LIMITED AS A CORPORATE SELLING SHAREHOLDER**

We, Satyadharna Investments and Trading Company Private Limited, a Corporate Selling Shareholder, hereby confirm that all statements, disclosures and undertakings specifically made or confirmed by us in this Red Herring Prospectus in relation to us, as a Selling Shareholder and our portion of the Offered Shares, are true and correct. Satyadharna Investments and Trading Company Private Limited assumes no responsibility for any other statements, disclosures and undertakings, including, any of the statements, disclosures and undertakings made or confirmed by or relating to the Company or any other Selling Shareholder or any other person(s) in this Red Herring Prospectus.

For and on behalf of Satyadharna Investments and Trading Company Private Limited

Authorised Signatory

Name: Manish M. Choksi

Title: Director

Date: July 30, 2024

Place: Mumbai, Maharashtra

DECLARATION BY ABHINAV SHARMA, AJOY KAR, AMITABH SADASHIV, ANIRUDH CHATURVEDI, ANUJ JAIN, ARPIT AGRAWAL, ASHISH CHAVAN, ASHISH SINHA, DEEPAK SANT, GAUTAM SHARMA, LIJO JOHN, MANJULA RAO, MAYANK BADOLA, MEGHA ARORA, NITIN JAIN, PRASHANT CHAUHAN, PRAVIN PATIL, RAHUL ARORA, ROHIT GAJARMAL, SHRIYUT RAUT, SHWETANK GUPTA, SUKHJEET SINGH, VAISHALI JADHAV AND VIVEK GOEL AS INDIVIDUAL SELLING SHAREHOLDERS

Abhinav Sharma, Ajoy Kar, Amitabh Sadashiv, Anirudh Chaturvedi, Anuj Jain, Arpit Agrawal, Ashish Chavan, Ashish Sinha, Deepak Sant, Gautam Sharma, Lijo John, Manjula Rao, Mayank Badola, Megha Arora, Nitin Jain, Prashant Chauhan, Pravin Patil, Rahul Arora, Rohit Gajarmal, Shriyut Raut, Shwetank Gupta, Sukhjeet Singh, Vaishali Jadhav and Vivek Goel, Individual Selling Shareholders, severally hereby confirm that all statements, disclosures and undertakings specifically made or confirmed by him or her in this Red Herring Prospectus in relation to himself or herself, as a Selling Shareholder and their respective portions of the Offered Shares, are true and correct. Abhinav Sharma, Ajoy Kar, Amitabh Sadashiv, Anirudh Chaturvedi, Anuj Jain, Arpit Agrawal, Ashish Chavan, Ashish Sinha, Deepak Sant, Gautam Sharma, Lijo John, Manjula Rao, Mayank Badola, Megha Arora, Nitin Jain, Prashant Chauhan, Pravin Patil, Rahul Arora, Rohit Gajarmal, Shriyut Raut, Shwetank Gupta, Sukhjeet Singh, Vaishali Jadhav and Vivek Goel assume no responsibility for any other statements, disclosures and undertakings, including, any of the statements, disclosures and undertakings made or confirmed by or relating to the Company or any other Selling Shareholder or any other person(s) in this Red Herring Prospectus.

FOR AND ON BEHALF OF ABHINAV SHARMA, AJOY KAR, AMITABH SADASHIV, ANIRUDH CHATURVEDI, ANUJ JAIN, ARPIT AGRAWAL, ASHISH CHAVAN, ASHISH SINHA, DEEPAK SANT, GAUTAM SHARMA, LIJO JOHN, MANJULA RAO, MAYANK BADOLA, MEGHA ARORA, NITIN JAIN, PRASHANT CHAUHAN, PRAVIN PATIL, RAHUL ARORA, ROHIT GAJARMAL, SHRIYUT RAUT, SHWETANK GUPTA, SUKHJEET SINGH, VAISHALI JADHAV AND VIVEK GOEL, ACTING THROUGH GAUTAM SHARMA, DULY APPOINTED POWER-OF-ATTORNEY HOLDER

Authorised Signatory

Name: Gautam Sharma

Date: July 30, 2024

Place: Pune, Maharashtra